



US00D699434S

(12) **United States Design Patent**
Zhu

(10) **Patent No.:** **US D699,434 S**

(45) **Date of Patent:** **** Feb. 18, 2014**

(54) **CASE FOR READING GLASSES**

(75) Inventor: **Zhongqiu Zhu**, Wenzhou (CN)

(73) Assignee: **Diversified Products, Inc.**, Collegetown, PA (US)

(**) Term: **14 Years**

(21) Appl. No.: **29/402,653**

(22) Filed: **Sep. 26, 2011**

(51) **LOC (10) Cl.** **03-01**

(52) **U.S. Cl.**
USPC **D3/265**; D3/263

(58) **Field of Classification Search**
USPC D3/207, 215, 219, 229, 263–268;
D6/458–460, 462, 487; D11/22, 209;
D12/417; D16/330, 339; 24/3.3, 3.7,
24/3.8, 90.1; 206/5, 5.1, 6; 248/309.1,
248/902; 351/112, 155

See application file for complete search history.

(56) **References Cited**

U.S. PATENT DOCUMENTS

D168,138	S	*	11/1952	Baratelli	D3/265
2,739,698	A	*	3/1956	Baratelli	206/5
D341,482	S	*	11/1993	McMillan	D3/265
5,921,383	A	*	7/1999	Shefler et al.	206/5
D433,801	S	*	11/2000	Shreve	D3/226
D439,404	S	*	3/2001	Dar	D3/264
6,199,218	B1	*	3/2001	Michael	2/247
D464,793	S	*	10/2002	Anderton	D3/215
D468,092	S	*	1/2003	Anderton	D3/215
6,647,555	B2	*	11/2003	Yamaguchi et al.	2/338
D528,299	S	*	9/2006	Kim	D3/294
D552,347	S	*	10/2007	Kim	D3/265
D557,008	S	*	12/2007	Stiller	D3/207
D588,356	S	*	3/2009	Lown et al.	D3/219
D598,650	S	*	8/2009	Lown et al.	D3/267

D598,651	S	*	8/2009	Lown et al.	D3/267
D599,546	S	*	9/2009	Lown et al.	D3/267
D616,199	S	*	5/2010	Swartz et al.	D3/267
D621,154	S	*	8/2010	Lown et al.	D3/267
D677,882	S	*	3/2013	Inglis	D3/221
D680,321	S	*	4/2013	Jones	D3/215
2011/0192733	A1	*	8/2011	Roberts	206/5

OTHER PUBLICATIONS

Eyeglasses case having bone-shaped indicia.

* cited by examiner

Primary Examiner — T. Chase Nelson

(74) *Attorney, Agent, or Firm* — Caesar, Rivise, Bernstein, Cohen & Pokotilow, Ltd.

(57) **CLAIM**

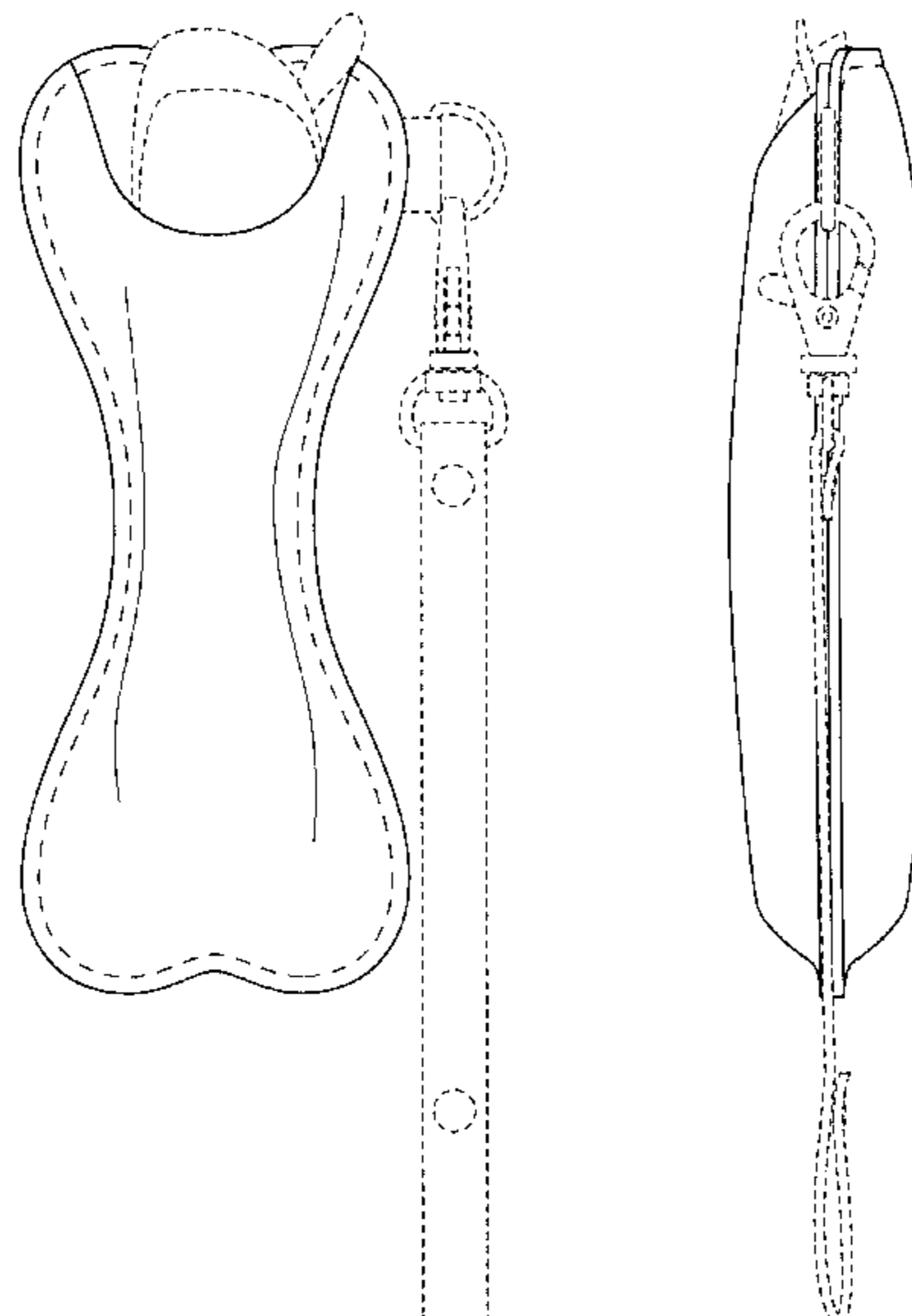
The ornamental design for the case for reading glasses, as shown and described.

DESCRIPTION

FIG. 1 is a front view of a case for reading glasses in accordance with an embodiment of my design;
FIG. 2 is a rear view of the case for reading glasses of FIG. 1;
FIG. 3 is a right side view of the case for reading glasses of FIG. 1;
FIG. 4 is a left side view of the case for reading glasses of FIG. 1;
FIG. 5 is a top view of the case for reading glasses of FIG. 1; and,
FIG. 6 is a bottom view of the case for reading glasses of FIG. 1.

The longer segment broken lines on the surface of the claimed case depict portions of the design that form no part of the claimed design. The remaining shorter segment broken lines depict environmental structure that also forms no part of the claimed design.

1 Claim, 4 Drawing Sheets



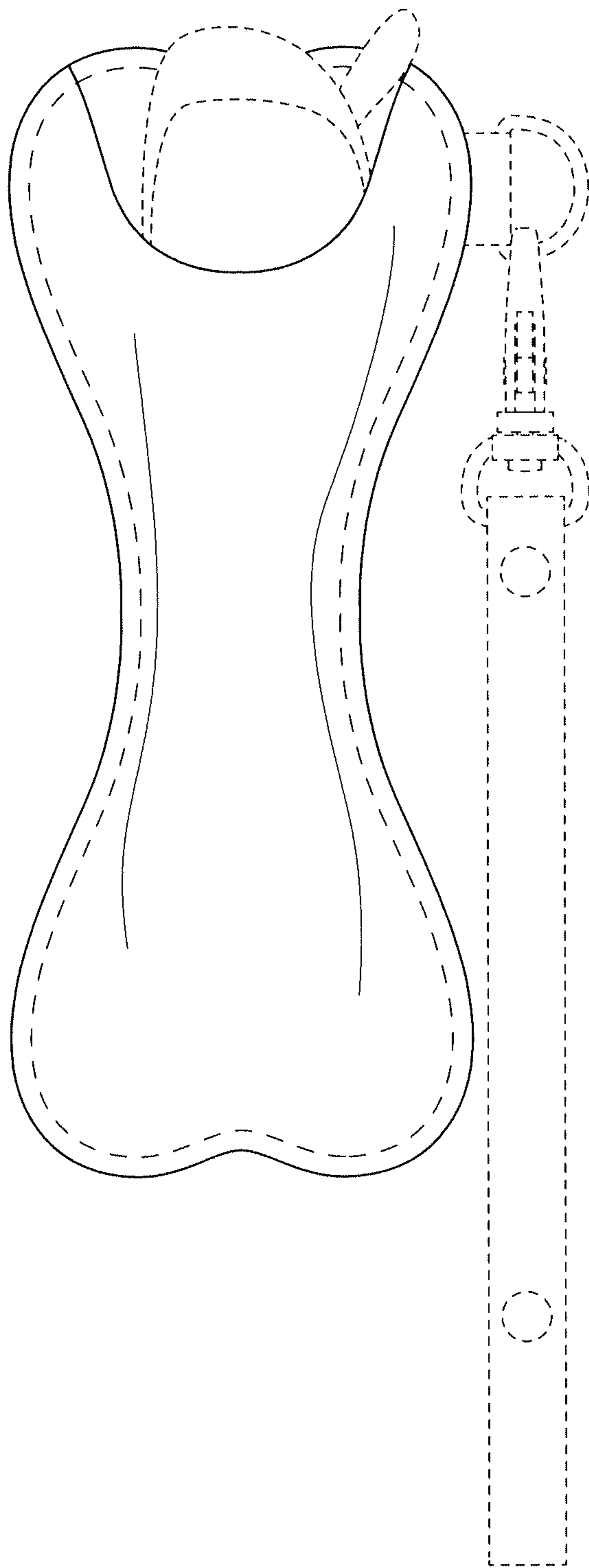


FIG. 1

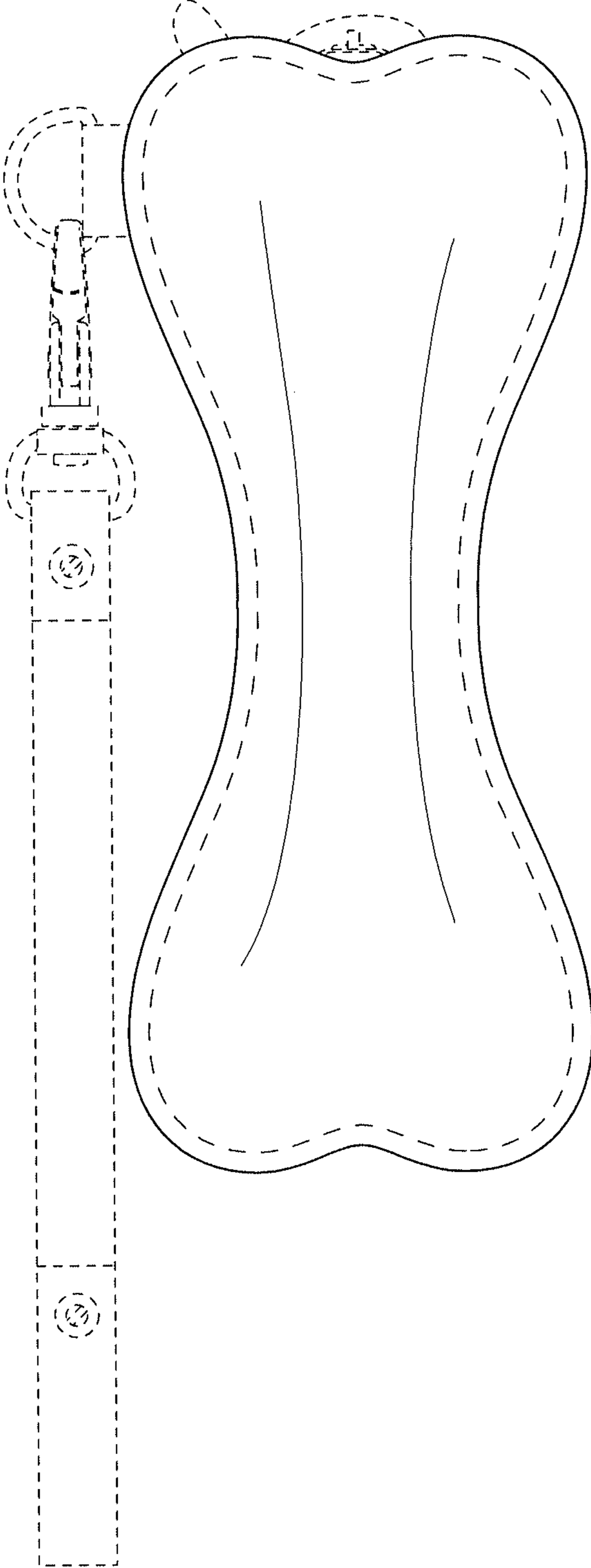


FIG. 2

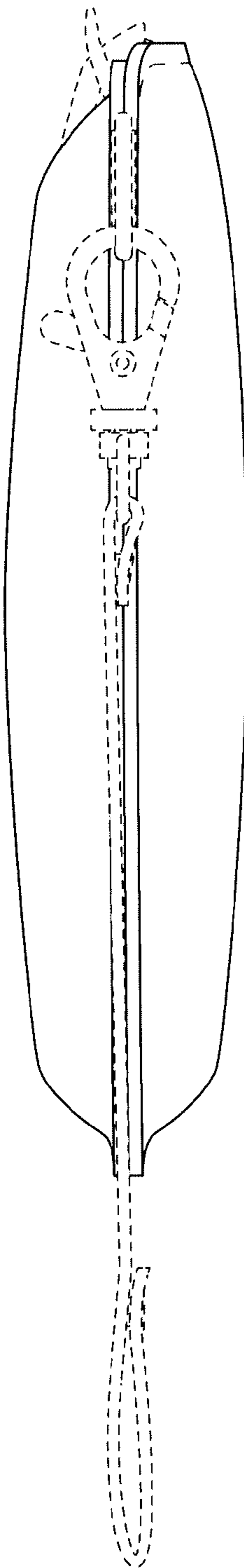


FIG. 3

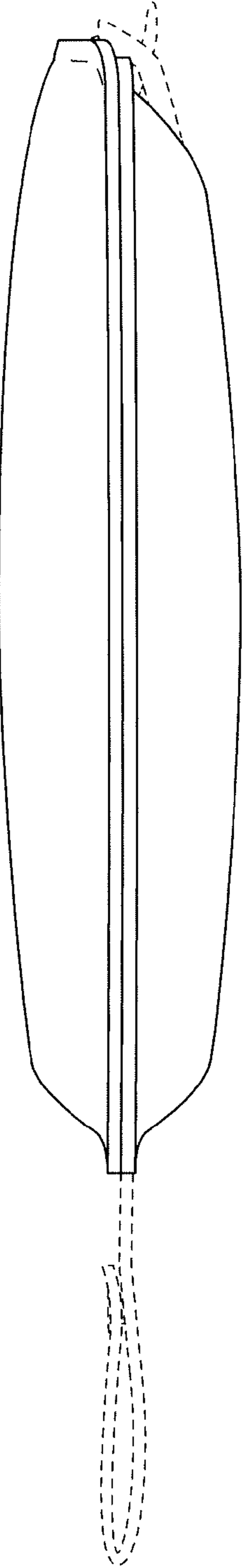


FIG. 4

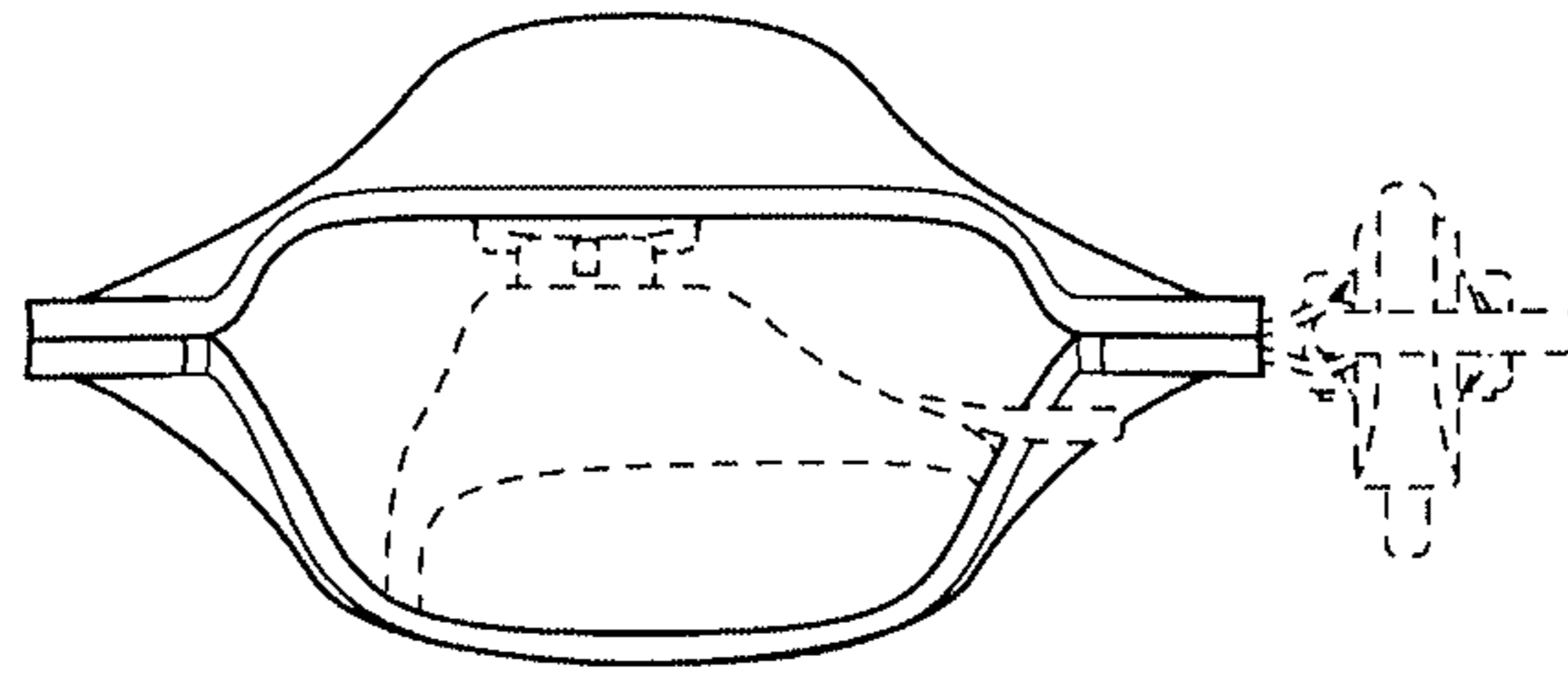


FIG. 5

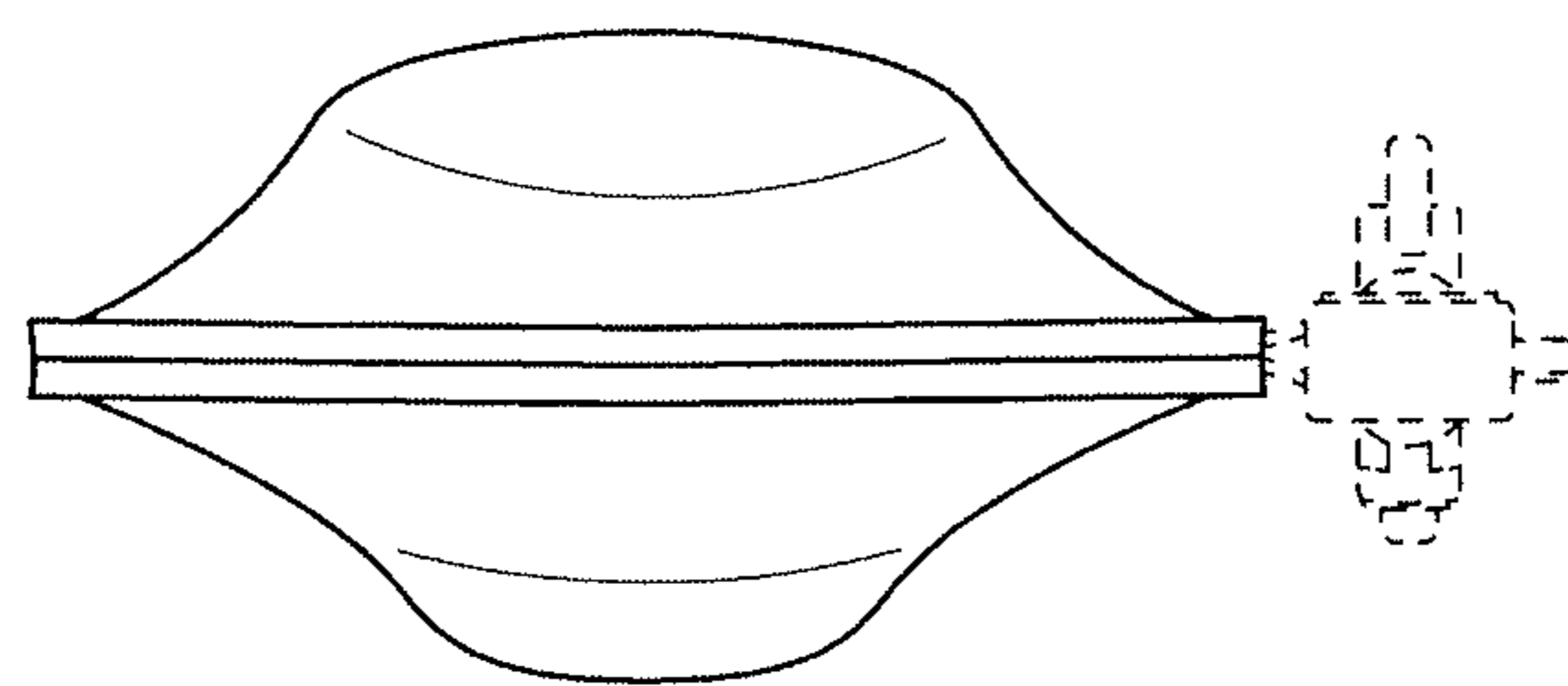


FIG. 6