



US00D699427S

(12) **United States Design Patent**  
**Nakano**

(10) **Patent No.:** **US D699,427 S**

(45) **Date of Patent:** **\*\* Feb. 18, 2014**

(54) **FOOTWEAR UPPER**

(71) Applicant: **Wolverine World Wide, Inc.**, Rockford, MI (US)

(72) Inventor: **Kiyotaka Nakano**, Rockford, MI (US)

(73) Assignee: **Wolverine World Wide, Inc.**, Rockford, MI (US)

(\*\*) Term: **14 Years**

(21) Appl. No.: **29/454,654**

(22) Filed: **May 13, 2013**

(51) **LOC (10) Cl.** ..... **02-04**

(52) **U.S. Cl.**  
USPC ..... **D2/970; D2/972**

(58) **Field of Classification Search**  
USPC ..... D2/896, 902, 906-908, 943, 944, 946,  
D2/969, 970, 972-974; 36/45, 50.1, 83,  
36/113, 114, 125-134

See application file for complete search history.

(56) **References Cited**

**U.S. PATENT DOCUMENTS**

D284,613	S	*	7/1986	Bernaut	.....	D2/904
4,837,960	A	*	6/1989	Skaja	.....	40/636
5,379,533	A	*	1/1995	Swartz	.....	36/136
D368,361	S	*	4/1996	Brooks et al.	.....	D2/970
D440,387	S	*	4/2001	Matis et al.	.....	D2/970
D642,364	S	*	8/2011	Matis et al.	.....	D2/970

**OTHER PUBLICATIONS**

1997 Bates High Performance Uniform Footwear, pp. 12-17, 25-27, 29, 32-34 & 39.

1998 Bates High Performance Uniform Footwear, pp. 11-14, 21-23, 26-28, 33 & 35.

2002 Bates Uniform Footwear Product Guide.

2007 Bates Footwear Guide, pp. 2-15.

2008 Bates Product Guide, pp. 6-17 & 23-27.

2011 Bates Product Guide, cover, pp. 19 & 25-30.

2013 Bates Product Guide, Cover, pp. 6, 7, 10-25 & 31-33.

\* cited by examiner

*Primary Examiner* — Robert M Spear

*Assistant Examiner* — Rashida C McCoy

(74) *Attorney, Agent, or Firm* — Warner Norcross & Judd LLP

(57) **CLAIM**

The ornamental design for a footwear upper, as shown and described.

**DESCRIPTION**

FIG. 1 is a perspective view of a footwear upper embodying the new design;

FIG. 2 is a top plan view thereof;

FIG. 3 is a right side view thereof;

FIG. 4 is a left side view thereof;

FIG. 5 is a front view thereof; and,

FIG. 6 is a rear view thereof.

FIGS. 1-6 show features of an article of footwear in phantom lines. These features are shown for environmental purposes and do not form any part of the claimed design. Further, the phantom lines immediately adjacent the solid-line portions of the design form the boundary of the design, with the phantom lines forming no part of the claimed design.

The dashed lines on the quarter panel represent claimed stitching.

**1 Claim, 5 Drawing Sheets**



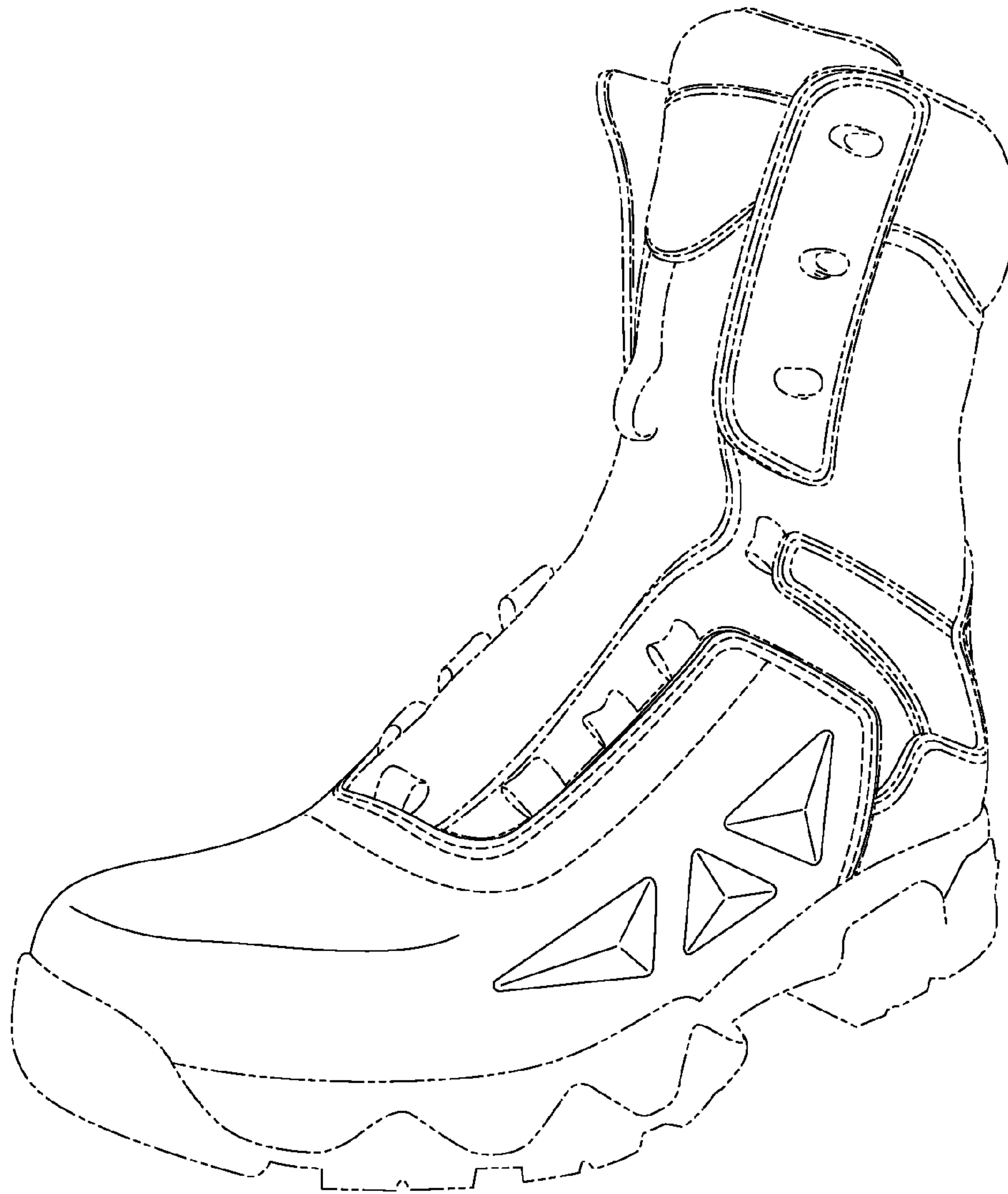


Fig. 1

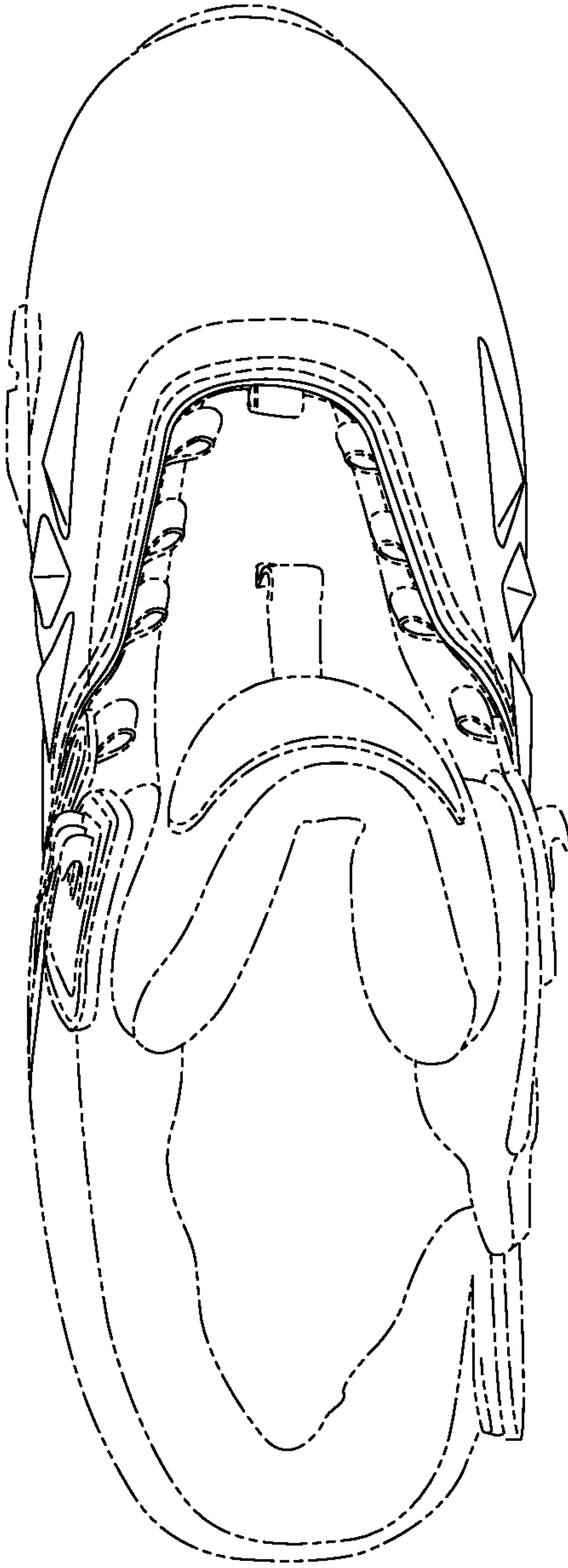


Fig. 2



Fig. 3





Fig. 4

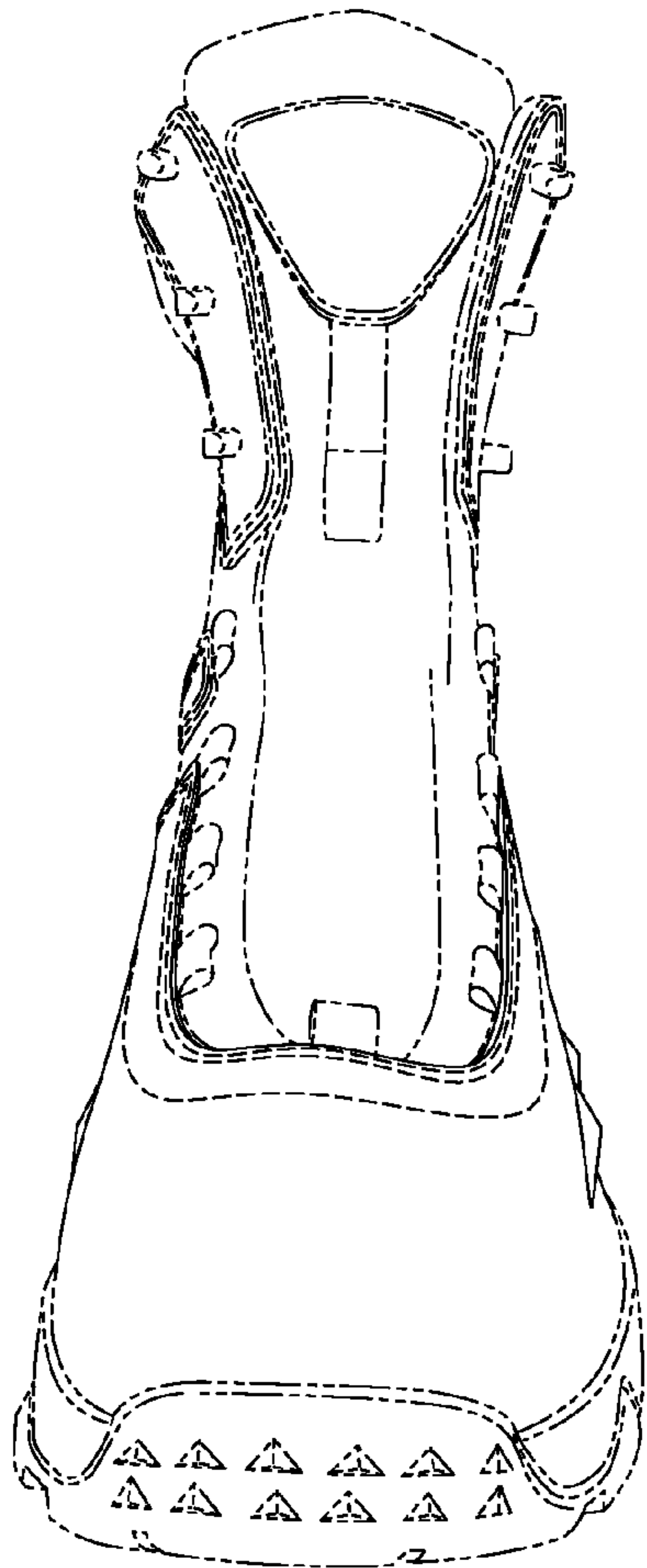


Fig. 5

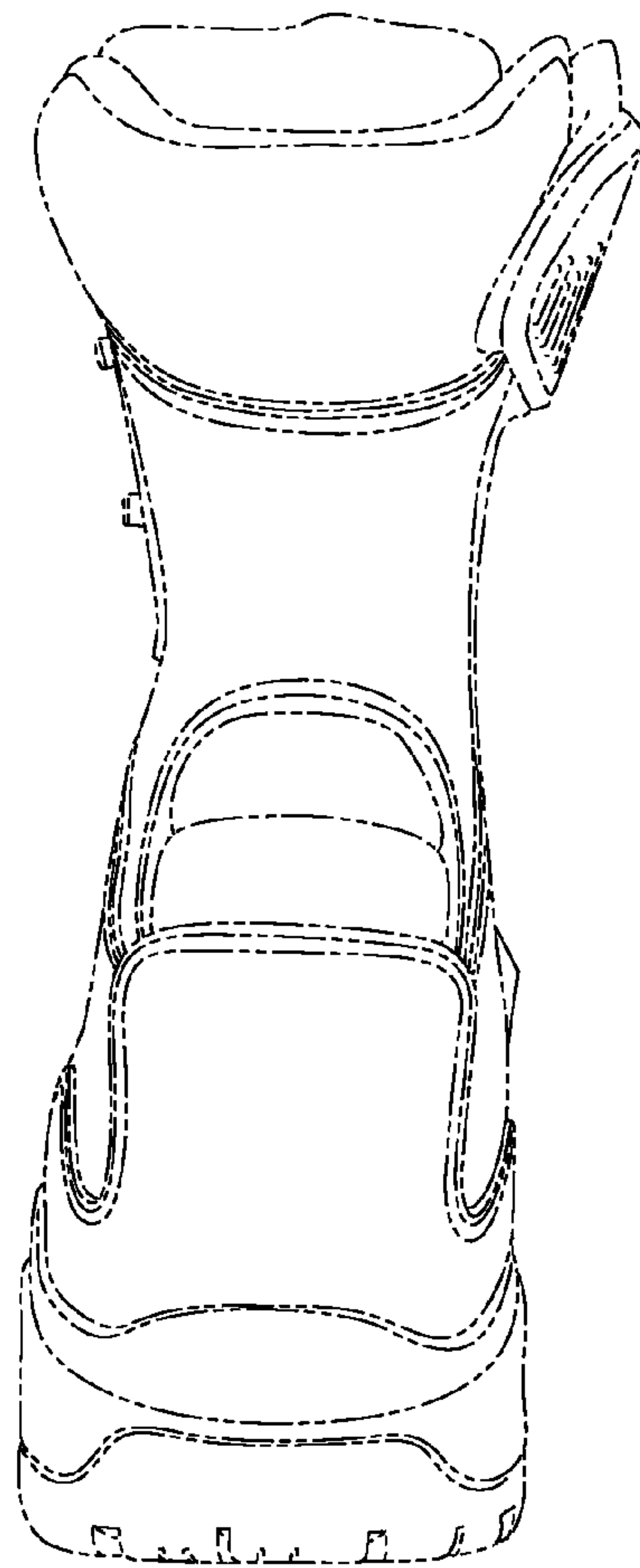


Fig. 6