



US00D699411S

(12) **United States Design Patent**  
**Duvigneau**

(10) **Patent No.:** **US D699,411 S**

(45) **Date of Patent:** **\*\* Feb. 11, 2014**

(54) **LAUNDRY BASKET**

(75) Inventor: **Nikolai Duvigneau, Zichron Yaacov (IL)**

(73) Assignee: **Curver Luxembourg SARL,**  
**Neidercorn (LU)**

(\*\*) Term: **14 Years**

(21) Appl. No.: **29/416,187**

(22) Filed: **Mar. 20, 2012**

(30) **Foreign Application Priority Data**

Sep. 20, 2011 (IL) ..... 51561

(51) **LOC (10) CL.** ..... **07-07**

(52) **U.S. Cl.**  
USPC ..... **D32/37**

(58) **Field of Classification Search**  
USPC ..... D32/35, 36, 37, 53, 54; D34/1, 7;  
D3/201, 304, 309, 314; D7/509, 602,  
D7/708; D9/430; 220/23.87, 485, 770,  
220/711, 774, 752, 755, 760, 768, 769,  
220/DIG. 12, DIG. 14; 206/505, 506, 510,  
206/821, 223

See application file for complete search history.

(56) **References Cited**

**U.S. PATENT DOCUMENTS**

D55,289 S \* 5/1920 Loewenberg ..... D32/37  
D76,017 S \* 8/1928 Halbert ..... D32/37  
D105,220 S \* 7/1937 Leverone ..... D32/37  
D142,275 S \* 8/1945 Kohen ..... D32/37  
D183,283 S \* 7/1958 Junker et al. .... D32/37  
D183,315 S \* 8/1958 Junker et al. .... D32/37

D187,300 S \* 2/1960 Tupper ..... D32/37  
4,739,880 A \* 4/1988 Sawyer et al. .... 206/223  
D312,519 S \* 11/1990 Hobson ..... D32/37  
D446,615 S \* 8/2001 Verbeek ..... D32/37  
D447,296 S \* 8/2001 Verbeek ..... D32/37  
D456,968 S \* 5/2002 Verbeek ..... D32/37  
D473,688 S \* 4/2003 Melkert ..... D32/37  
D511,602 S \* 11/2005 Mazzaferro ..... D34/7  
D643,583 S \* 8/2011 Duvigneau ..... D32/37

\* cited by examiner

*Primary Examiner* — Caron D Veynar

*Assistant Examiner* — Martie K Holtje

(74) *Attorney, Agent, or Firm* — Vorys, Sater, Seymour and  
Pease LLP; Susanne M. Hopkins; William L. Klima

(57) **CLAIM**

The ornamental design for a laundry basket, as shown and described.

**DESCRIPTION**

FIG. 1 is a top, right front perspective view of a laundry basket showing my new design with the lid in a closed position; FIG. 2 is a top, right front perspective view thereof with the lid in a partially opened position; FIG. 3 is a front elevational view of FIG. 1; FIG. 4 is a side elevational view of FIG. 1, the opposite side being a mirror image thereof; and, FIG. 5 is a top planar view of FIG. 1. The portions of the bottom of the laundry basket not shown in the drawings form no part of the claimed design. The interior portions of the laundry basket not shown in FIG. 2 form no part of the claimed design.

**1 Claim, 5 Drawing Sheets**








Fig. 1





Fig. 2






Fig. 3






Fig. 4






Fig. 5