



US00D699398S

(12) **United States Design Patent**
Komlos

(10) **Patent No.:** **US D699,398 S**
(45) **Date of Patent:** **** Feb. 11, 2014**

(54) **GLOVE**

(71) Applicant: **Under Armour, Inc.**, Baltimore, MD
(US)

(72) Inventor: **Jedd Alexander Komlos**, Baltimore,
MD (US)

(73) Assignee: **Under Armour, Inc.**, Baltimore, MD
(US)

(**) Term: **14 Years**

(21) Appl. No.: **29/438,048**

(22) Filed: **Nov. 26, 2012**

(51) **LOC (10) Cl.** **02-06**

(52) **U.S. Cl.**
USPC **D29/117.1; D2/621**

(58) **Field of Classification Search**
USPC D2/610, 611, 612, 613, 614, 615, 616,
D2/617, 618, 619, 620, 621, 622, 623;
D3/226; D20/33; D21/870; D28/63;
D29/113, 114, 116.2, 117.1, 117.2,
D29/123; 2/16, 20, 21, 158, 159, 160,
2/161.1, 161.2, 161.3, 161.4, 161.5,
2/161.6, 161.7, 161.8, 162, 163, 164,
2/165, 166, 167, 168, 169, 170, 917;
15/227

See application file for complete search history.

(56) **References Cited**

U.S. PATENT DOCUMENTS

61,841 A * 2/1867 Lewis 68/220
745,150 A * 11/1903 Busby 2/169
2,325,903 A * 8/1943 Blair et al. 264/45.5
3,283,338 A * 11/1966 Landau 2/161.6

(Continued)

FOREIGN PATENT DOCUMENTS

EM 001363709-0004 * 4/2013
EM 001367510-0009 * 4/2013
GB 4019266 * 4/2011

OTHER PUBLICATIONS

Men's UA Highlight Football Gloves, [on-line]; retrieved from the Internet on Aug. 10, 2013. URL: ><http://www.underarmour.com/shop/us/en/mens-ua-highlight-football-gloves/pid1240110-400><. (4 pages).*

Primary Examiner — Karen E Eldridge Powers

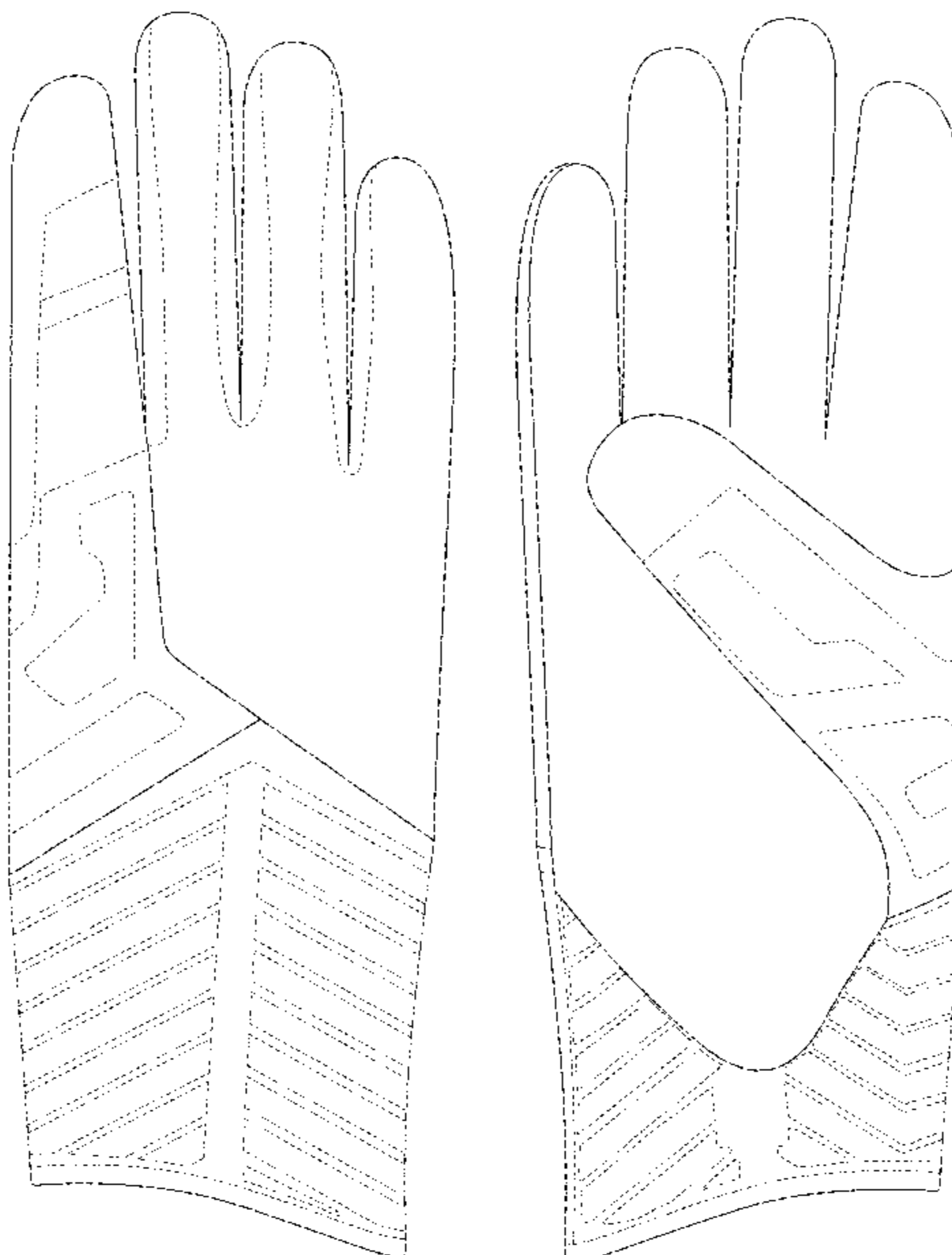
(57) **CLAIM**

The ornamental design for a glove, as shown and described.

DESCRIPTION

FIG. 1 is a right/front perspective view of a glove according to the present invention;
FIG. 2 is a front elevation view of the glove of FIG. 1;
FIG. 3 is a rear elevation view of the glove of FIG. 1;
FIG. 4 is a left side view in elevation of the glove of FIG. 1;
FIG. 5 is a right side view in elevation of the glove of FIG. 1;
FIG. 6 is a top plan view of the glove of FIG. 1;
FIG. 7 is a bottom plan view of the glove of FIG. 1;
FIG. 8 is a rear perspective view of the glove of FIG. 1, showing how the glove would appear when being worn; and,
FIG. 9 is a right/front perspective view of the glove of FIG. 1, showing how the glove would appear when being worn.
The broken lines in the figures merely illustrate the environment for the glove of the present design and therefore form no part of the claimed design. Additionally, the broken-line oval in FIG. 7, which defines the bounds of the claimed design, forms no part thereof.

1 Claim, 8 Drawing Sheets



US D699,398 S

Page 2

(56)

References Cited

U.S. PATENT DOCUMENTS

D288,981 S * 3/1987 Hale D29/123
D619,305 S * 7/2010 Fitzgerald et al. D29/113

D629,570 S * 12/2010 Kanemitsu et al. D29/115
D637,764 S * 5/2011 Widdemer D29/116.2
D648,490 S * 11/2011 Choi et al. D29/117.2

* cited by examiner

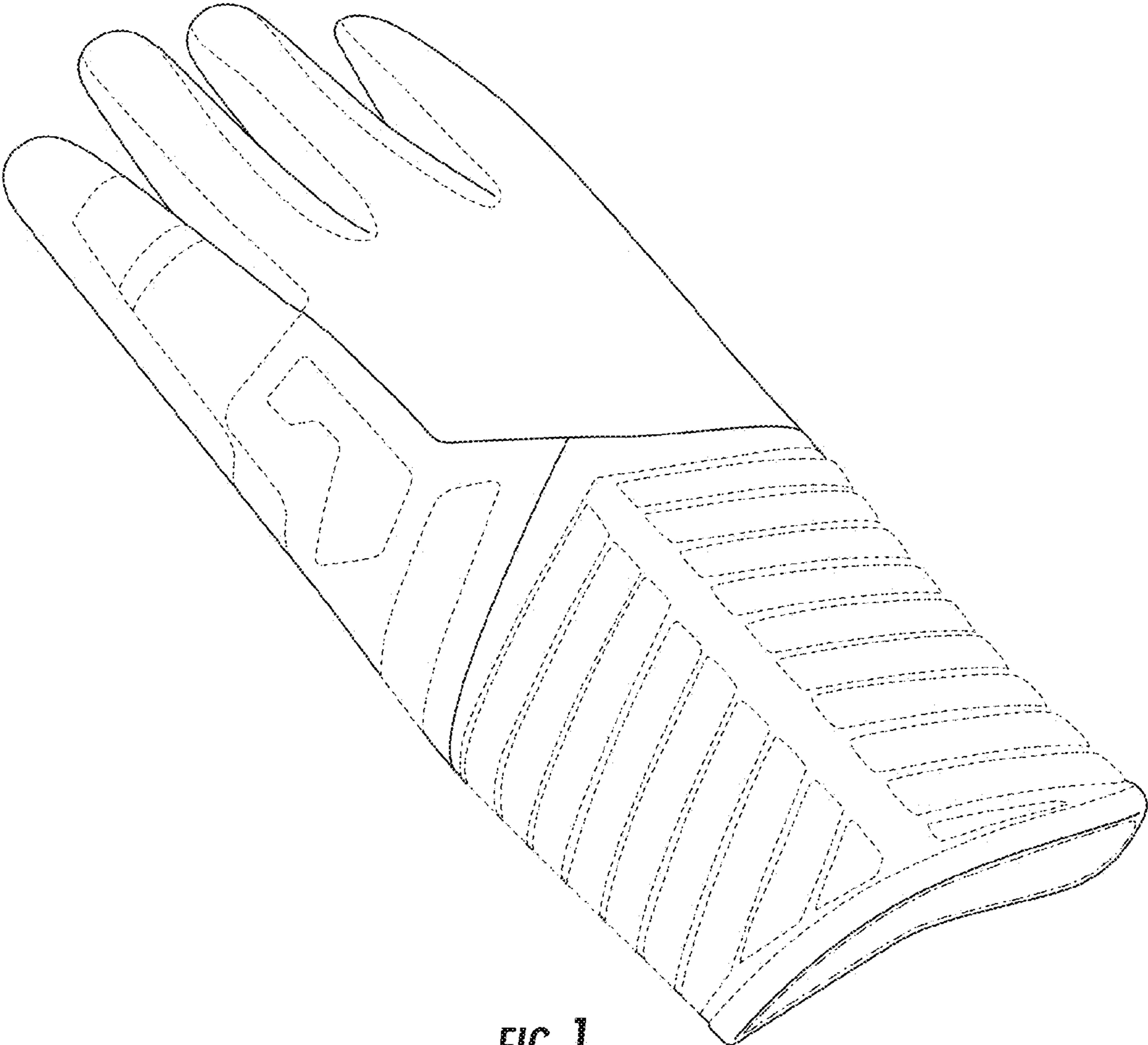


FIG. 1

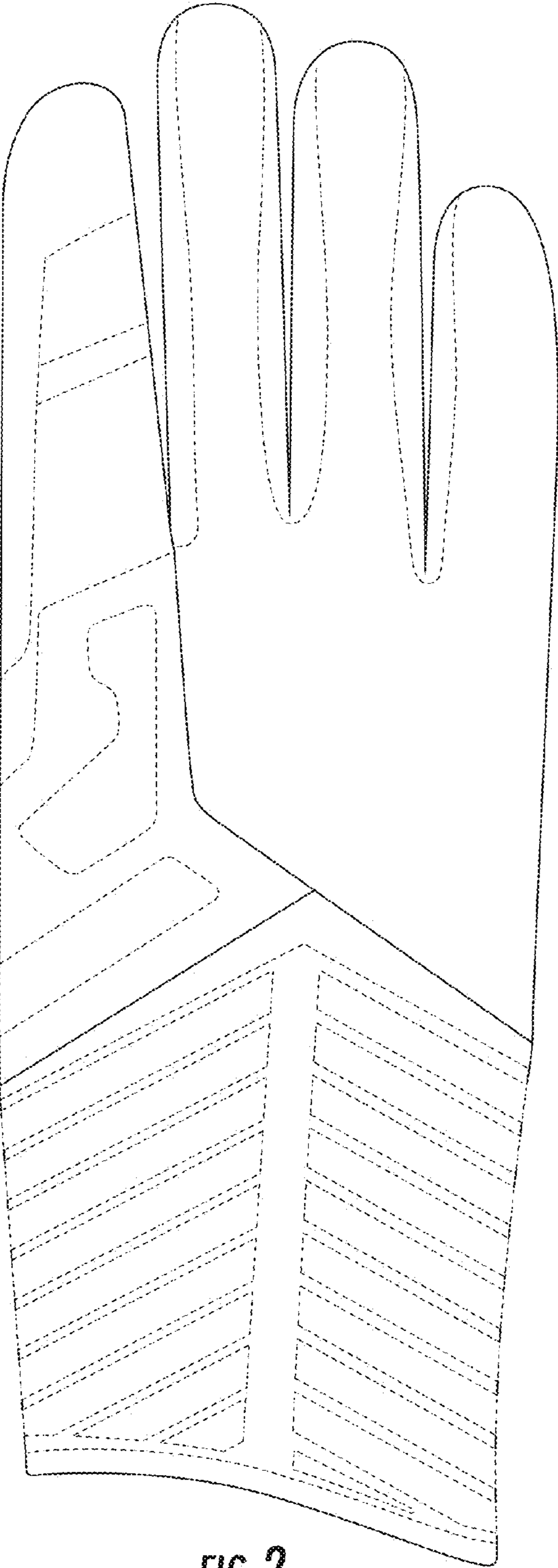


FIG. 2




FIG. 3

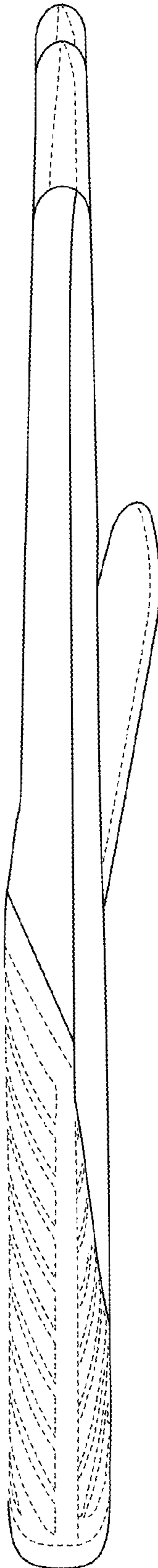


FIG. 4

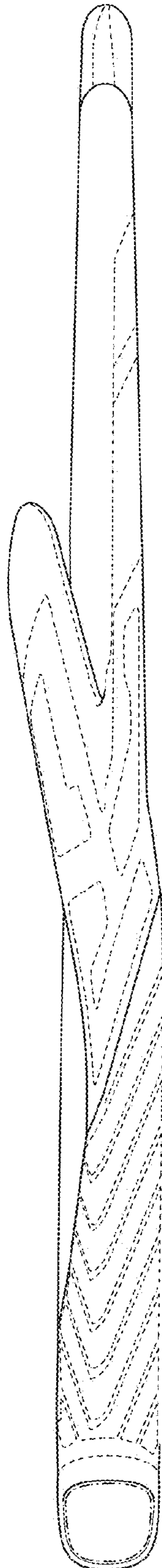


FIG. 5

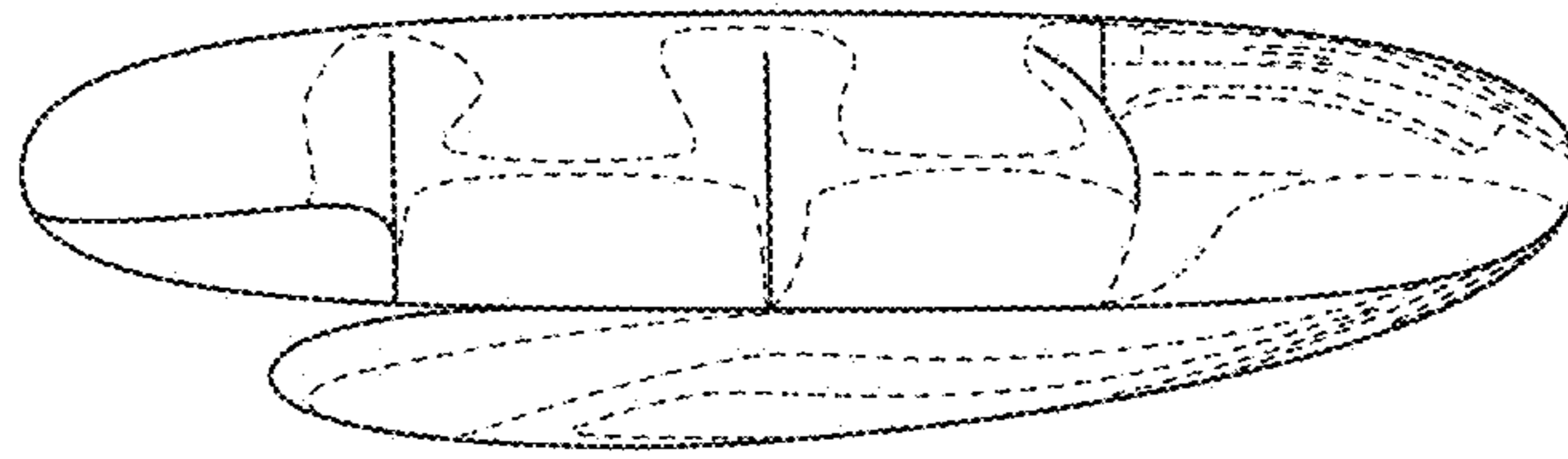


FIG. 6




FIG. 7

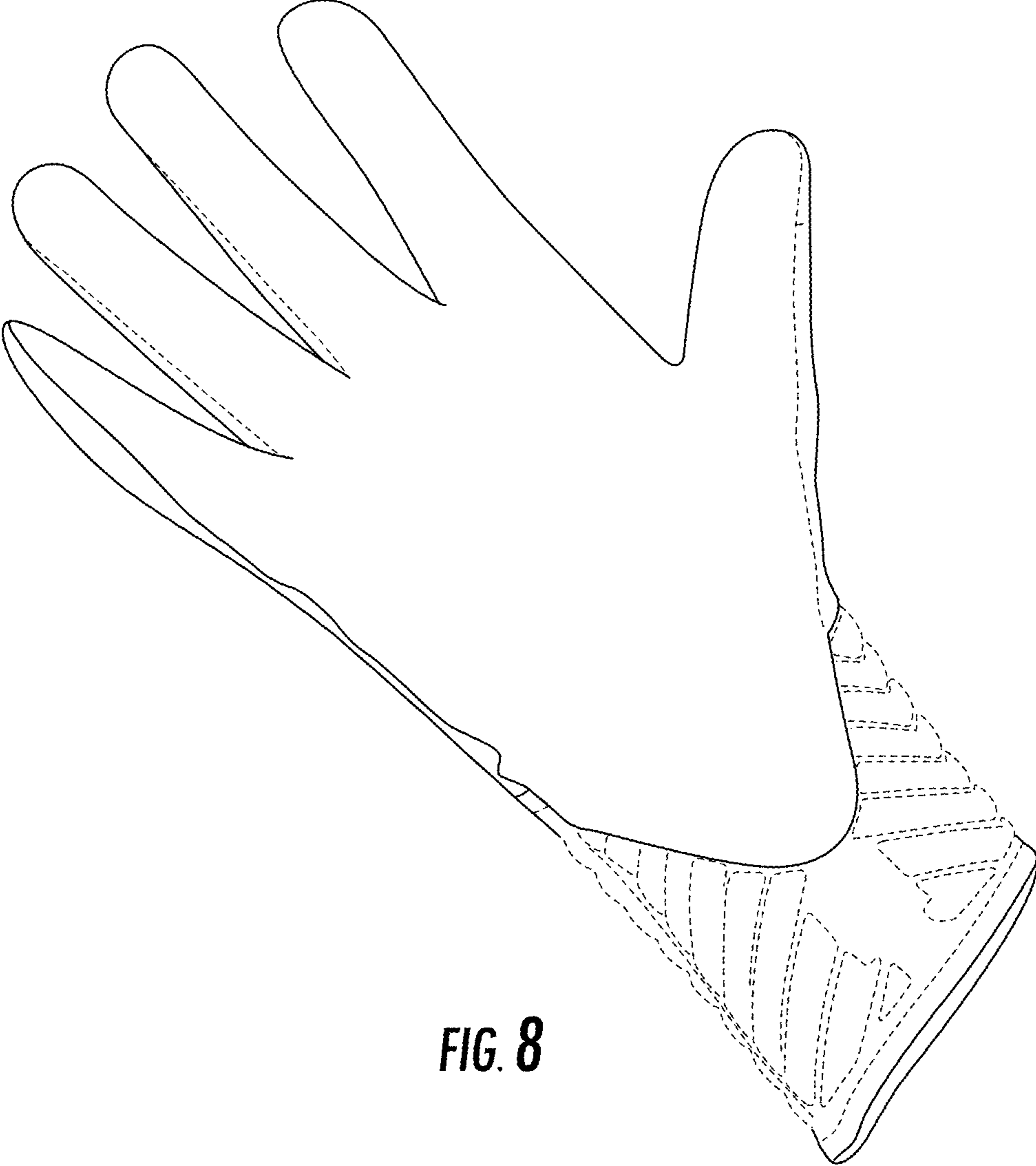


FIG. 8



FIG. 9