

US00D699393S

(12) **United States Design Patent**
Hsu

(10) **Patent No.:** **US D699,393 S**

(45) **Date of Patent:** **** Feb. 11, 2014**

(54) **HAIR HOLDING DEVICE**

(71) Applicant: **Shih-Ling Hsu**, Tainan (TW)

(72) Inventor: **Shih-Ling Hsu**, Tainan (TW)

(**) Term: **14 Years**

(21) Appl. No.: **29/455,109**

(22) Filed: **May 16, 2013**

(51) **LOC (10) Cl.** **28-03**

(52) **U.S. Cl.**
USPC **D28/41**

(58) **Field of Classification Search**
USPC D28/21-34, 39-43; 132/101, 126,
132/128-131, 144, 148, 219, 275-284;
D8/396, 394, 383; D11/1-5, 12, 18,
D11/26, 27, 184; 63/3, 15, 15.4, 41
See application file for complete search history.

(56) **References Cited**

U.S. PATENT DOCUMENTS

2,924,228 A * 2/1960 McGee 132/273
D268,013 S * 2/1983 Stimmler D11/27

5,495,861 A * 3/1996 Liberman 132/273
D381,120 S * 7/1997 Barker D28/41
5,878,755 A * 3/1999 Crabtree et al. 132/273
D430,350 S * 8/2000 Stachowski D28/39
6,758,221 B1 * 7/2004 Stachowski 132/273
D635,299 S * 3/2011 Hsu D28/41

* cited by examiner

Primary Examiner — Zenia Bennett

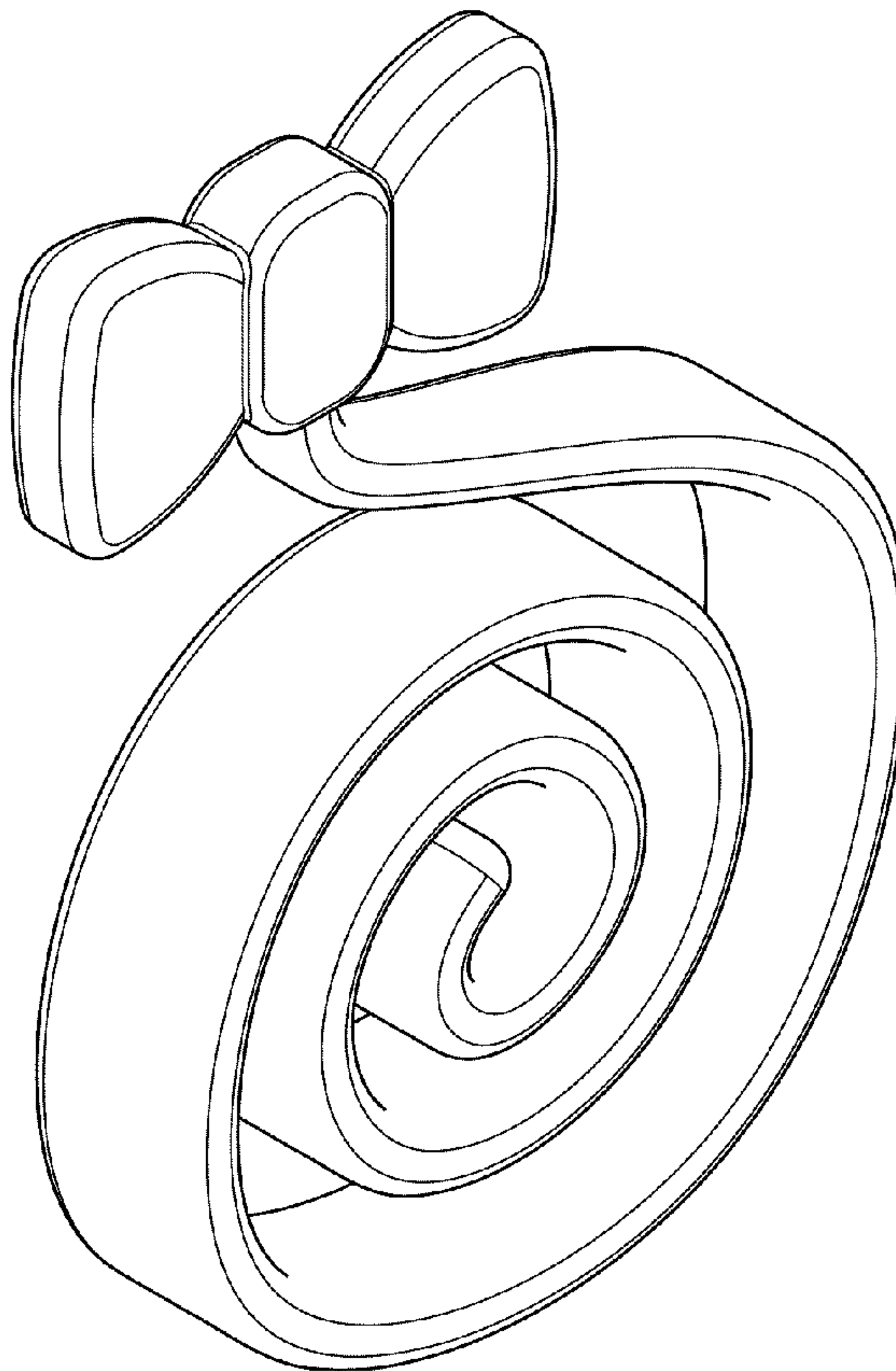
(57) **CLAIM**

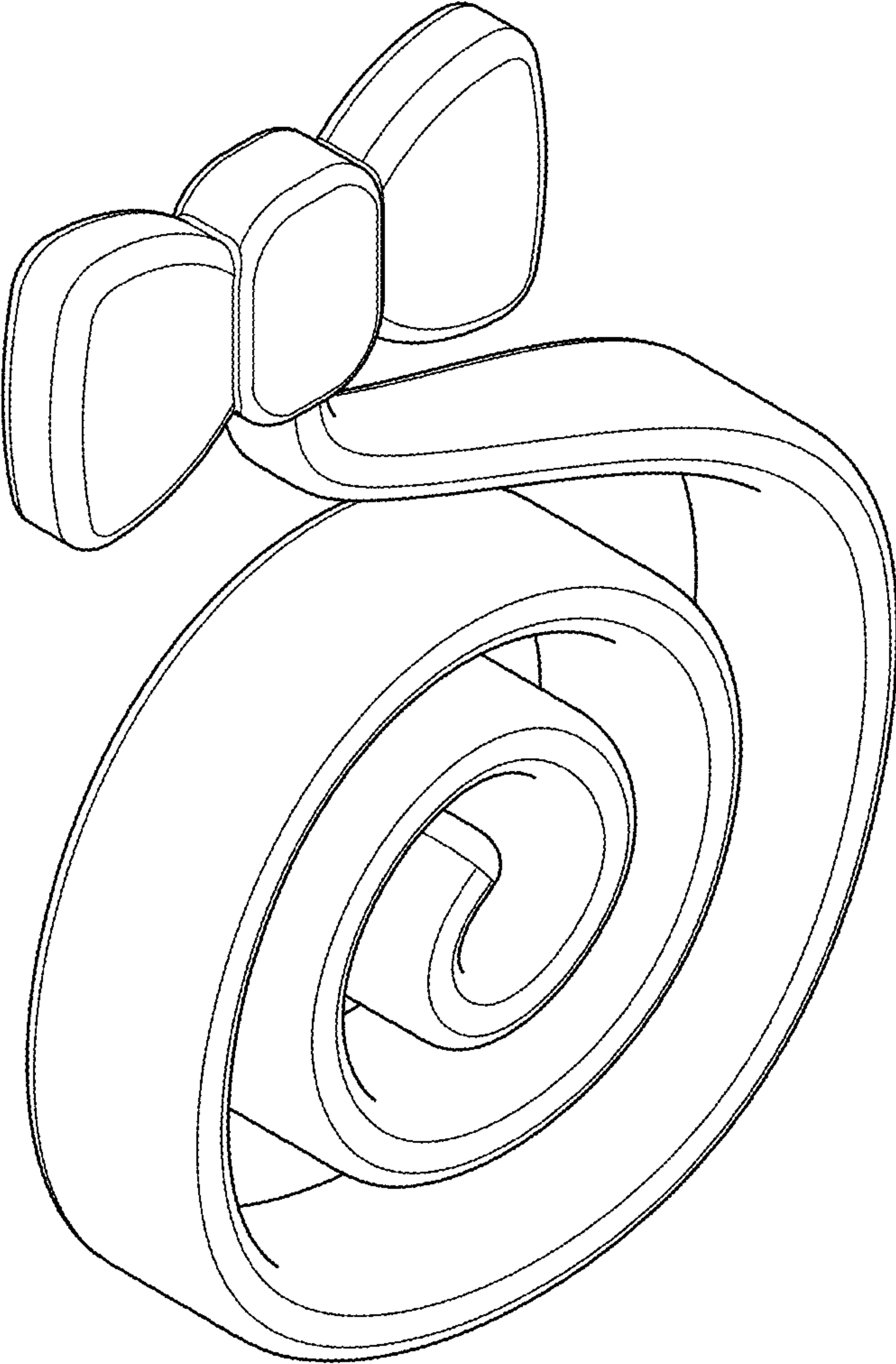
The ornamental design for a hair holding device, as shown and described.

DESCRIPTION

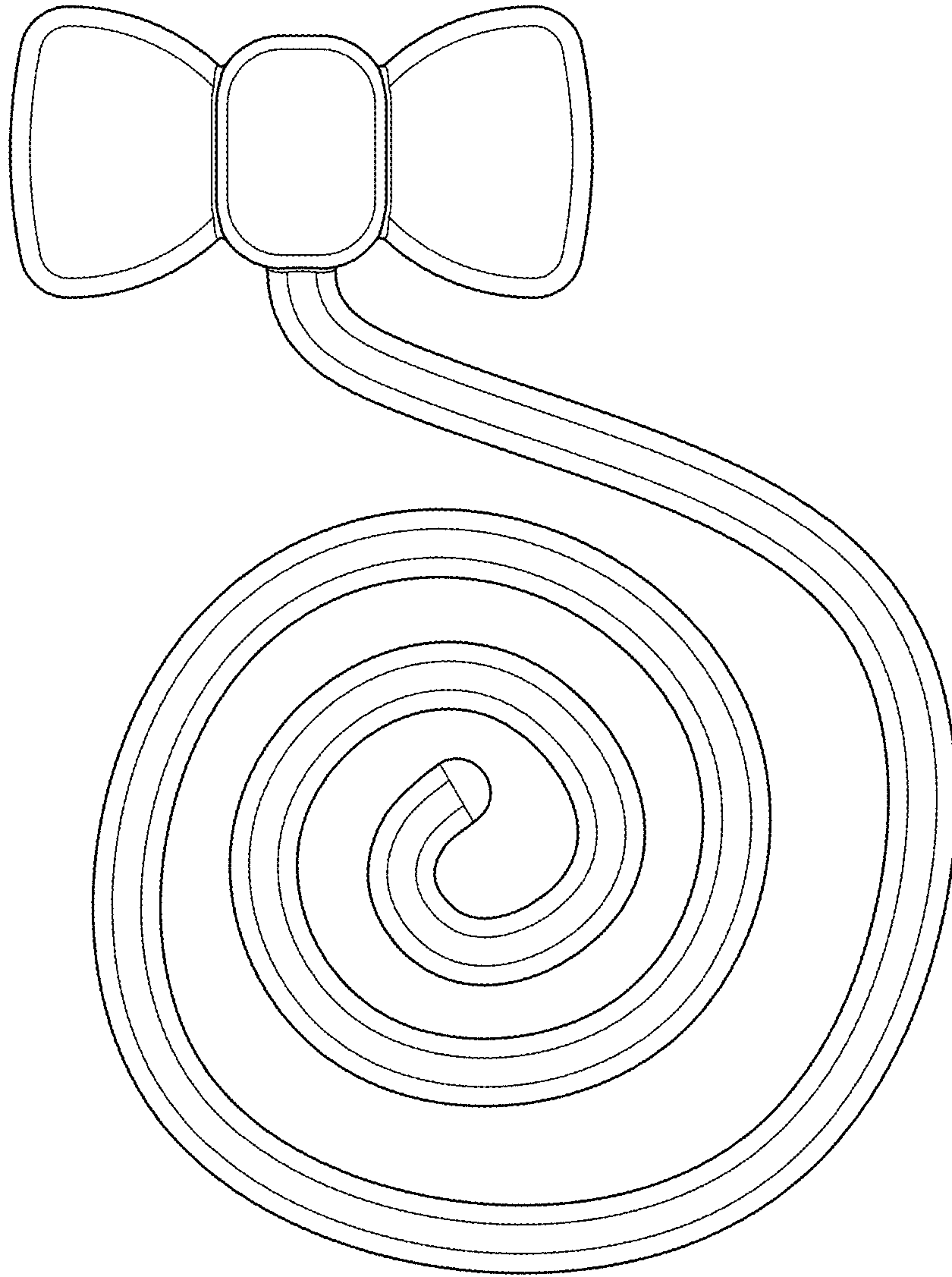
FIG. 1 is a perspective view of the hair holding device showing my new design;
FIG. 2 is a front elevation view thereof;
FIG. 3 is a rear elevation view thereof;
FIG. 4 is a left side elevation view thereof;
FIG. 5 is a right side elevation view thereof;
FIG. 6 is a top plan view thereof; and,
FIG. 7 is a bottom plan view thereof.

1 Claim, 7 Drawing Sheets







F I G . 1



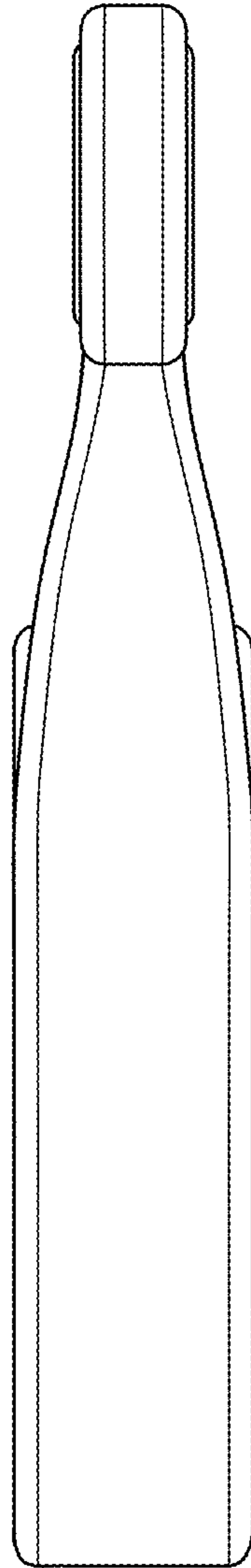
F I G . 2



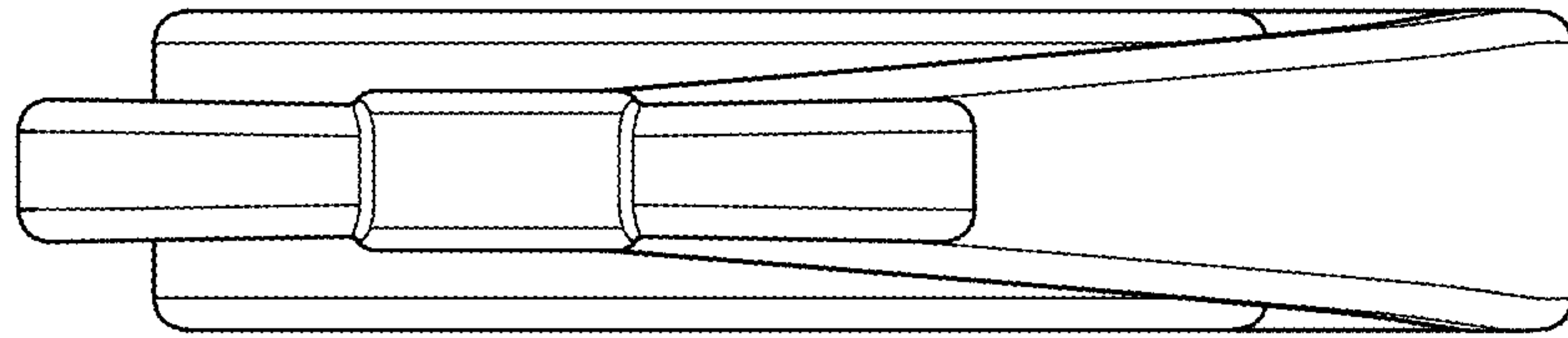
F I G . 3



F I G . 4



F I G . 5



F I G . 6




FIG. 7