

US00D699375S

(12) **United States Design Patent**
Ueda et al.

(10) **Patent No.:** **US D699,375 S**
(45) **Date of Patent:** **** Feb. 11, 2014**

(54) **LIGHT**

(75) Inventors: **Takashi Ueda**, Osaka (JP); **Toshiyuki Nagano**, Osaka (JP)

(73) Assignee: **Cateye Co., Ltd.**, Higashisumiyoshi, Osaka-shi, Osaka (JP)

(**) Term: **14 Years**

(21) Appl. No.: **29/374,500**

(22) Filed: **Aug. 23, 2011**

(30) **Foreign Application Priority Data**

Mar. 11, 2011 (JP) 2011-005598

(51) **LOC (10) Cl.** **26-02**

(52) **U.S. Cl.**
USPC **D26/37; D26/28**

(58) **Field of Classification Search**
USPC D26/28, 37, 38, 39, 46; 362/183, 184,
362/194-200, 208, 485-487, 157, 158,
362/459-468, 475-478
See application file for complete search history.

(56) **References Cited**

U.S. PATENT DOCUMENTS

- D446,466 S * 8/2001 Chiu D10/114.1
- D493,551 S * 7/2004 Begin D26/28
- D497,443 S * 10/2004 Okuda et al. D26/28
- D510,636 S * 10/2005 Yamamoto D26/28
- D521,665 S * 5/2006 Ness D26/28
- D523,573 S * 6/2006 Lee D26/28
- D523,574 S * 6/2006 Lee D26/28
- D524,464 S * 7/2006 Branstetter et al. D26/28
- D528,230 S * 9/2006 Nagano D26/28
- D528,676 S * 9/2006 Leslie et al. D26/28
- D535,410 S * 1/2007 Lee D26/28
- D535,765 S * 1/2007 Lee D26/28
- D544,113 S 6/2007 Ueda et al.

- D544,388 S * 6/2007 Chisholm D10/114.2
- D547,473 S * 7/2007 Yeoman et al. D26/28
- D553,270 S * 10/2007 Xu D26/28
- D555,817 S * 11/2007 Thomson D26/28
- D557,833 S * 12/2007 Bucher D26/28
- D557,834 S * 12/2007 Anderson et al. D26/28
- D570,009 S * 5/2008 Kani et al. D26/28
- D570,023 S * 5/2008 Lee D26/60
- D590,957 S 4/2009 Frei
- D592,340 S * 5/2009 Liao et al. D26/60
- 7,712,915 B2 * 5/2010 Liu 362/183
- D626,057 S * 10/2010 Calvin et al. D12/345
- D633,635 S * 3/2011 Poon D26/60
- D666,343 S * 8/2012 Lee D26/39
- D679,038 S * 3/2013 Hamasaki D26/28
- D679,040 S * 3/2013 Cen et al. D26/28

FOREIGN PATENT DOCUMENTS

- TW D127431 2/2009
- TW D137833 11/2010
- TW D138812 1/2011
- TW 100304721 3/2013

* cited by examiner

Primary Examiner — Ian Simmons
Assistant Examiner — Carissa C Fitts
(74) *Attorney, Agent, or Firm* — Olson & Cepuritis, Ltd.

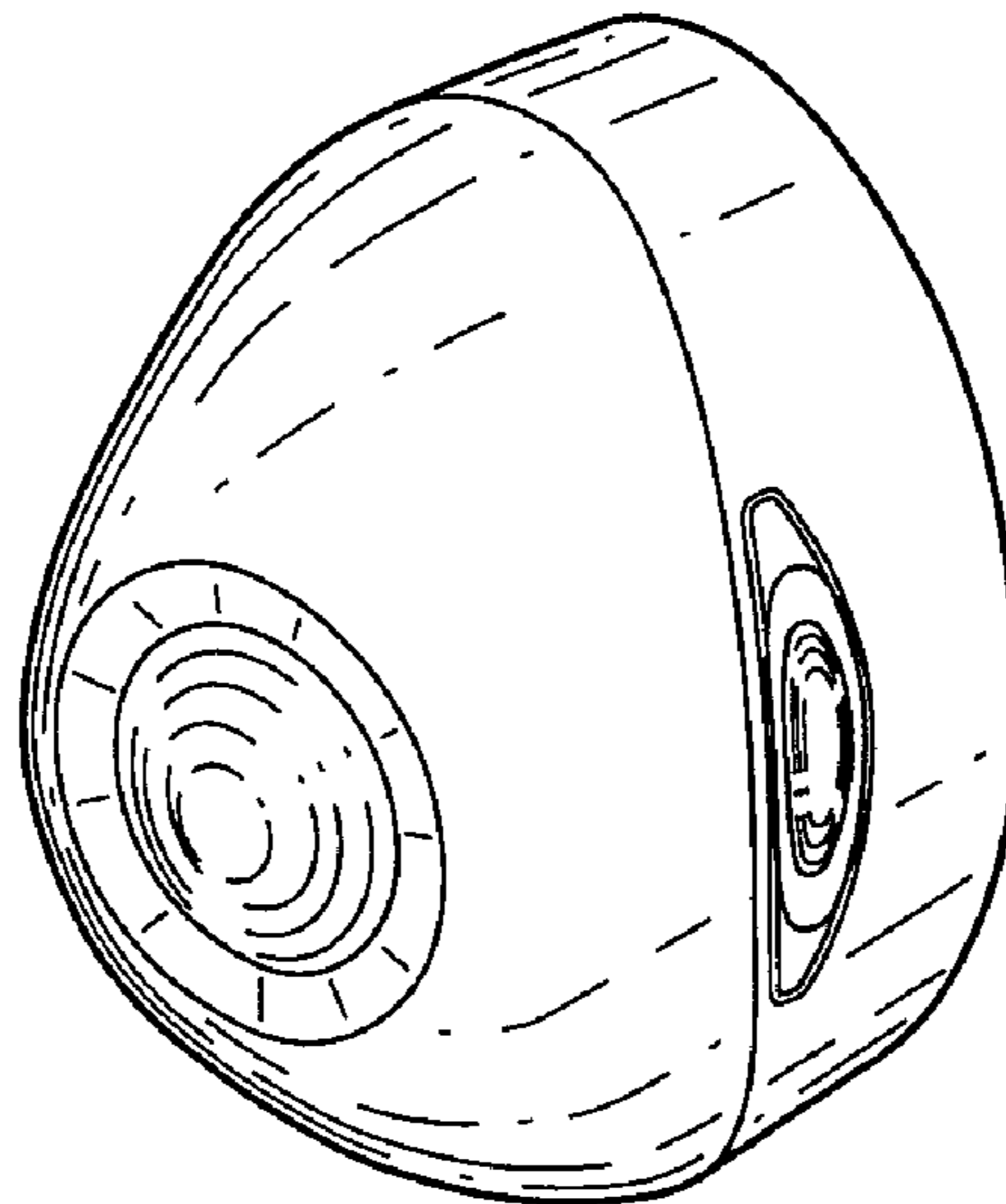
(57) **CLAIM**

The ornamental design for a light, as shown.

DESCRIPTION

FIG. 1 is a perspective view of a light showing our new design;
FIG. 2 is a front view thereof;
FIG. 3 is a rear view thereof;
FIG. 4 is a top plan view thereof;
FIG. 5 is a bottom plan view thereof;
FIG. 6 is a right side view thereof; and,
FIG. 7 is a left side view thereof.

1 Claim, 4 Drawing Sheets



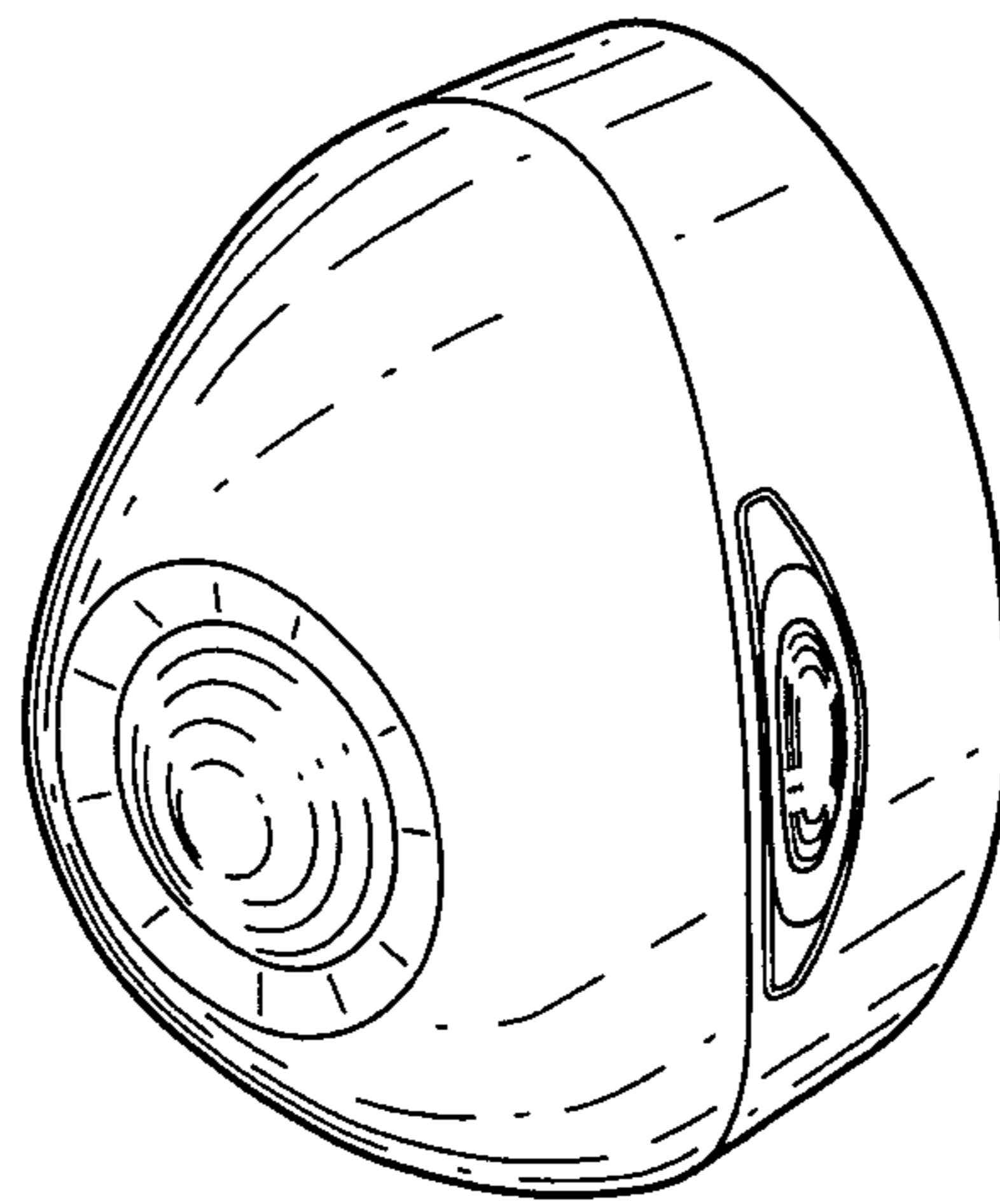


Fig. 1

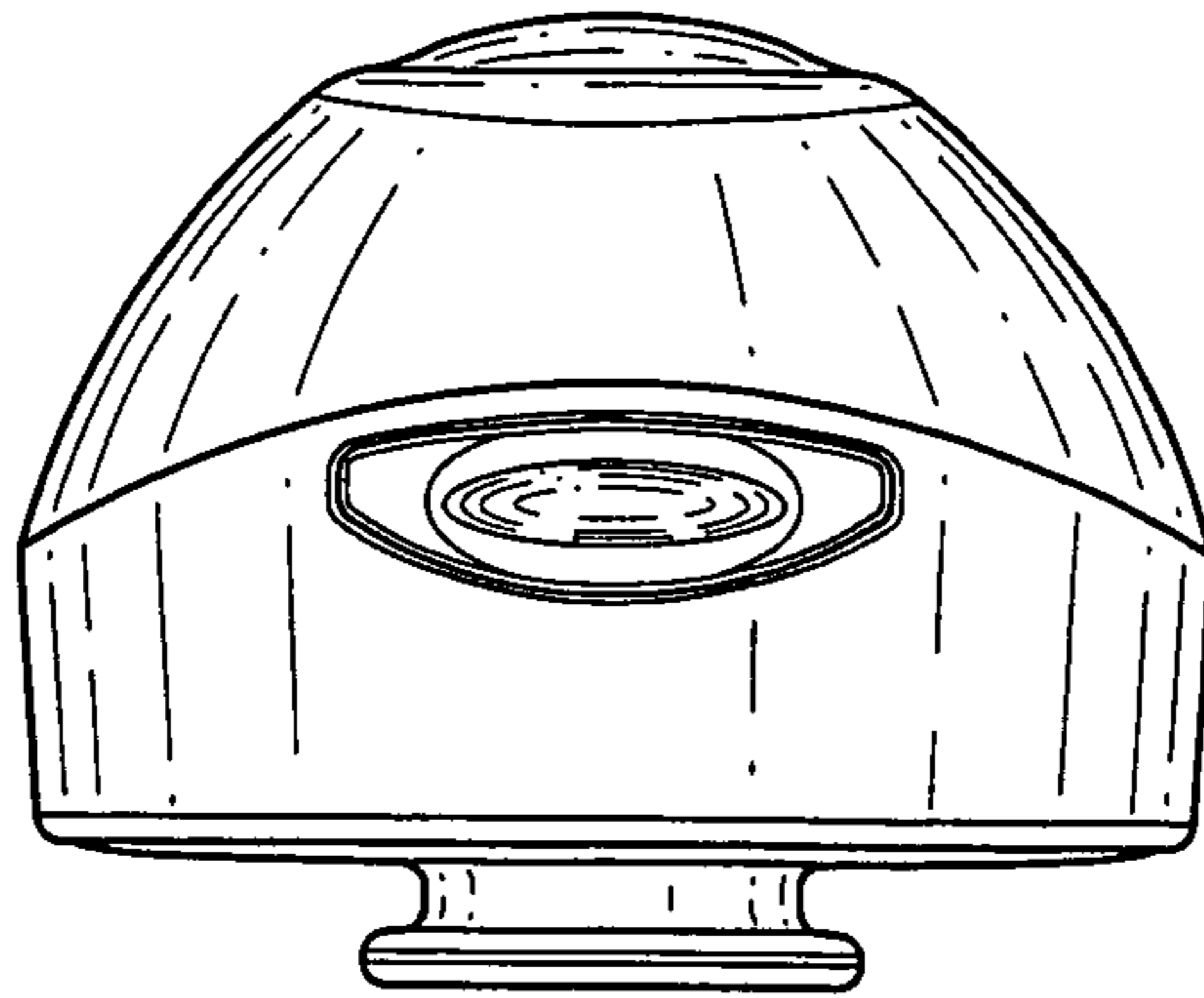


Fig. 2

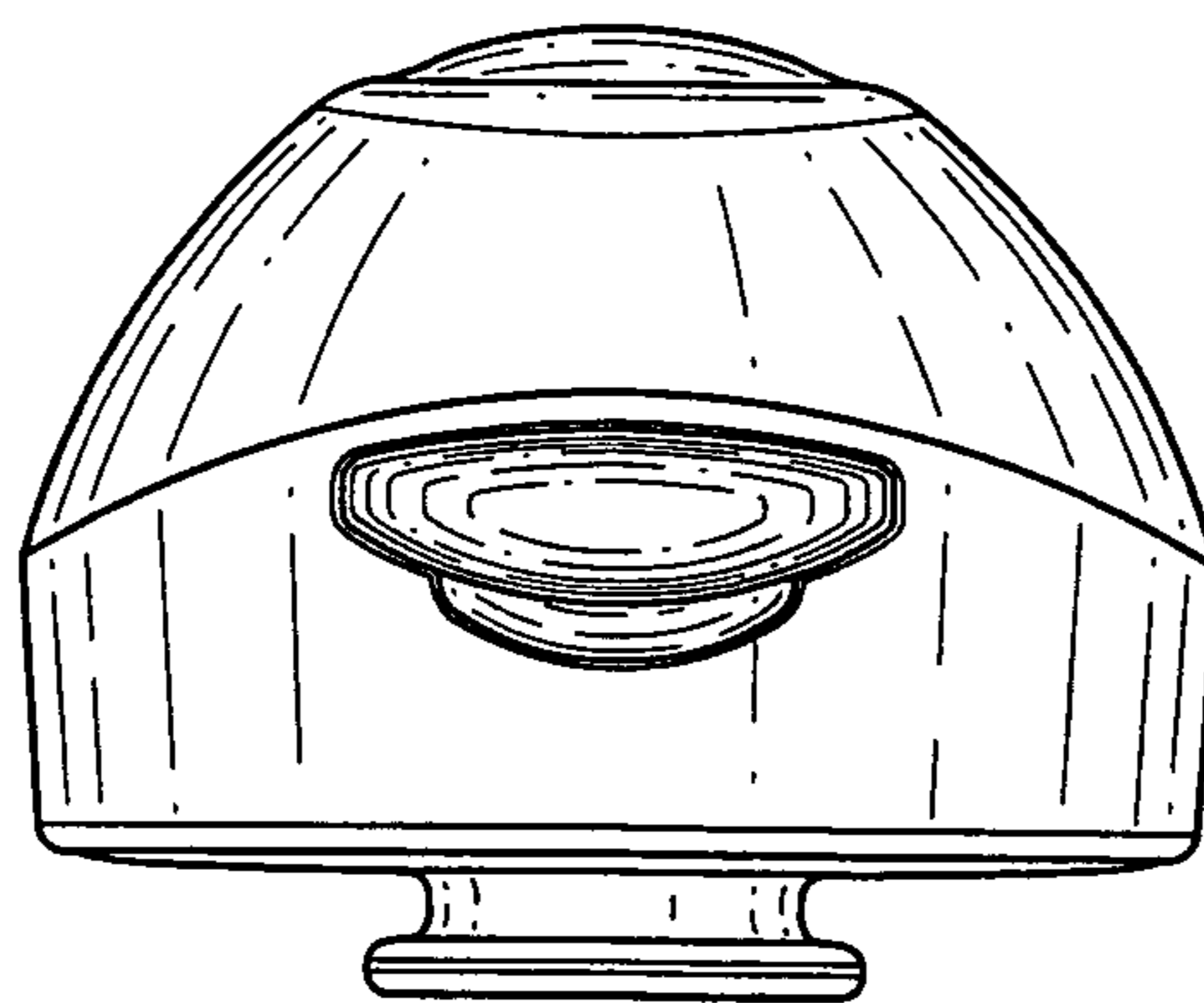


Fig. 3

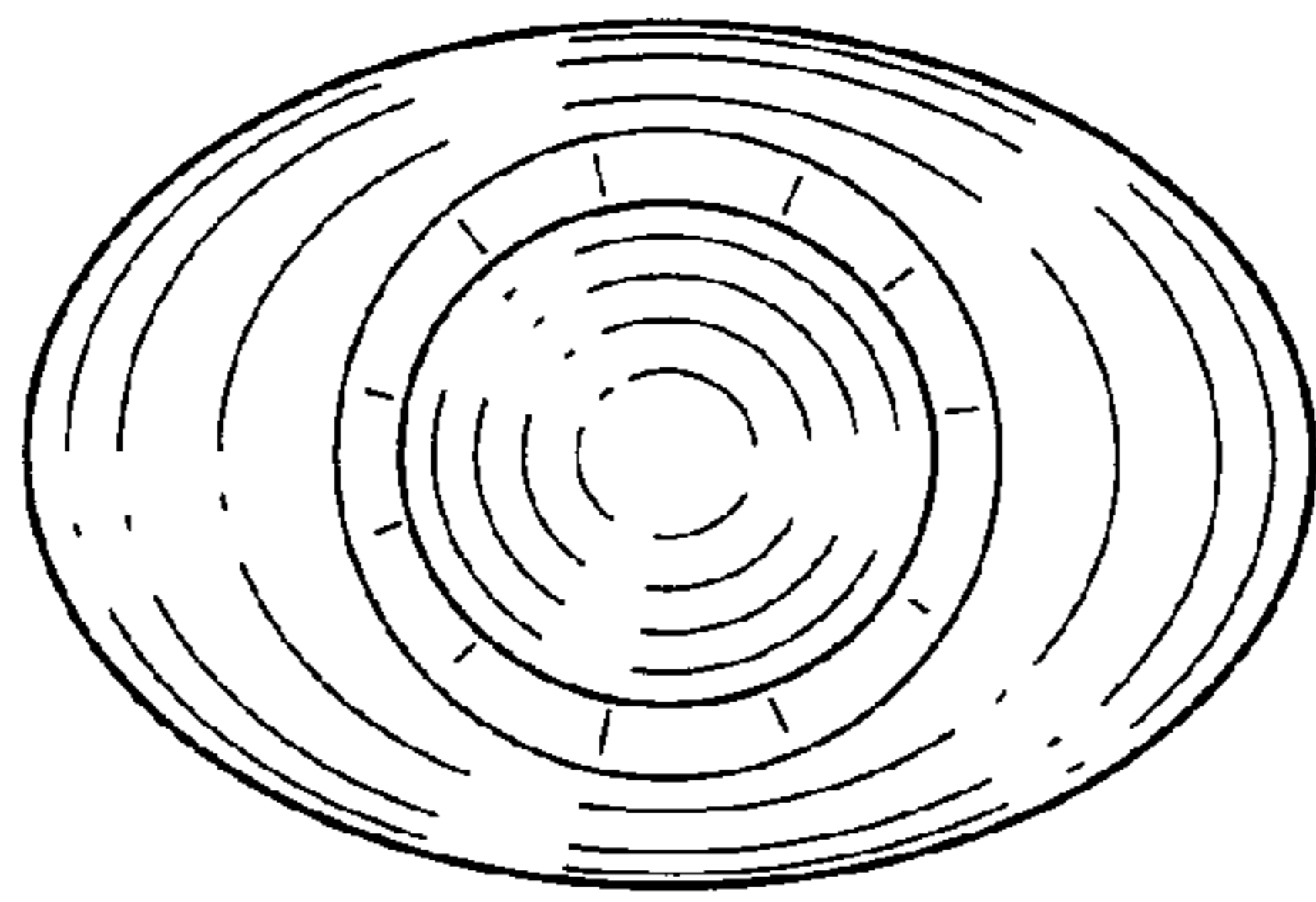


Fig. 4

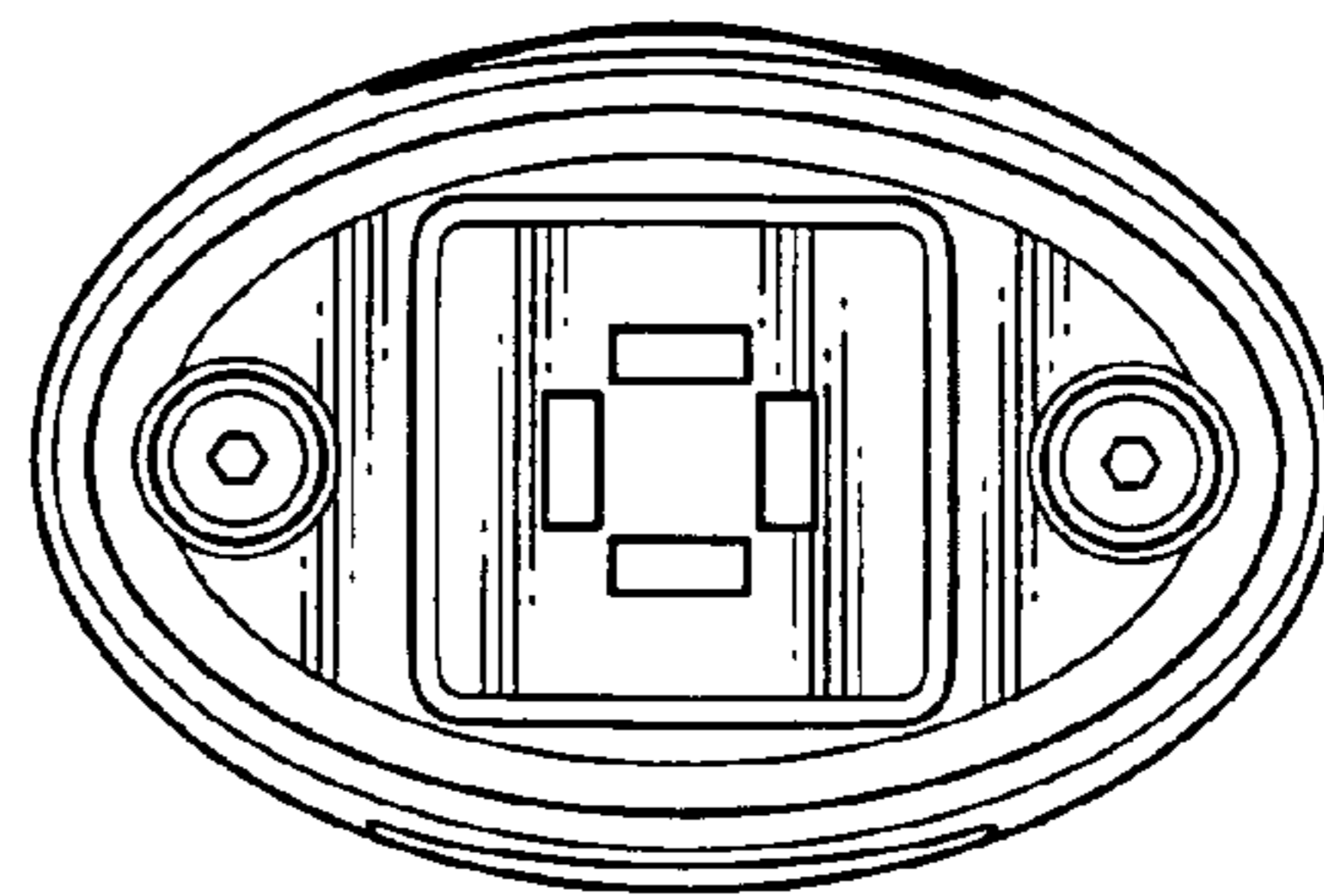


Fig. 5

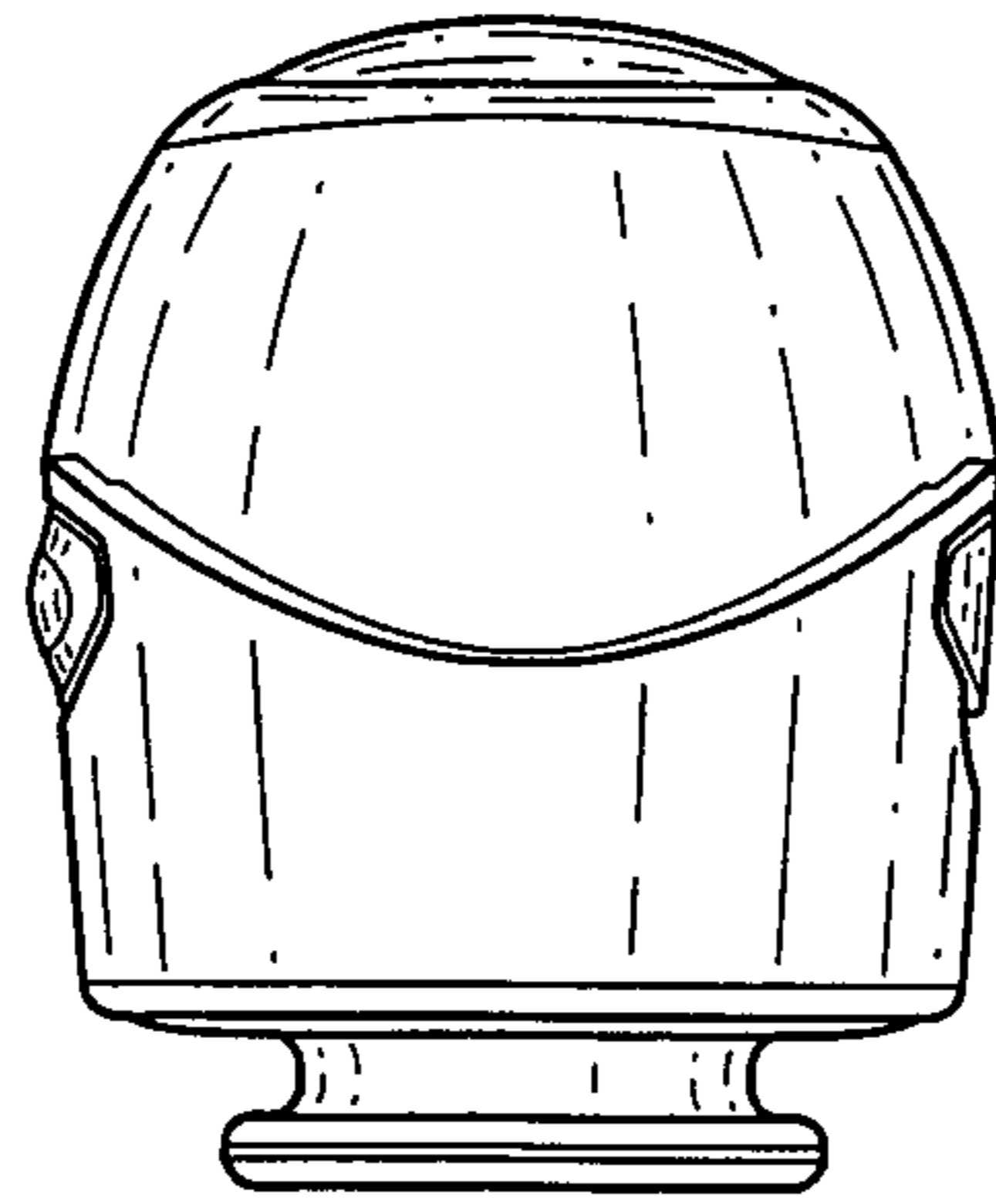


Fig. 6

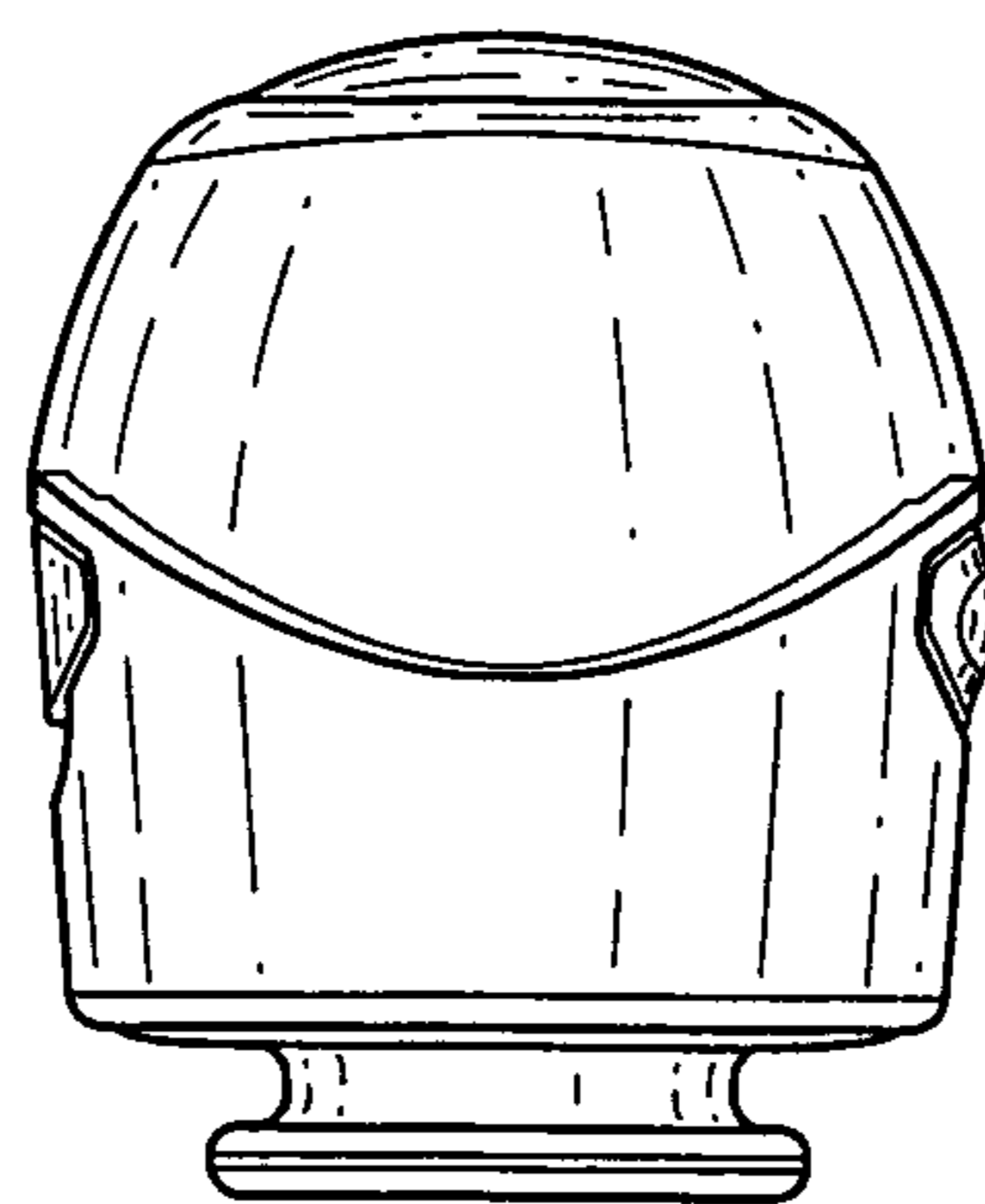


Fig. 7