

US00D699315S

(12) **United States Design Patent**  
**Seeds et al.**

(10) **Patent No.:** **US D699,315 S**

(45) **Date of Patent:** **\*\* Feb. 11, 2014**

(54) **KNIFE**

OTHER PUBLICATIONS

(71) Applicant: **Fiskars Brands, Inc.**, Madison, WI (US)

U.S. Appl. No. 10/366,647, filed Feb. 13, 2003, Freeman, Jeff.

(72) Inventors: **Darrin Seeds**, Vancouver, WA (US);  
**Peter Schuft**, Portland, OR (US)

(Continued)

(73) Assignee: **Fiskars Brands, Inc.**, Madison, WI (US)

*Primary Examiner* — Catheri Oliver-Garcia

(74) *Attorney, Agent, or Firm* — Foley & Lardner LLP

(\*\*) Term: **14 Years**

(21) Appl. No.: **29/447,314**

(57) **CLAIM**

We claim the ornamental design for a knife, as shown and described.

(22) Filed: **Mar. 1, 2013**

(51) **LOC (10) Cl.** ..... **22-02**

(52) **U.S. Cl.**  
USPC ..... **D22/118**

**DESCRIPTION**

(58) **Field of Classification Search**  
USPC ..... D22/118; D8/95-99; 30/151, 160-161,  
30/314, 340; D7/649  
See application file for complete search history.

FIG. 1 is a top front perspective view of the claimed design according to one embodiment;  
FIG. 2 is a front view of the claimed design of FIG. 1;  
FIG. 3 is a rear view of the claimed design of FIG. 1;  
FIG. 4 is a right side view of the claimed design of FIG. 1;  
FIG. 5 is a left side view of the claimed design of FIG. 1;  
FIG. 6 is a top view of the claimed design of FIG. 1;  
FIG. 7 is a bottom view of the claimed design of FIG. 1;  
FIG. 8 is a top front perspective view of the claimed design according to another embodiment;  
FIG. 9 is a front view of the claimed design of FIG. 8;  
FIG. 10 is a rear view of the claimed design of FIG. 8;  
FIG. 11 is a right side view of the claimed design of FIG. 8;  
FIG. 12 is a left side view of the claimed design of FIG. 8;  
FIG. 13 is a top view of the claimed design of FIG. 8; and,  
FIG. 14 is a bottom view of the claimed design of FIG. 8.  
The broken lines in the drawings are for purposes of illustrating unclaimed portions of the design.

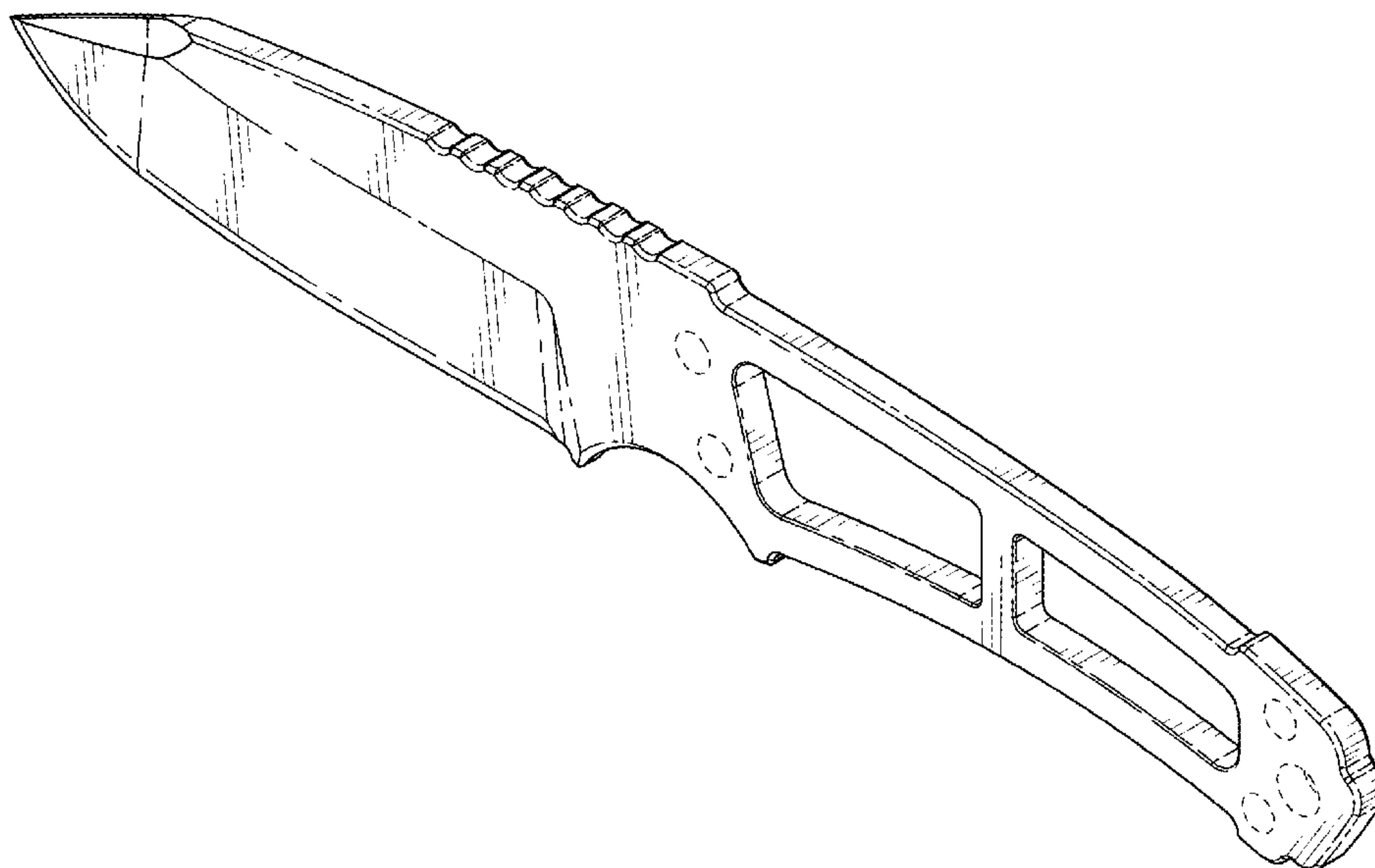
(56) **References Cited**

U.S. PATENT DOCUMENTS

D229,472	S	*	12/1973	Collins	.....	D7/649
4,825,552	A		5/1989	Bendickson et al.		
D366,408	S		1/1996	Sessions et al.		
5,511,310	A		4/1996	Sessions et al.		
5,596,808	A		1/1997	Lake et al.		
D383,370	S		9/1997	Chen et al.		
D410,189	S		5/1999	Wehrs et al.		
D413,503	S		9/1999	Dugdale		
D448,442	S	*	9/2001	Cheng	.....	D22/118
6,354,007	B1		3/2002	Scarla		
D464,551	S	*	10/2002	Glesser	.....	D8/98
6,688,003	B2		2/2004	Scarla		
D494,437	S		8/2004	Scarla		

(Continued)

**1 Claim, 6 Drawing Sheets**



(56)

References Cited

U.S. PATENT DOCUMENTS

6,915,577 B2 7/2005 Scala  
D519,798 S 5/2006 Dallas  
D548,814 S \* 8/2007 Fuller ..... D22/118  
D553,468 S 10/2007 Freeman  
7,302,760 B2 12/2007 Lake  
D581,241 S 11/2008 Freeman  
D582,243 S 12/2008 Freeman et al.  
D582,747 S 12/2008 Freeman et al.  
D610,646 S 2/2010 Harsey et al.  
D614,933 S 5/2010 Freeman et al.  
D632,755 S \* 2/2011 Weiguo ..... D22/118  
D636,051 S 4/2011 Freeman et al.  
D636,052 S 4/2011 Freeman et al.  
D636,053 S 4/2011 Freeman et al.  
D638,904 S 5/2011 Freeman et al.  
D639,632 S 6/2011 Freeman et al.

D661,367 S 6/2012 Seeds et al.  
2002/0066187 A1 6/2002 Jennings  
2004/0158991 A1 8/2004 Freeman  
2005/0055833 A1 3/2005 Scarla  
2005/0252010 A1 11/2005 Freeman  
2006/0064877 A1 3/2006 Vallotton et al.  
2006/0080840 A1 4/2006 Freeman  
2011/0010947 A1 1/2011 Freeman  
2012/0304470 A1 12/2012 Freeman

OTHER PUBLICATIONS

U.S. Appl. No. 10/605,934, filed Nov. 6, 2003, Scarla, Robert E.  
U.S. Appl. No. 29/391,770, filed May 12, 2011, Seeds et al.  
U.S. Appl. No. 29/428,036, filed Jul. 25, 2012, Freeman et al.  
U.S. Appl. No. 29/428,262, filed Jul. 27, 2012, Cagampang, Juan.  
U.S. Appl. No. 29/431,026, filed Aug. 31, 2012, Seeds, Darrin.  
U.S. Appl. No. 29/432,846, filed Sep. 21, 2012, Kyle et al.

\* cited by examiner

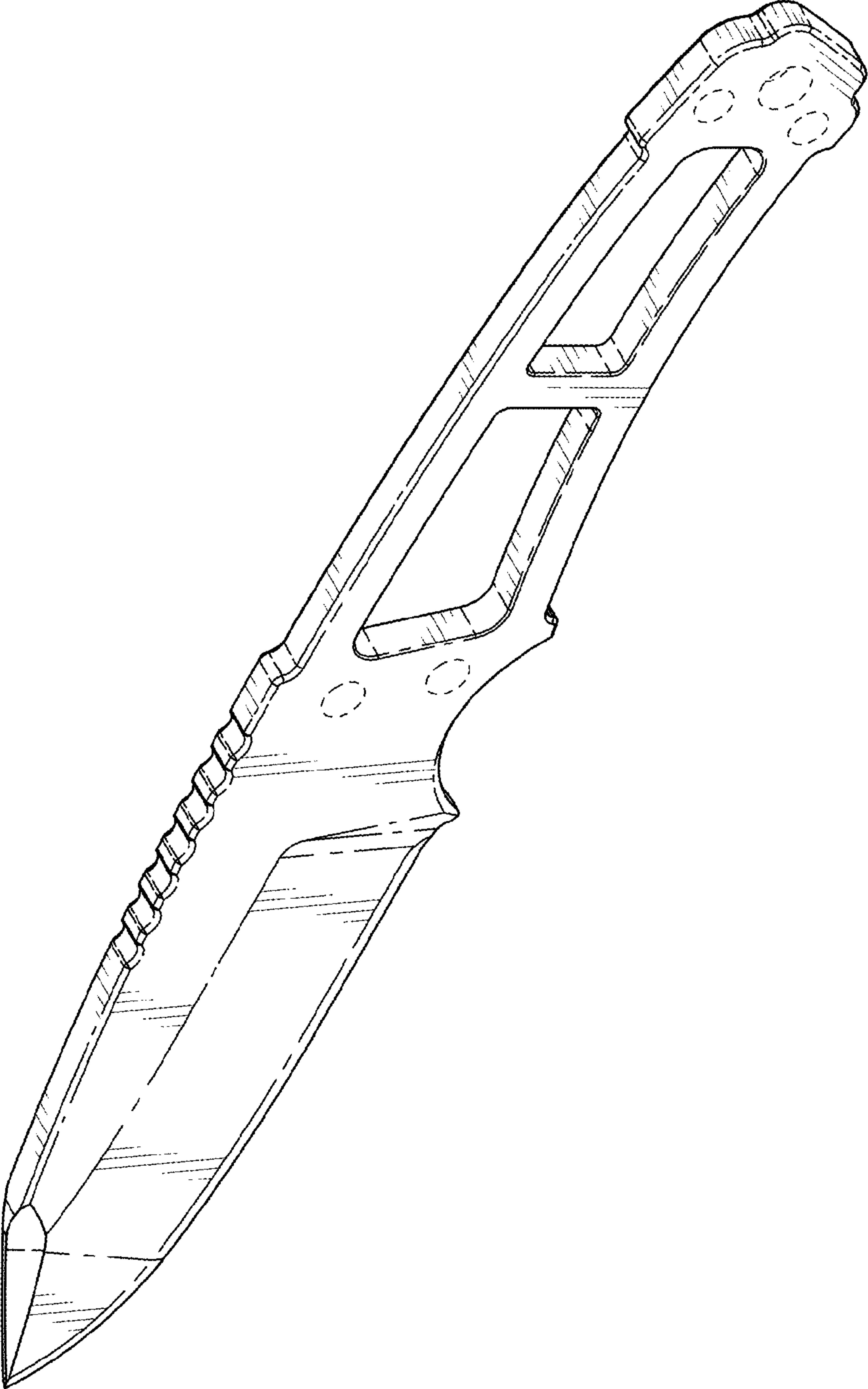


FIG. 1

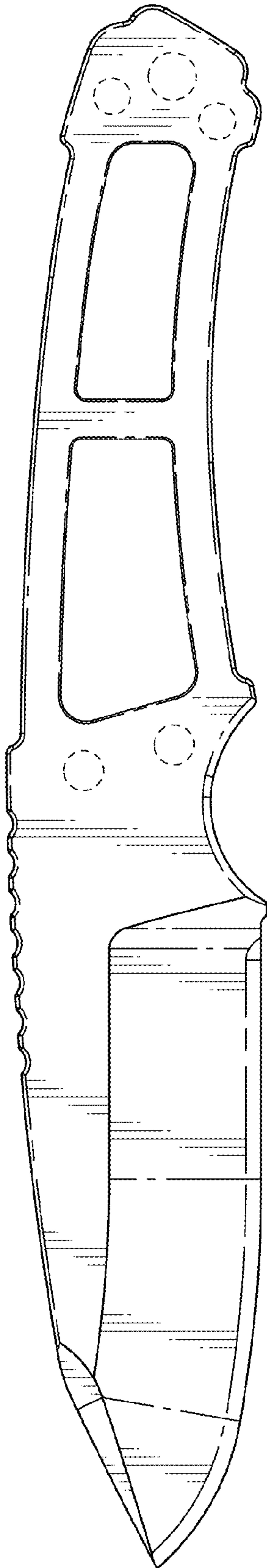


FIG. 2

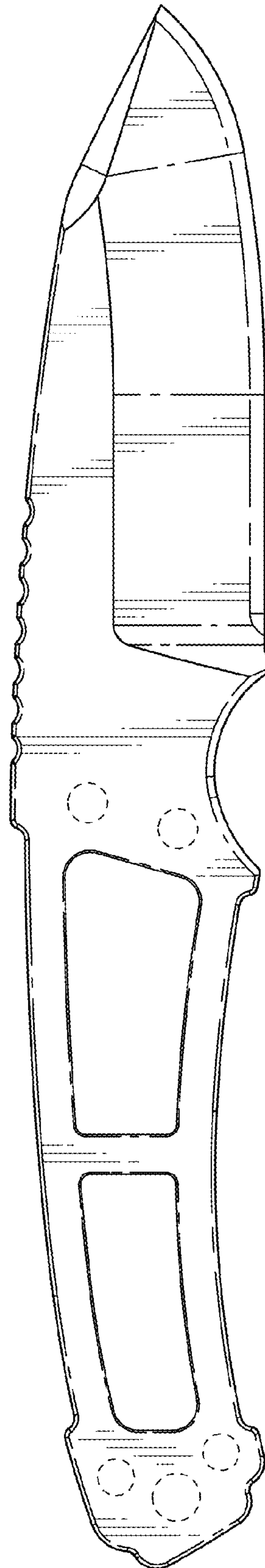


FIG. 3



FIG. 4



FIG. 5



FIG. 6



FIG. 7



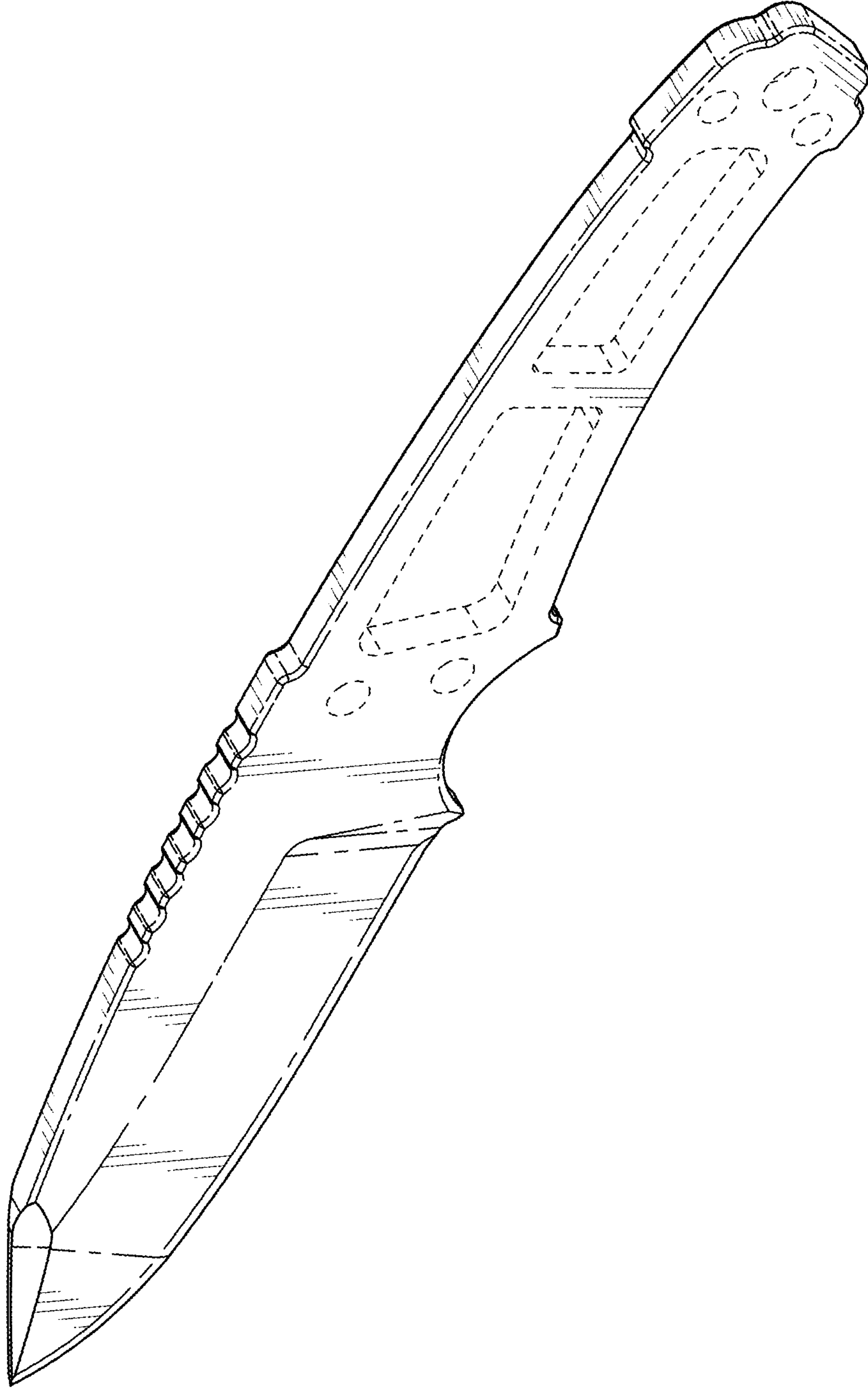


FIG. 8

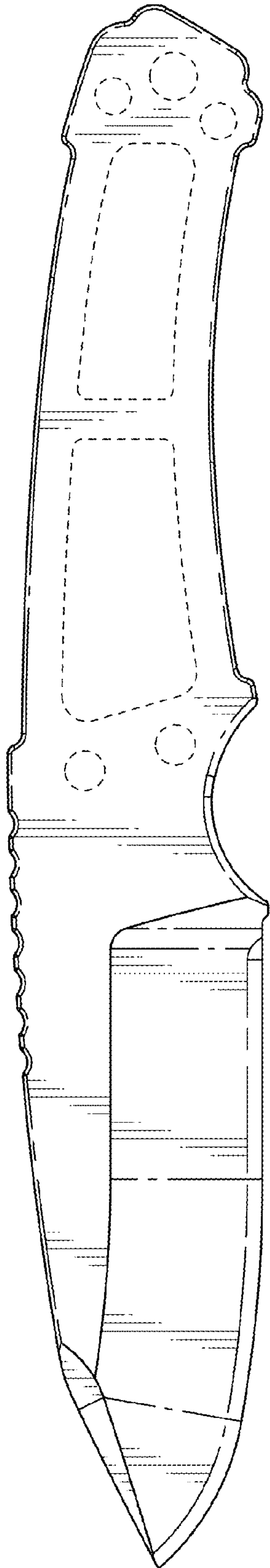


FIG. 9

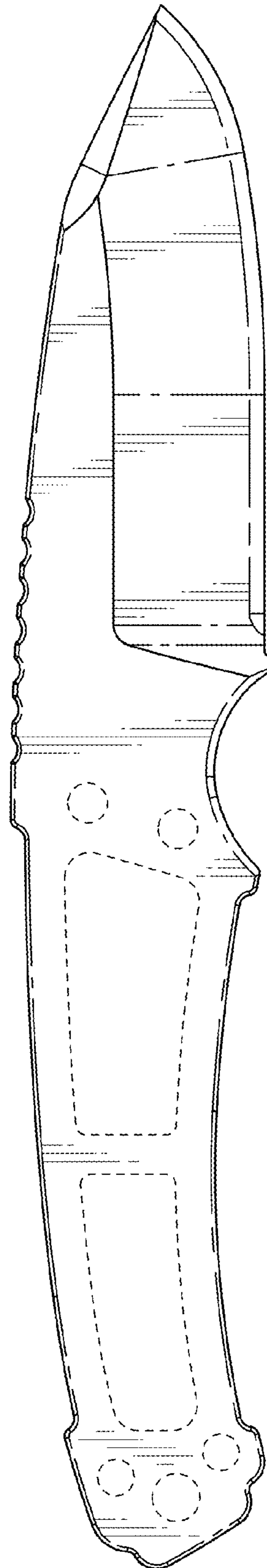


FIG. 10



FIG. 11



FIG. 12



FIG. 13



FIG. 14