

US00D699298S

(12) **United States Design Patent**
Mahar

(10) **Patent No.:** **US D699,298 S**
(45) **Date of Patent:** **** Feb. 11, 2014**

(54) **EDUCATIONAL TOY FOR TEACHING NUMBERS**

(71) Applicant: **Lisa Mahar**, Perth Amboy, NJ (US)

(72) Inventor: **Lisa Mahar**, Perth Amboy, NJ (US)

(**) Term: **14 Years**

(21) Appl. No.: **29/438,726**

(22) Filed: **Dec. 3, 2012**

(51) **LOC (10) Cl.** **19-07**

(52) **U.S. Cl.**
USPC **D19/59**

(58) **Field of Classification Search**
USPC D19/59-64; D21/478-480, 482, 595,
D21/627, 440, 493; D1/114; 434/159, 164,
434/160, 169-172, 193, 188; 273/153 R,
273/156; D18/24, 26, 27; 464/376;
101/128.1; D6/592

See application file for complete search history.

(56) **References Cited**

U.S. PATENT DOCUMENTS

2,415,342	A *	2/1947	Donner	434/171
D163,085	S *	5/1951	Bishop	D21/479
4,669,986	A *	6/1987	Yokoyama	434/164
D321,381	S *	11/1991	Slayton	D21/480
5,074,794	A *	12/1991	Von Hagen	434/193
D344,543	S *	2/1994	Lemon	D19/59
D368,931	S *	4/1996	Ling	D19/60
D370,818	S *	6/1996	D'Alessio	D19/64
5,553,856	A *	9/1996	Barnard	273/156
D428,074	S *	7/2000	Bitton et al.	D21/480

7,997,902	B2 *	8/2011	Hayes	434/188
D658,240	S *	4/2012	Klemm et al.	D21/627
D671,603	S *	11/2012	Klemm	D21/627
D676,082	S *	2/2013	Viola-Press et al.	D19/59
D679,124	S *	4/2013	Becker	D6/592
2005/0235845	A1 *	10/2005	Hollis	101/128.1

* cited by examiner

Primary Examiner — T. Chase Nelson

Assistant Examiner — Mark Cavanna

(57) **CLAIM**

The ornamental designs for an educational toy for teaching numbers, as shown and described.

DESCRIPTION

FIG. 1 is a perspective view of an educational toy for teaching numbers showing my new design with the removable cursor located in a storage location.

FIG. 2 is a front view thereof;

FIG. 3 is a rear view thereof;

FIG. 4 is a top edge view thereof;

FIG. 5 is a bottom edge view thereof;


FIG. 6 is a right side elevational view thereof;

FIG. 7 is a left side elevational view thereof; and,

FIG. 8 is a perspective view of the educational toy for teaching numbers with the removable cursor in an alternative position of use.

The interior of the empty circles seen in FIGS. 1, 2, and 8 forms no part of the claimed design. The two pegs shown in the two circles located in the numeral zero between the indicia identified as "1" and the cursor in FIG. 8 form part of the claimed design.

1 Claim, 6 Drawing Sheets



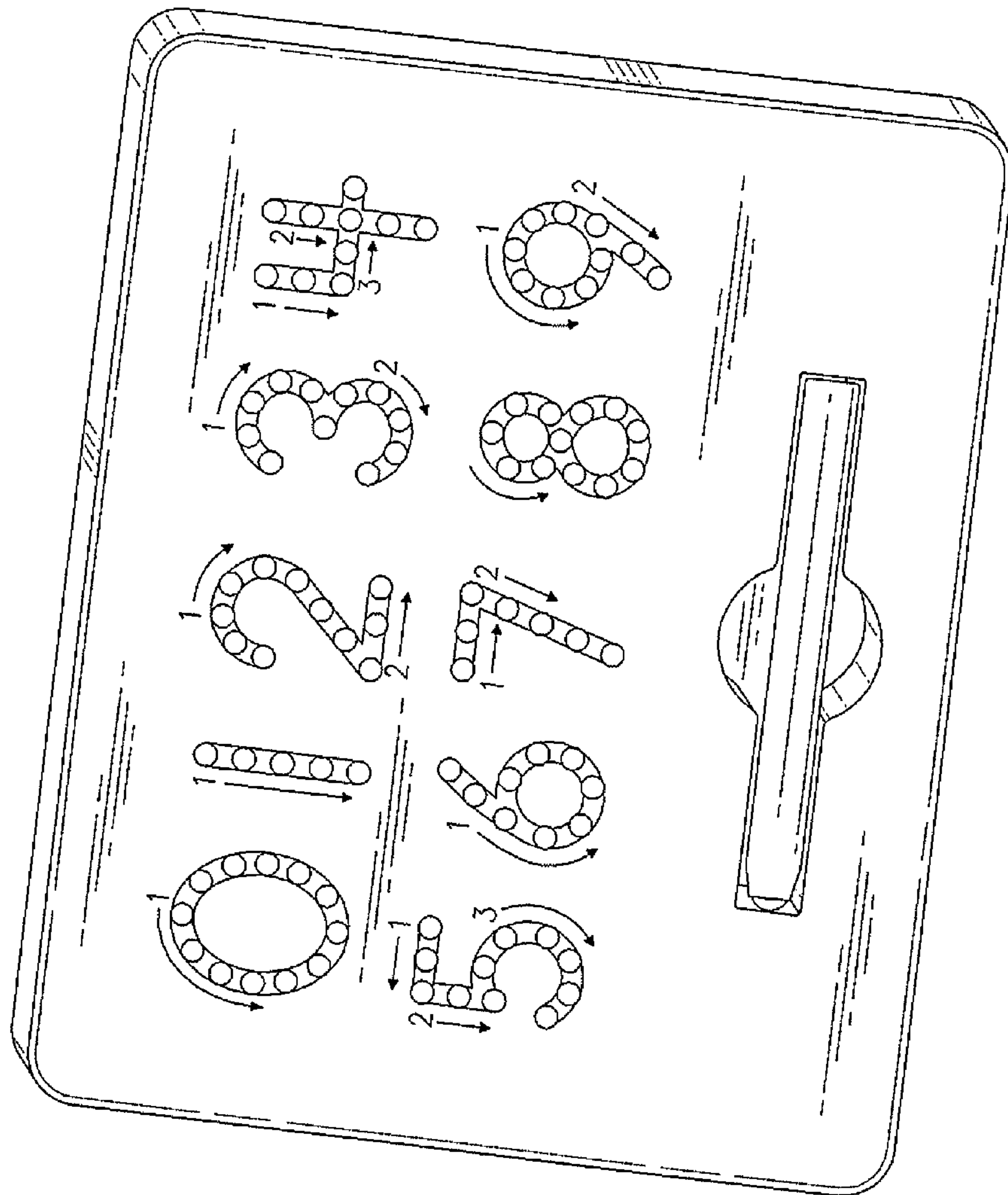


FIG. 1

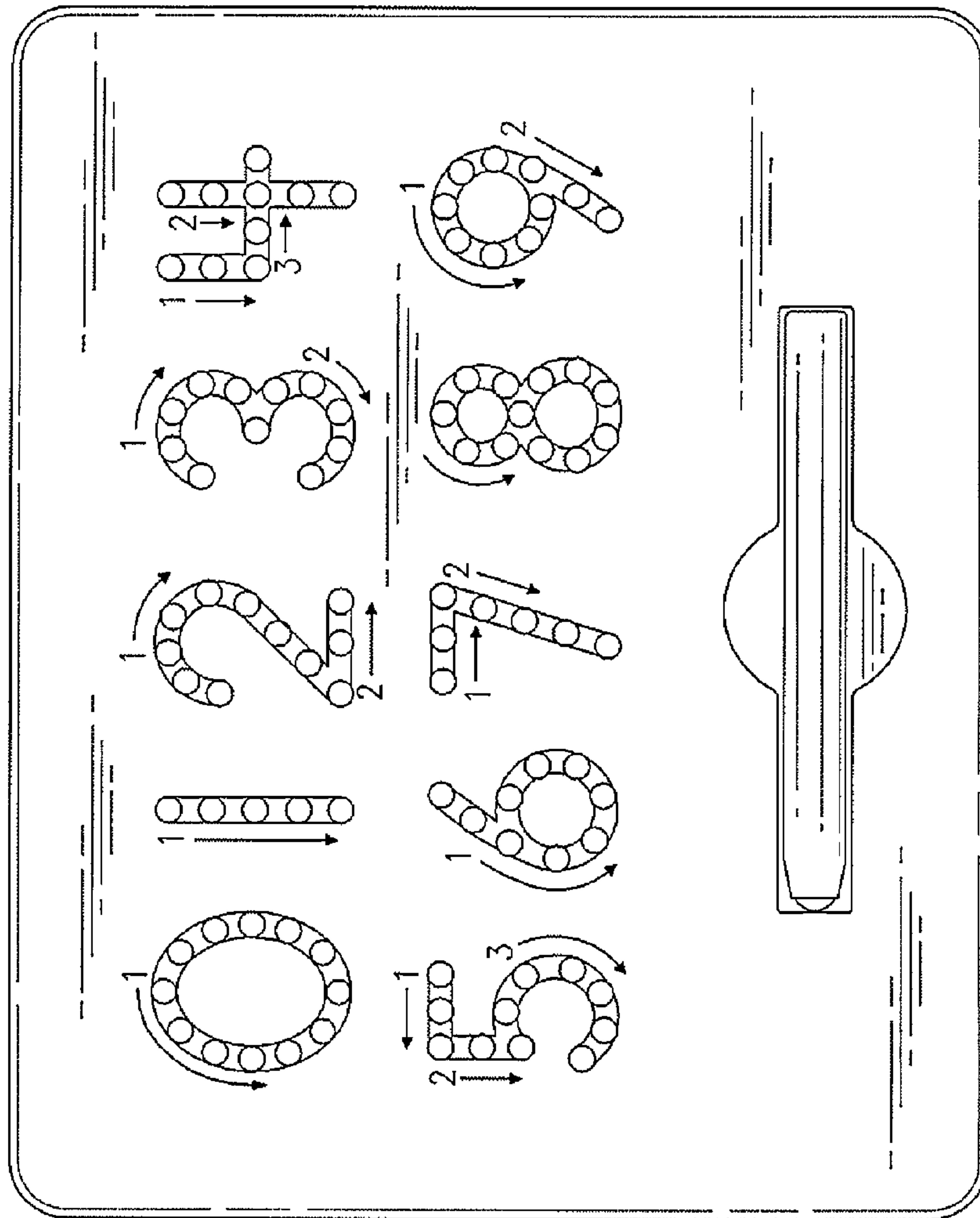


FIG. 2

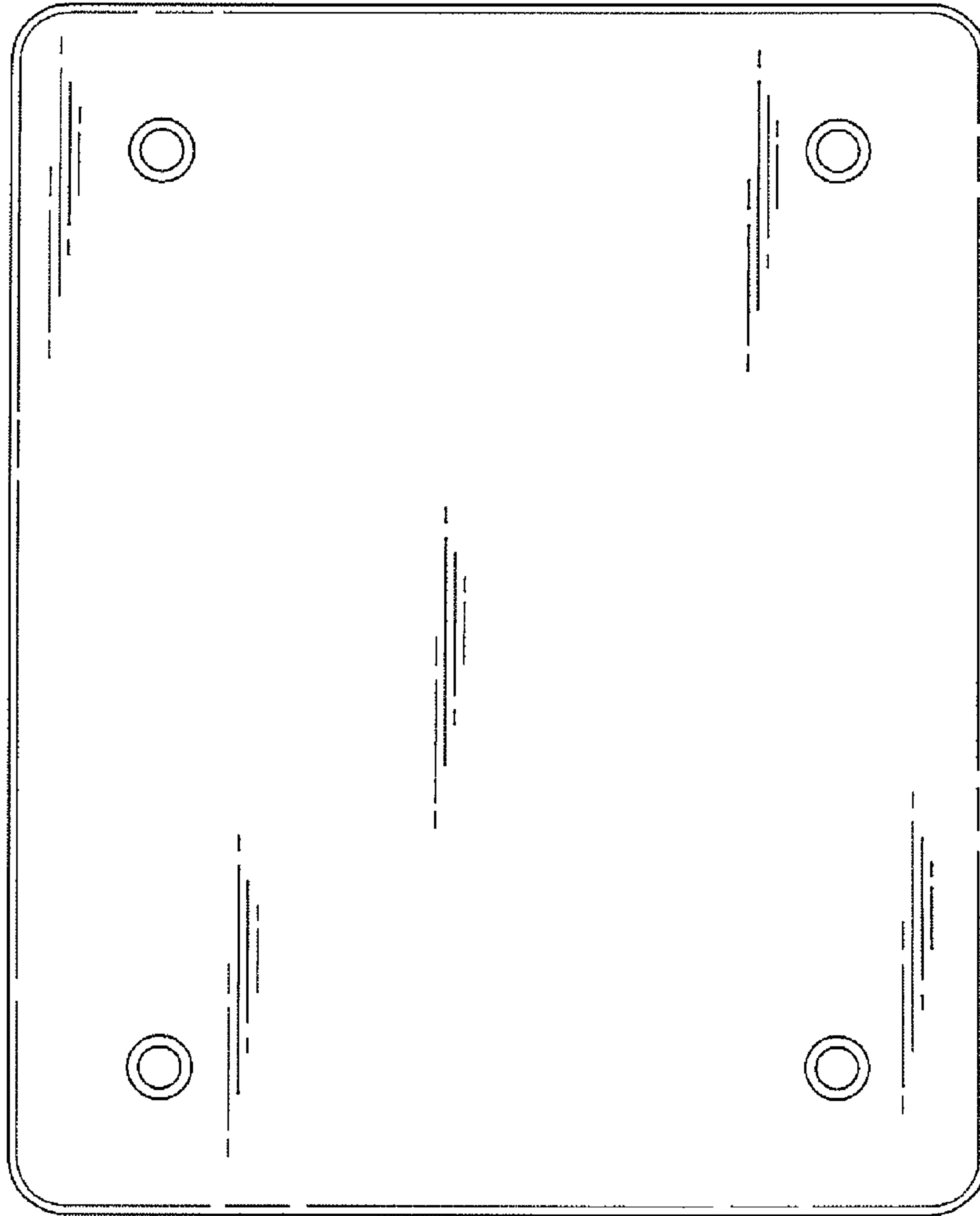


FIG. 3

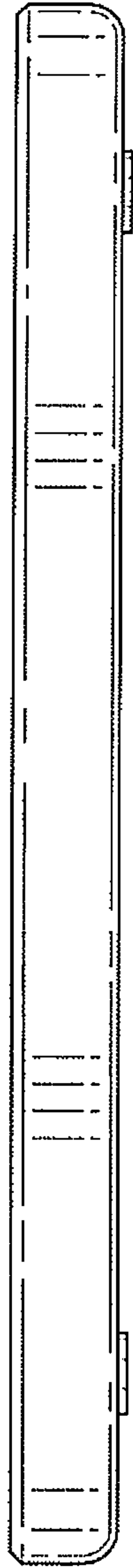


FIG. 4

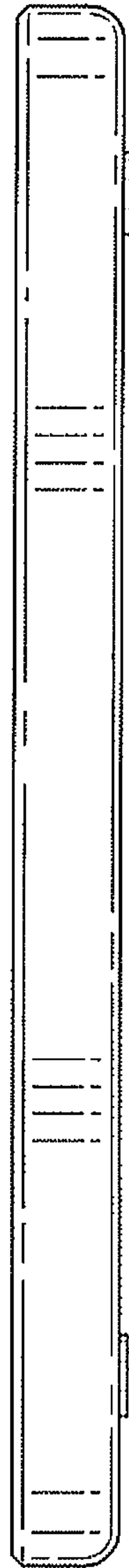


FIG. 5

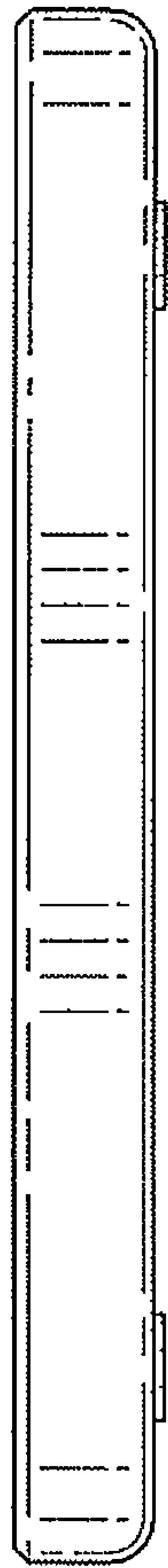


FIG. 6

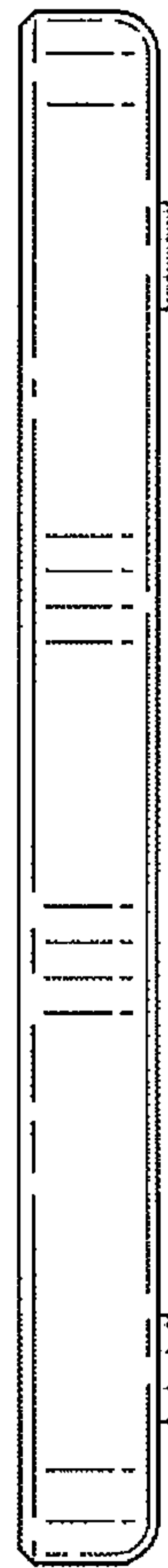


FIG. 7




FIG. 8