



US00D699290S

(12) **United States Design Patent**
Jiang

(10) **Patent No.:** **US D699,290 S**

(45) **Date of Patent:** **** Feb. 11, 2014**

(54) **MARKER**

(71) Applicant: **Beifa Group Co., Ltd.**, Zhejiang (CN)

(72) Inventor: **Linghua Jiang**, Ningbo (CN)

(73) Assignee: **Beifa Group Co., Ltd.**, Ningbo (CN)

(**) Term: **14 Years**

(21) Appl. No.: **29/433,654**

(22) Filed: **Oct. 2, 2012**

(30) **Foreign Application Priority Data**

Apr. 6, 2012 (CN) 2012 3 0097307

(51) **LOC (10) Cl.** **19-06**

(52) **U.S. Cl.**
USPC **D19/48**

(58) **Field of Classification Search**
USPC D14/411; D19/35, 36, 41-51, 53-58;
24/11 F, 11 P, 11 R; 401/52, 99-109,
401/192, 195, 196
See application file for complete search history.

(56) **References Cited**

U.S. PATENT DOCUMENTS

D234,225 S *	1/1975	Funabashi	D10/48
D252,911 S *	9/1979	Levy	D28/76
D259,792 S *	7/1981	Itoh et al.	D19/51
D286,790 S *	11/1986	Bove	D19/50
D305,245 S	12/1989	Chuang		
D311,550 S *	10/1990	Yazaki	D19/48
D323,529 S *	1/1992	Rousseau	D19/51
D323,673 S *	2/1992	Gomez	D19/49
D330,389 S *	10/1992	Katami et al.	D19/57
D330,565 S *	10/1992	Dallaire	D19/48
D338,686 S *	8/1993	Ito	D19/57
D357,699 S *	4/1995	Takanashi	D19/48
D370,497 S	6/1996	Moore		

D398,934 S *	9/1998	Veillon	D19/51
D400,921 S	11/1998	Ting		
D401,278 S	11/1998	Hu		
D411,237 S	6/1999	Izushima		
D428,441 S *	7/2000	Isobe et al.	D19/53
D442,992 S	5/2001	Chevalier		

(Continued)

FOREIGN PATENT DOCUMENTS

EM	000341144-0001	A1	7/2005
EM	000675590-0003	A1	3/2007
EM	000903844-0011	A1	4/2008
WO	062860		3/2003

OTHER PUBLICATIONS

Jiang, L., "Pen Cap," U.S. Appl. No. 29/437,368, filed Nov. 15, 2012.
Lv, X., "Pen," U.S. Appl. No. 29/426,201, filed Jul. 2, 2012.

(Continued)

Primary Examiner — Elizabeth Albert

(74) *Attorney, Agent, or Firm* — Christensen O'Connor Johnson Kindness PLLC

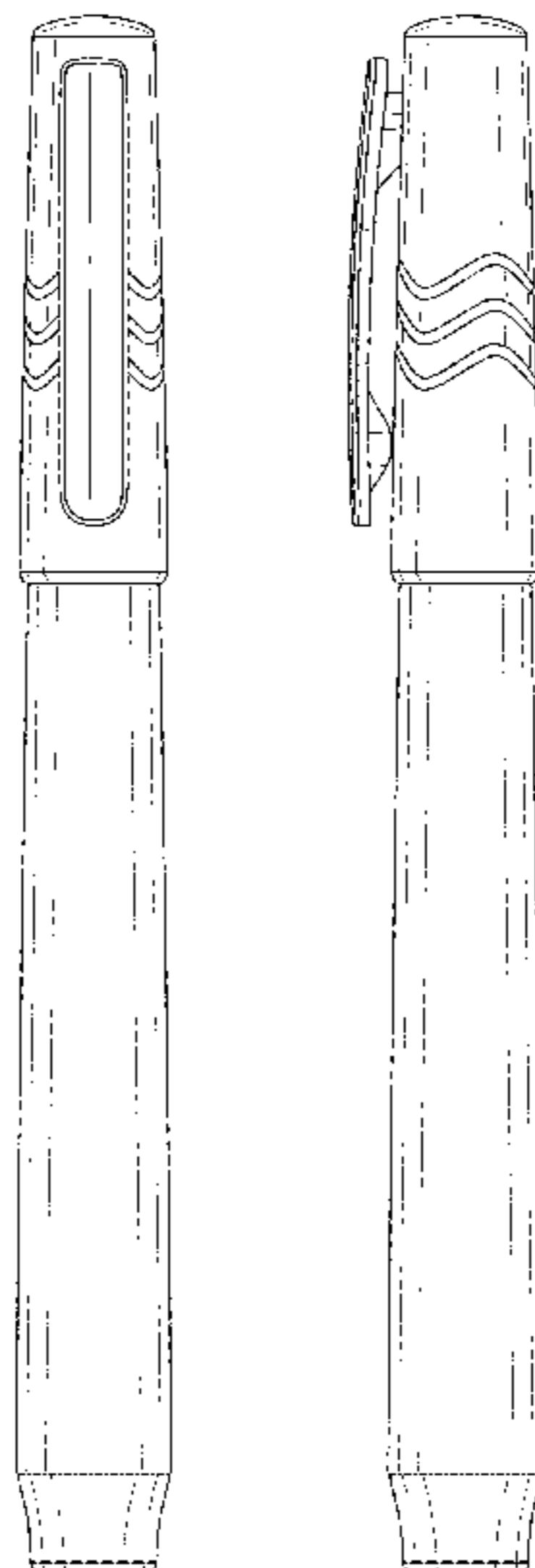
(57) **CLAIM**

The ornamental design for a marker, as shown and described.

DESCRIPTION

FIG. 1 is an upper front perspective view of a marker showing my new design;
FIG. 2 is a front elevation view thereof;
FIG. 3 is a right side elevation view thereof, with the left side elevation view being a mirror image of the right side elevation view;
FIG. 4 is a rear elevation view thereof;
FIG. 5 is a top plan view thereof;
FIG. 6 is a bottom plan view thereof;
FIG. 7 is an enlarged top plan view thereof; and,
FIG. 8 is an enlarged bottom plan view thereof.

1 Claim, 3 Drawing Sheets



(56)

References Cited

U.S. PATENT DOCUMENTS

D448,407 S 9/2001 Huang
D458,305 S 6/2002 Iwase
D478,350 S 8/2003 Furlong
D499,137 S * 11/2004 Shibata D19/43
D500,338 S 12/2004 Kommer
D545,366 S 6/2007 Ternovits
D547,375 S * 7/2007 Gerules D19/51
D562,396 S 2/2008 Qiu
D568,932 S 5/2008 Qiu
D572,306 S 7/2008 Qiu
D601,193 S 9/2009 Li
D601,627 S 10/2009 Liu
D602,083 S 10/2009 Ma

D602,088 S * 10/2009 Ma D19/50
D602,528 S * 10/2009 Takanashi D19/57
D605,700 S 12/2009 Ma
D607,512 S 1/2010 Qiu
D610,617 S * 2/2010 Zhang D19/50
D641,783 S 7/2011 Lira-Nunez
D659,758 S * 5/2012 Kim D19/48
D667,501 S * 9/2012 Avenatti D19/48
D670,762 S * 11/2012 Fleming D19/48
D678,944 S * 3/2013 Xie D19/50
D679,322 S * 4/2013 Martin D19/48

OTHER PUBLICATIONS

Xie, J., "Pen," U.S. Appl. No. 29/405,752, filed Nov. 4, 2011.

* cited by examiner

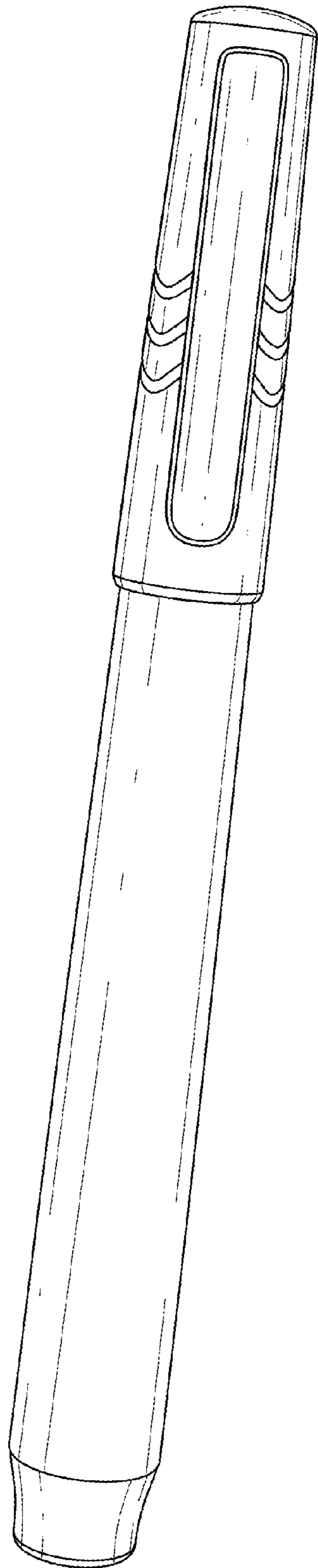


Fig. 1.




Fig. 2.




Fig. 3.




Fig. 4.

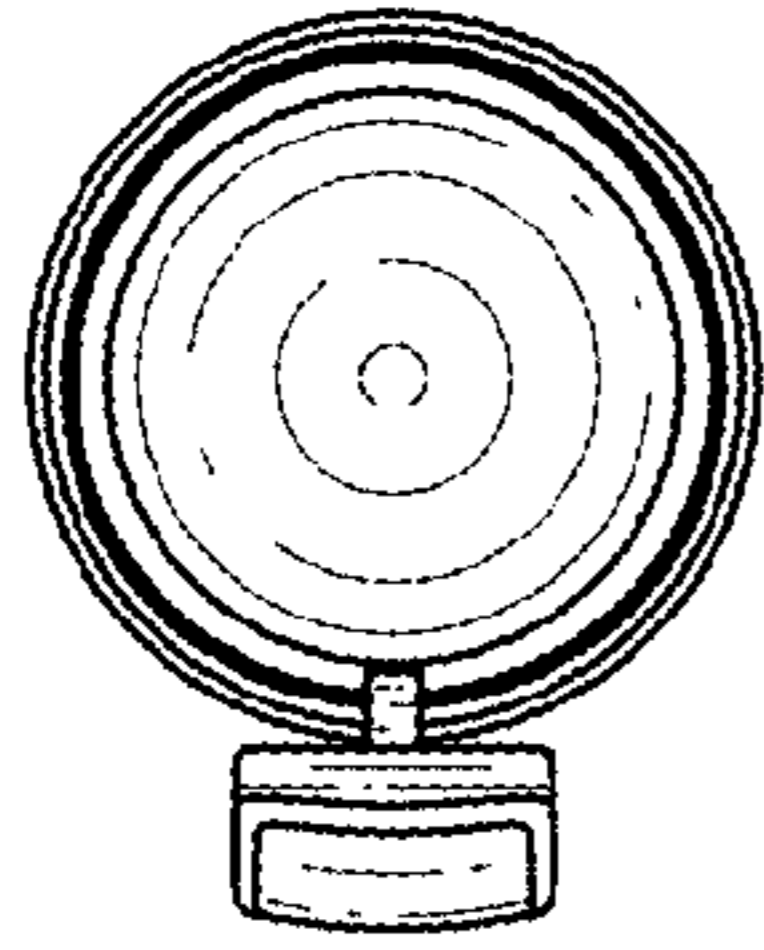


Fig. 5.

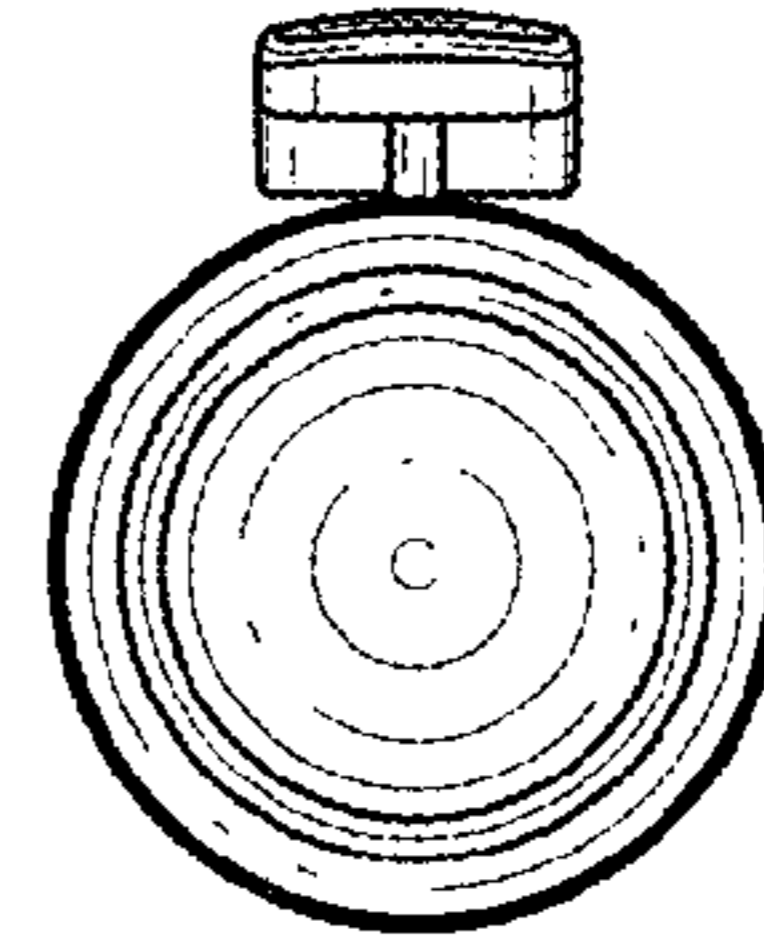


Fig. 6.

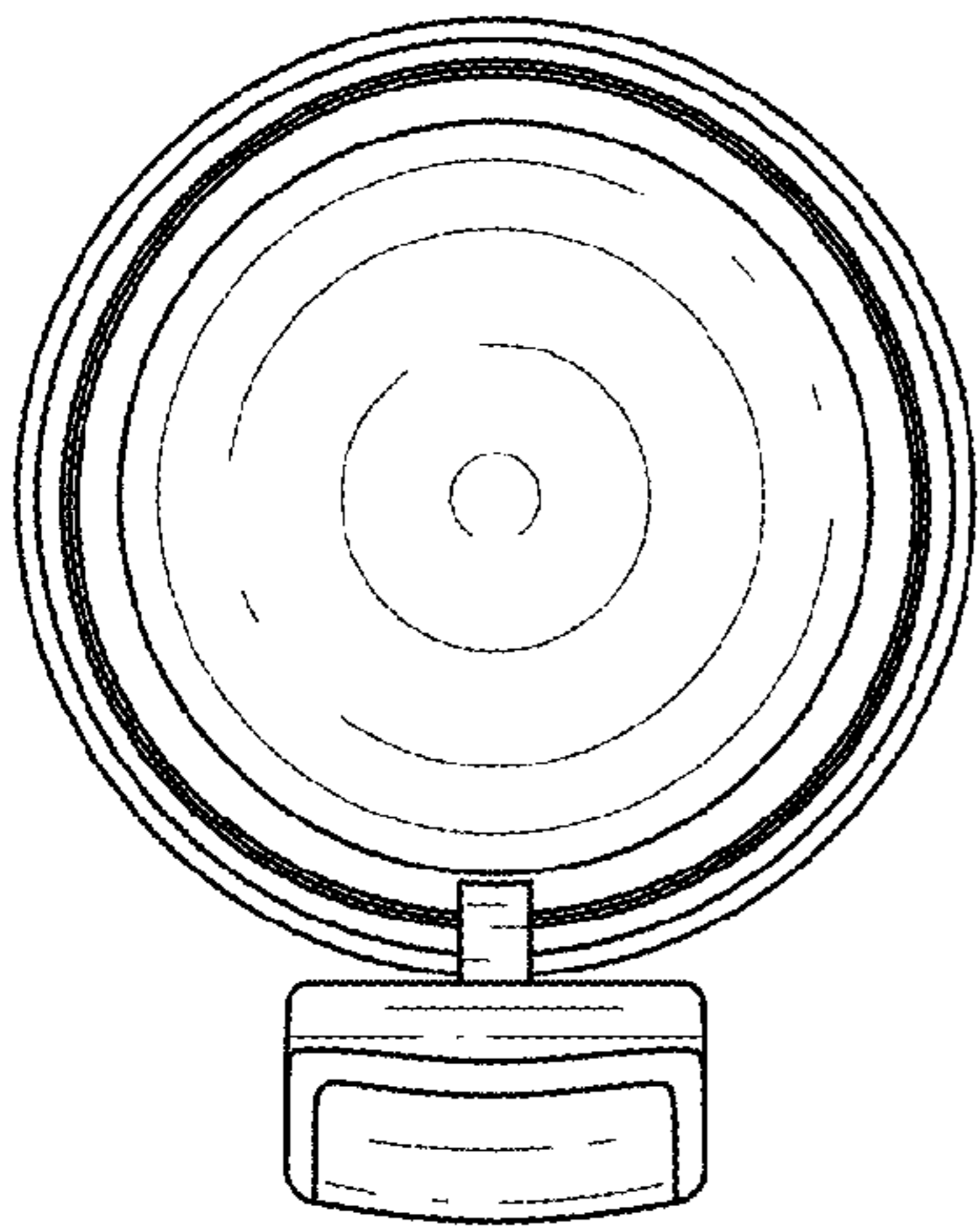


Fig. 7.

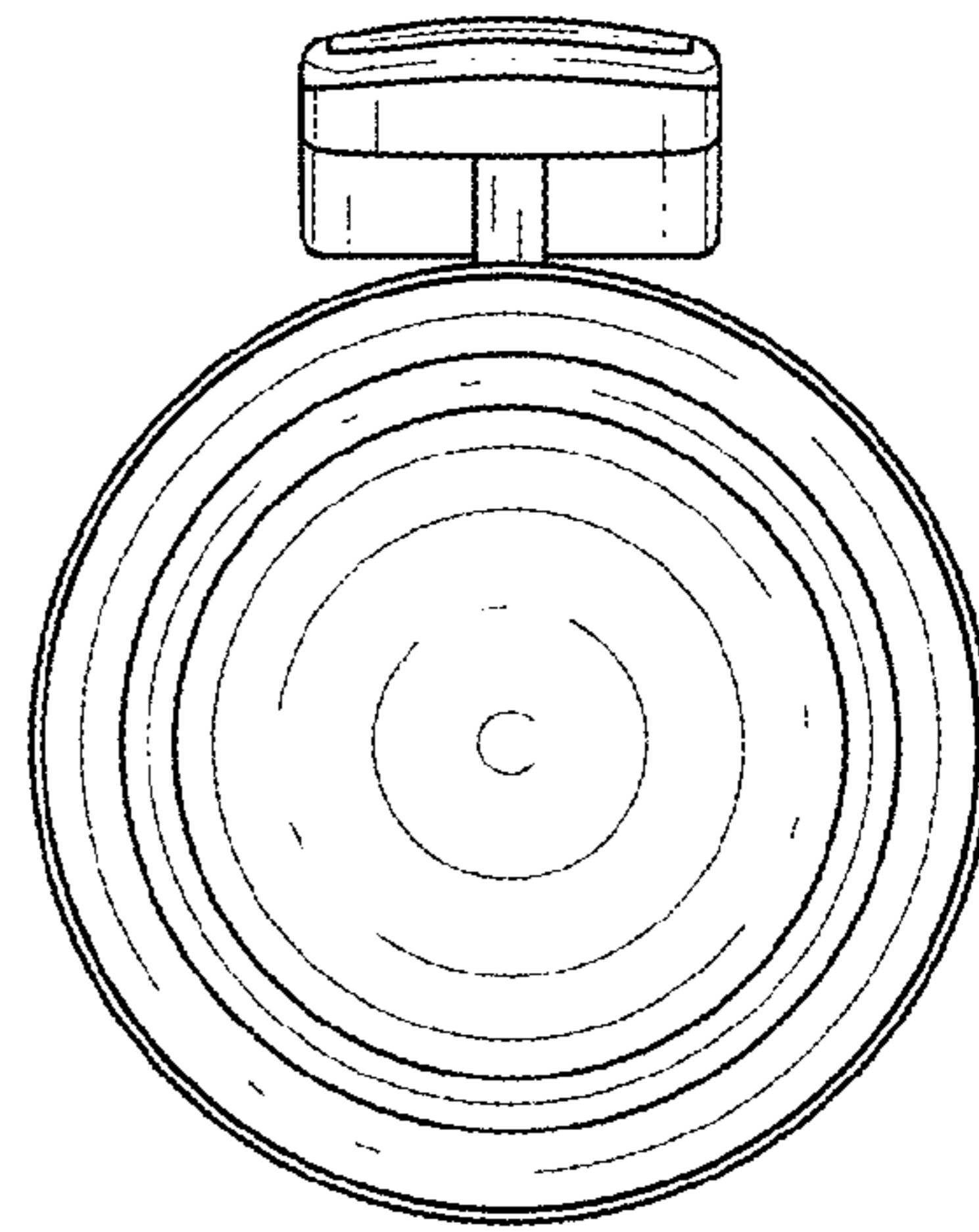


Fig. 8.