



US00D699289S

(12) **United States Design Patent**  
**Jiang**

(10) **Patent No.:** **US D699,289 S**

(45) **Date of Patent:** **\*\* Feb. 11, 2014**

(54) **MARKER**

(71) Applicant: **Beifa Group Co., Ltd.**, Zhejiang (CN)

(72) Inventor: **Linghua Jiang**, Ningbo (CN)

(73) Assignee: **Beifa Group Co., Ltd.**, Ningbo (CN)

(\*\*) Term: **14 Years**

(21) Appl. No.: **29/433,655**

(22) Filed: **Oct. 2, 2012**

(30) **Foreign Application Priority Data**

Apr. 6, 2012 (CN) ..... 2012 3 0097343

(51) **LOC (10) Cl.** ..... **19-06**

(52) **U.S. Cl.**  
USPC ..... **D19/41**

(58) **Field of Classification Search**  
USPC ..... D14/411; D19/35, 36, 41-51, 53-58;  
24/11 F, 11 P, 11 R; 401/52, 99-109,  
401/192, 195, 196  
See application file for complete search history.

(56) **References Cited**

**U.S. PATENT DOCUMENTS**

3,039,132	A *	6/1962	Hambley	.....	401/220
3,349,975	A *	10/1967	Damron	.....	222/542
4,183,685	A *	1/1980	Hofmann et al.	.....	401/202
4,652,163	A *	3/1987	Karliner et al.	.....	401/195
D295,537	S *	5/1988	Davidson et al.	.....	D19/43
D301,486	S *	6/1989	Yuen	.....	D19/36
D324,879	S *	3/1992	Morgan	.....	D19/36
D325,931	S	5/1992	Sekiguchi	.....	
D329,253	S *	9/1992	Sekiguchi	.....	D19/43
D331,070	S *	11/1992	Hu Huang	.....	D19/43
D340,947	S *	11/1993	Tu	.....	D19/43
D342,021	S *	12/1993	Porta	.....	D9/727

D355,442	S *	2/1995	Chuang	.....	D19/53
D367,497	S *	2/1996	Goetz	.....	D19/43
D369,184	S	4/1996	Collins	.....	
D394,876	S *	6/1998	Chuang	.....	D19/53
5,846,011	A *	12/1998	Bernstein et al.	.....	401/205
D408,450	S *	4/1999	Kamei	.....	D19/55
5,897,261	A *	4/1999	Goetz	.....	401/6
5,908,256	A *	6/1999	Bernstein	.....	401/205
6,231,259	B1 *	5/2001	Murgida et al.	.....	401/175
6,723,269	B2 *	4/2004	Grosz et al.	.....	264/254
D497,640	S *	10/2004	Qiu	.....	D19/43
D498,258	S *	11/2004	Song	.....	D19/43
6,981,814	B2 *	1/2006	Geardino et al.	.....	401/205
D541,340	S *	4/2007	Qiu	.....	D19/43
D562,889	S *	2/2008	Qiu et al.	.....	D19/43

(Continued)

**OTHER PUBLICATIONS**

Jiang, L., "Pen Cap," U.S. Appl. No. 29/437,378, filed Nov. 15, 2012.

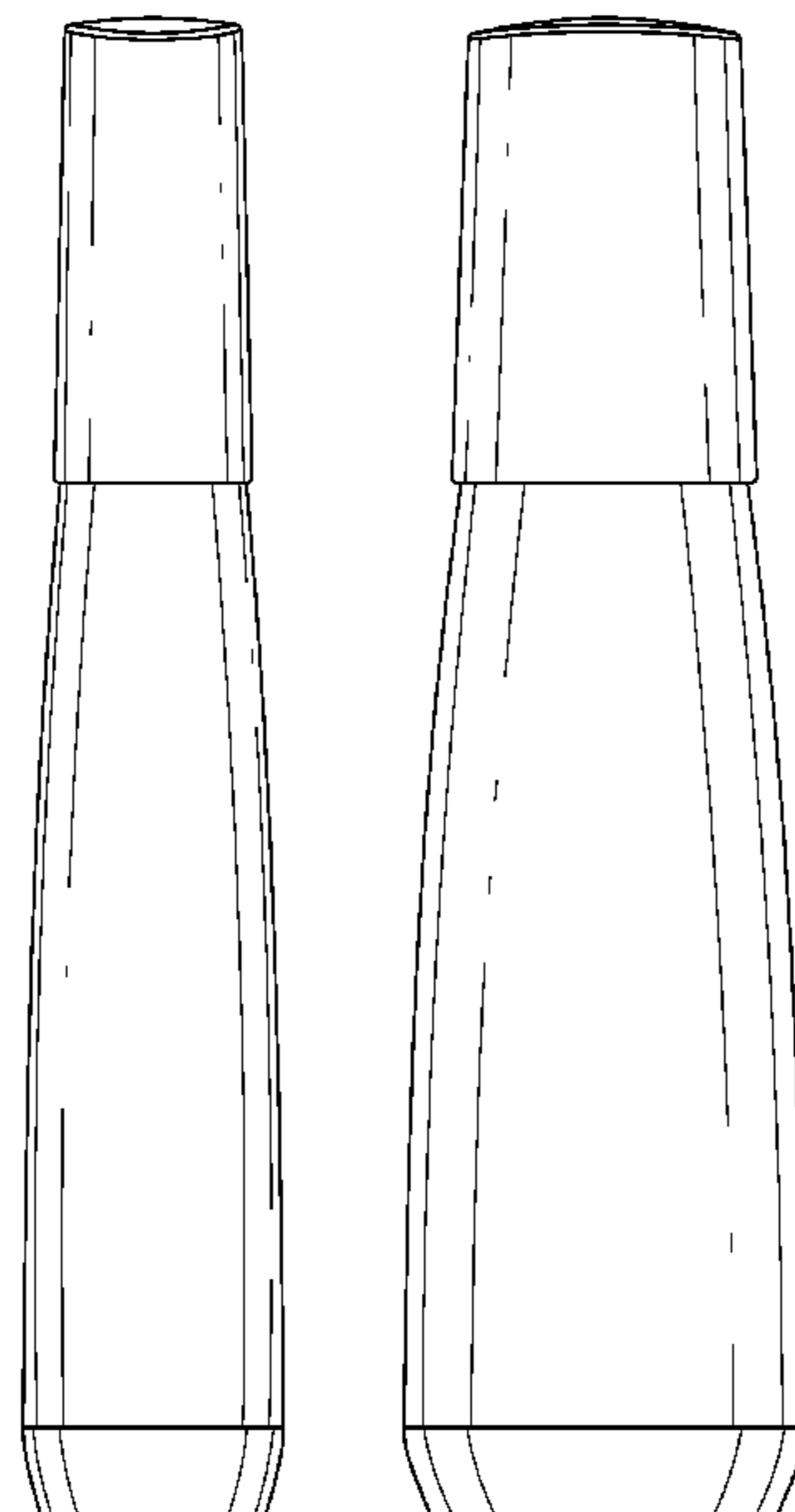
*Primary Examiner* — Elizabeth Albert  
(74) *Attorney, Agent, or Firm* — Christensen O'Connor Johnson Kindness PLLC

(57) **CLAIM**  
The ornamental design for a marker, as shown and described.

**DESCRIPTION**

FIG. 1 is an upper front left perspective view of a marker showing my new design;  
FIG. 2 is a right side elevation view thereof, with the left side elevation view being a mirror image of the right side elevation view;  
FIG. 3 is a front elevation view thereof, with the rear elevation view being a mirror image of the front elevation view;  
FIG. 4 is a top plan view thereof; and,  
FIG. 5 is a bottom plan view thereof.  
The broken line in FIG. 5 that defines the bounds of the claimed design forms no part thereof.

**1 Claim, 3 Drawing Sheets**



# US D699,289 S

Page 2

---

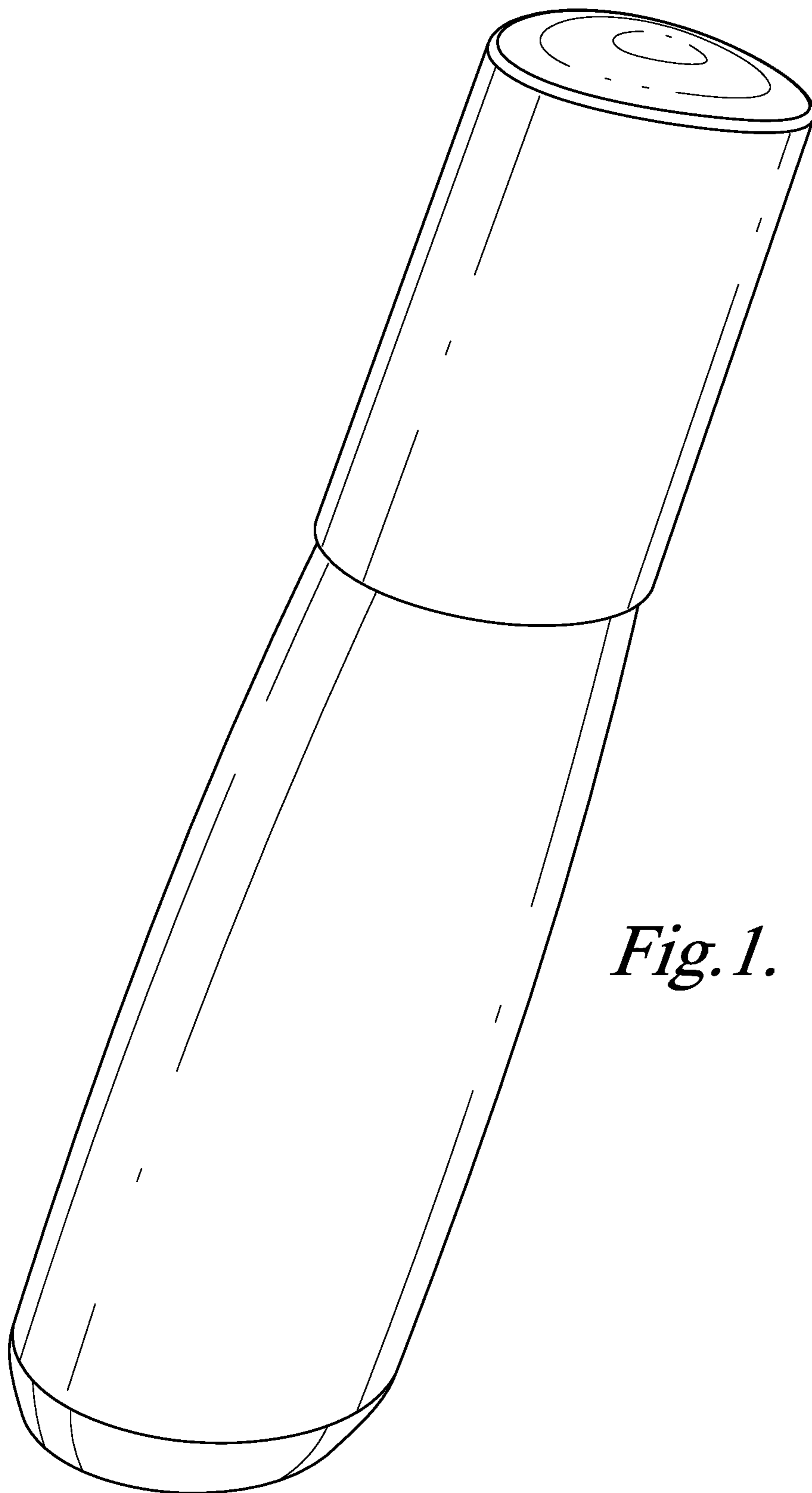
(56)

## References Cited


### U.S. PATENT DOCUMENTS

D567,852 S *	4/2008	Qiu et al. ....	D19/43	D632,014 S	2/2011	Lee	
D601,193 S *	9/2009	Li .....	D19/43	D655,336 S *	3/2012	Chen .....	D19/41
D624,963 S *	10/2010	Liu .....	D19/43	D676,621 S *	2/2013	Florkiewicz et al. ....	D32/35
				2004/0047672 A1 *	3/2004	Miczewski et al. ....	401/196
				2009/0317166 A1 *	12/2009	Gieux .....	401/28

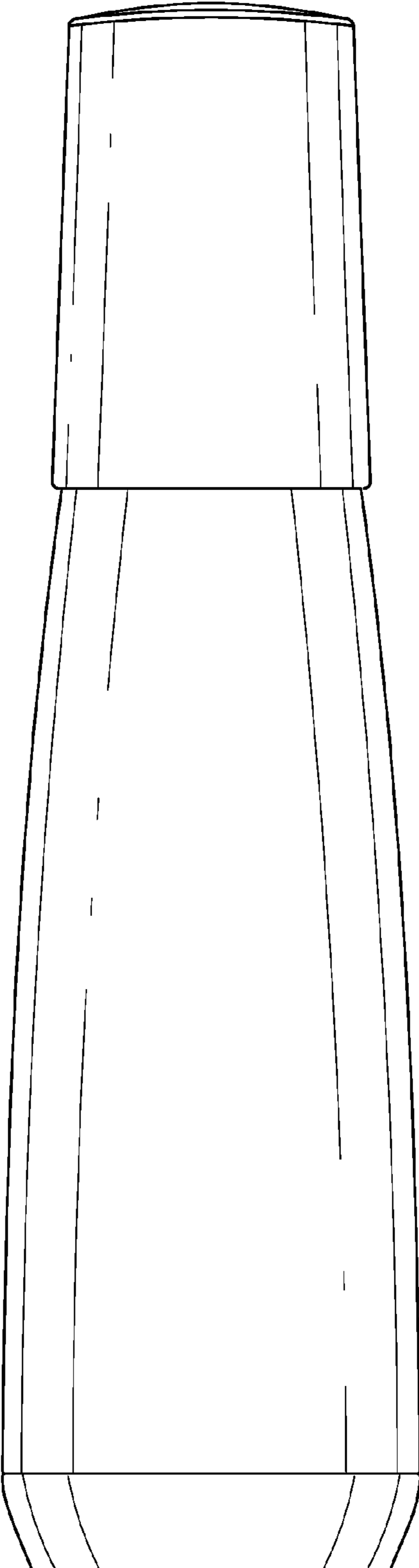
\* cited by examiner



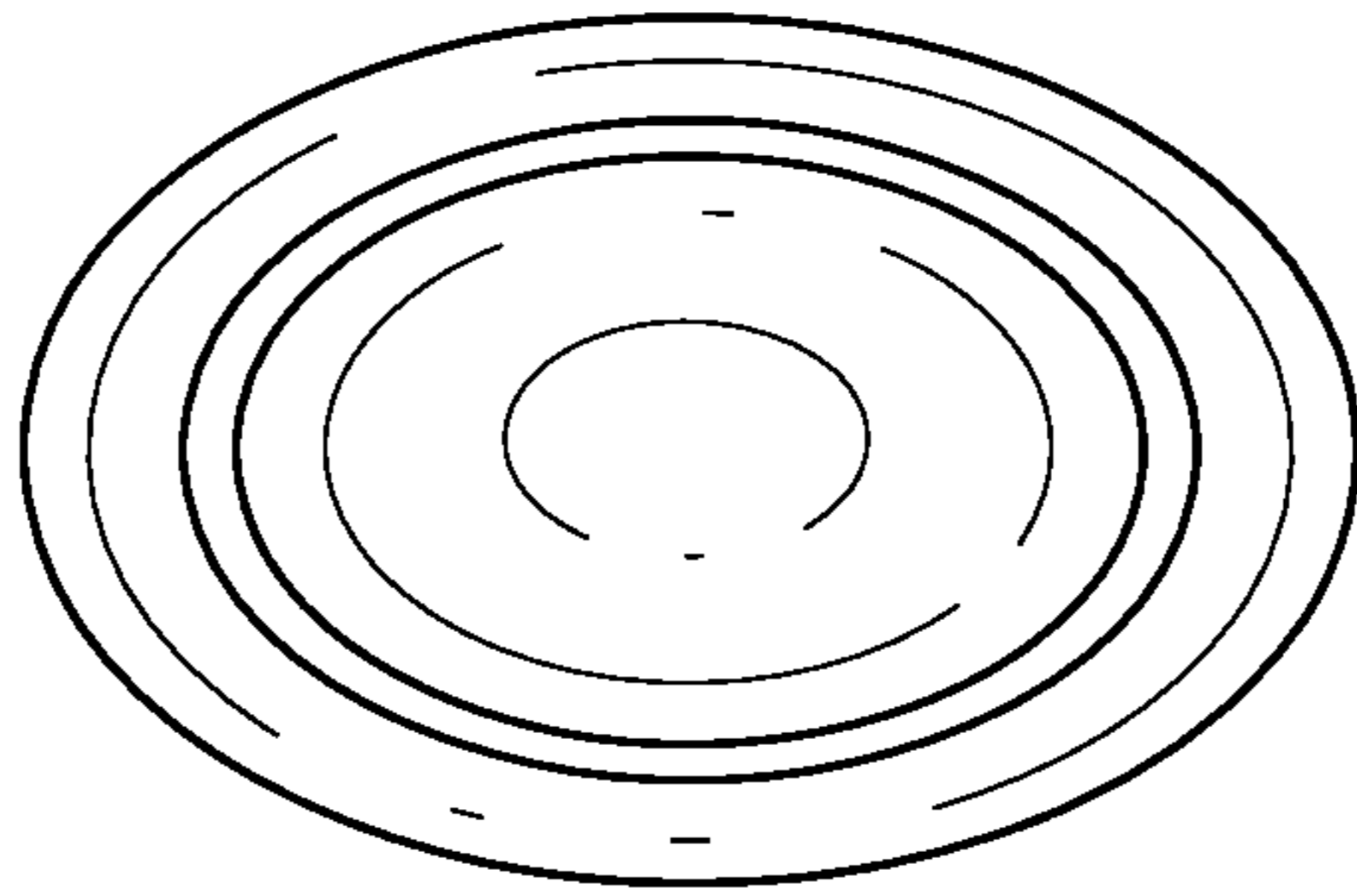
*Fig. 1.*



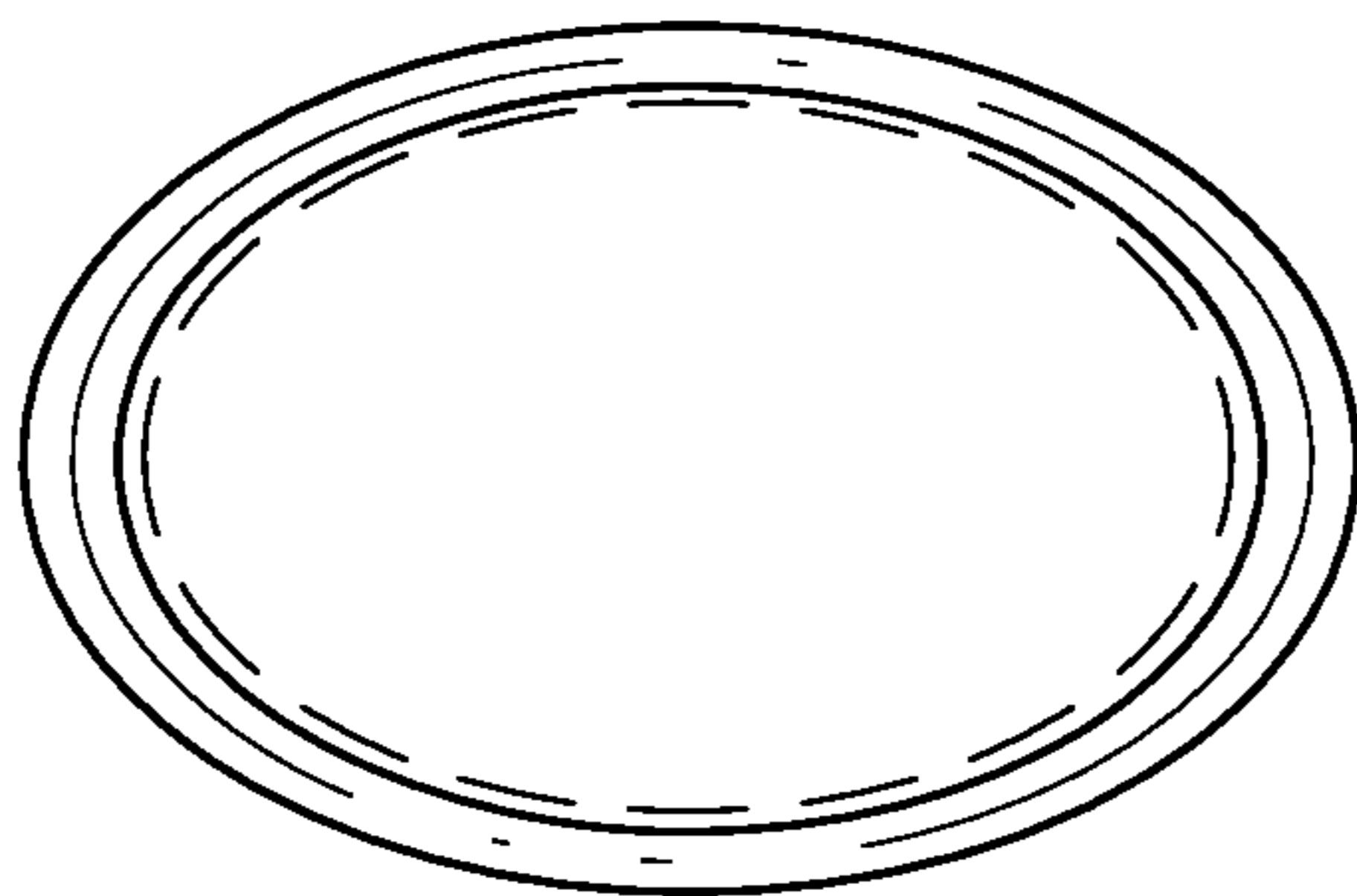
*Fig. 2.*



*Fig. 3.*



*Fig. 4.*



*Fig. 5.*