



US00D699287S

(12) **United States Design Patent**
Lv

(10) **Patent No.:** US D699,287 S
(45) **Date of Patent:** ** Feb. 11, 2014

(54) **PEN**
(75) **Inventor:** Xilv Lv, Ningbo (CN)
(73) **Assignee:** Beifa Group Co., Ltd., Ningbo (CN)
(**) **Term:** 14 Years
(21) **Appl. No.:** 29/426,536
(22) **Filed:** Jul. 6, 2012

(30) **Foreign Application Priority Data**
Jan. 9, 2012 (CN) 2012 3 0003676
(51) **LOC (10) Cl.** 19-06
(52) **U.S. Cl.**
USPC D19/41
(58) **Field of Classification Search**
USPC D14/411; D19/35, 36, 41-51, 53-58;
24/11 F, 11 P, 11 R; 401/52, 99-109,
401/192, 195, 196
See application file for complete search history.

(56) **References Cited**
U.S. PATENT DOCUMENTS
D149,922 S 6/1948 Weston
D153,713 S 5/1949 Lohr
D158,051 S * 4/1950 Compas D19/66
2,608,953 A * 9/1952 Kollsman 401/35
2,655,131 A * 10/1953 Wendt 401/91
2,726,760 A * 12/1955 Dulberg 401/63
D337,207 S * 7/1993 Tiramani et al. D4/199
D391,669 S * 3/1998 DuBow D27/187
D394,317 S * 5/1998 Carp D24/223
D439,613 S * 3/2001 Ham D19/43
6,273,627 B1 * 8/2001 Mittersinker et al. 401/117
D465,809 S * 11/2002 Deluca et al. D19/50
D477,025 S * 7/2003 Morrow D19/51
D487,772 S * 3/2004 Lin D19/47

D492,173 S * 6/2004 Huang D8/48
6,755,584 B2 * 6/2004 O'Brien et al. 401/117
D497,388 S * 10/2004 Kit D19/36
D498,790 S * 11/2004 Shova et al. D19/43
D508,530 S * 8/2005 Qiu D19/51
7,097,377 B1 * 8/2006 Rigoni 401/195
D530,857 S * 10/2006 Black D28/7
D533,590 S * 12/2006 Beyer D19/49
D541,858 S * 5/2007 Yeh D19/44
D542,916 S * 5/2007 Squires D24/119
D545,898 S * 7/2007 Iwasaki D19/41
D547,800 S * 7/2007 Gallay et al. D19/41
D554,183 S * 10/2007 Paulus et al. D19/53
D566,360 S * 4/2008 Ungaro D32/35
D572,761 S * 7/2008 Zhang D19/50
D581,461 S 11/2008 Li
D585,491 S * 1/2009 Booker D19/49
D587,311 S 2/2009 Zhang
D590,017 S * 4/2009 Weaver et al. D19/43

(Continued)

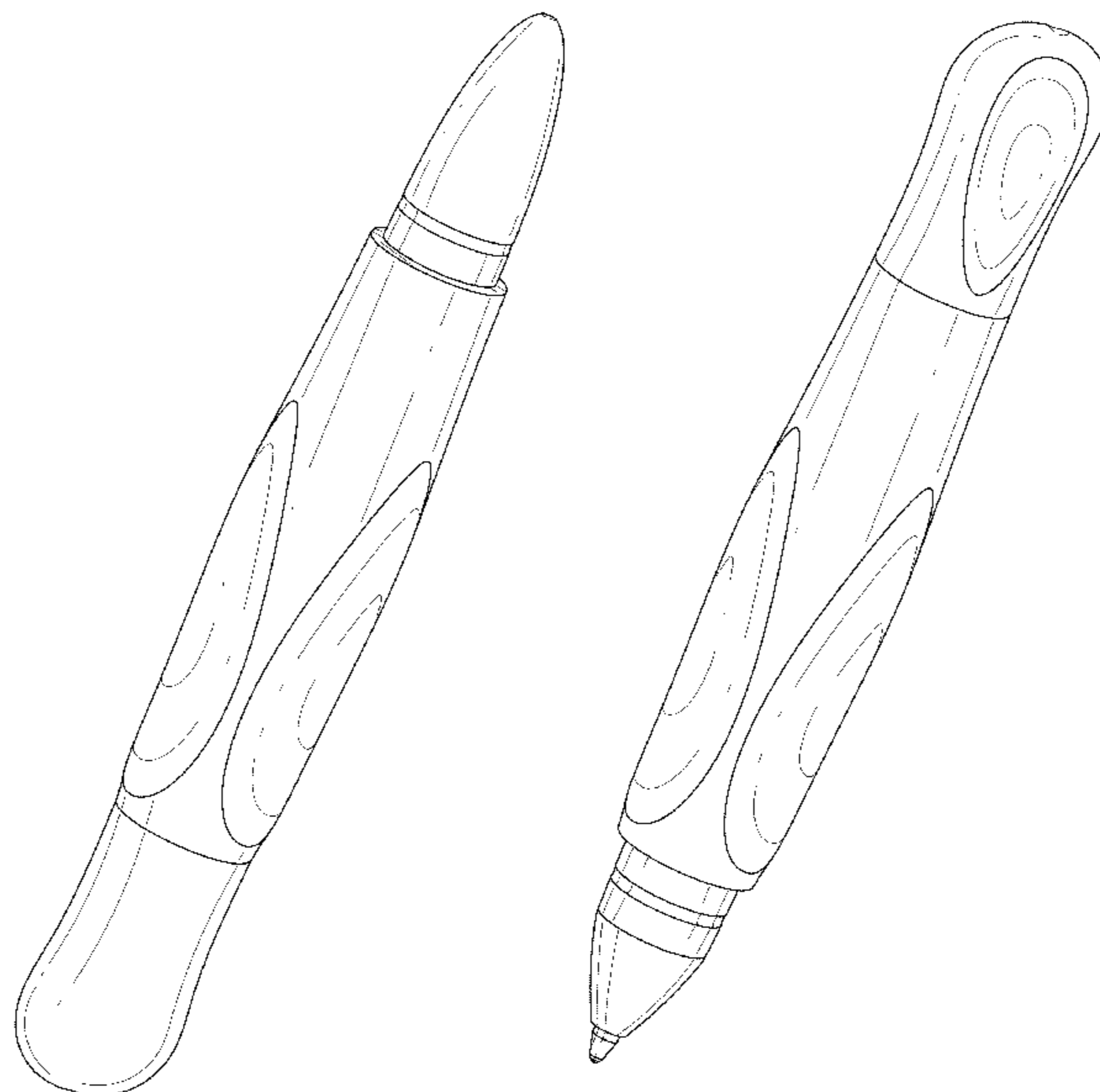
Primary Examiner — Elizabeth Albert
(74) *Attorney, Agent, or Firm* — Christensen O'Connor Johnson Kindness PLLC

(57) **CLAIM**
The ornamental design for a pen, as shown and described.

DESCRIPTION

FIG. 1 is an upper front left perspective view a pen showing my new design;
FIG. 2 is an upper front left perspective view of the pen shown in FIG. 1, with the pen cap removed and placed on the opposite end of the pen for convenience;
FIG. 3 is a front elevation view of the pen shown in FIG. 1;
FIG. 4 is a rear elevation view thereof;
FIG. 5 is a left side elevation view thereof;
FIG. 6 is a right side elevation view thereof;
FIG. 7 is an enlarged top plan view thereof; and,
FIG. 8 is an enlarged bottom plan view thereof.

1 Claim, 5 Drawing Sheets



(56)

References Cited

U.S. PATENT DOCUMENTS

D599,403 S * 9/2009 Wang D19/48
D634,783 S * 3/2011 Papenfuss D19/51
D651,409 S * 1/2012 Papenfuss D4/121

D656,192 S 3/2012 Chen
D669,124 S * 10/2012 Jiang D19/41
D670,760 S * 11/2012 Papenfuss D19/43
D674,440 S * 1/2013 Papenfuss D19/43
D676,488 S * 2/2013 Casini D19/42

* cited by examiner

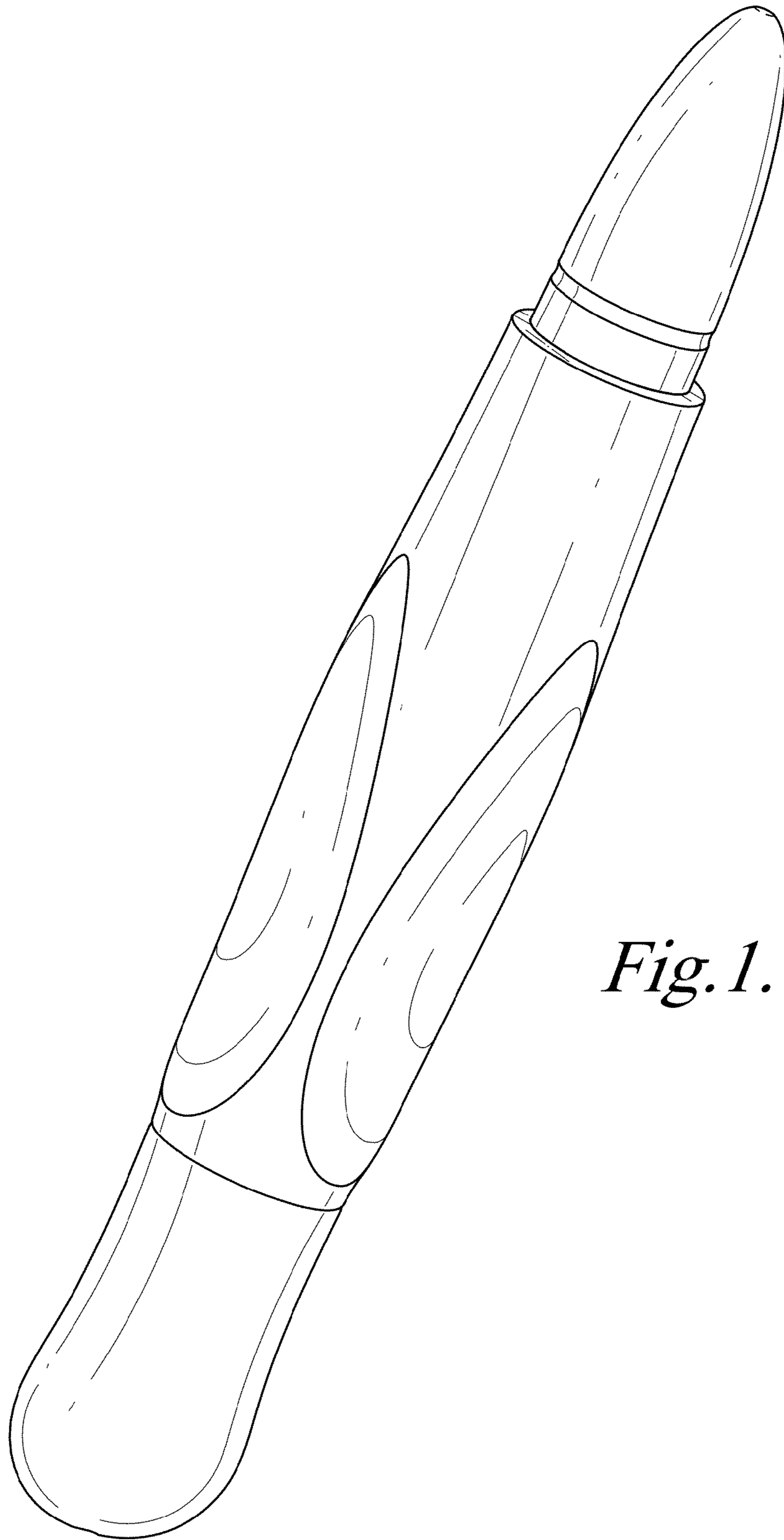


Fig. 1.

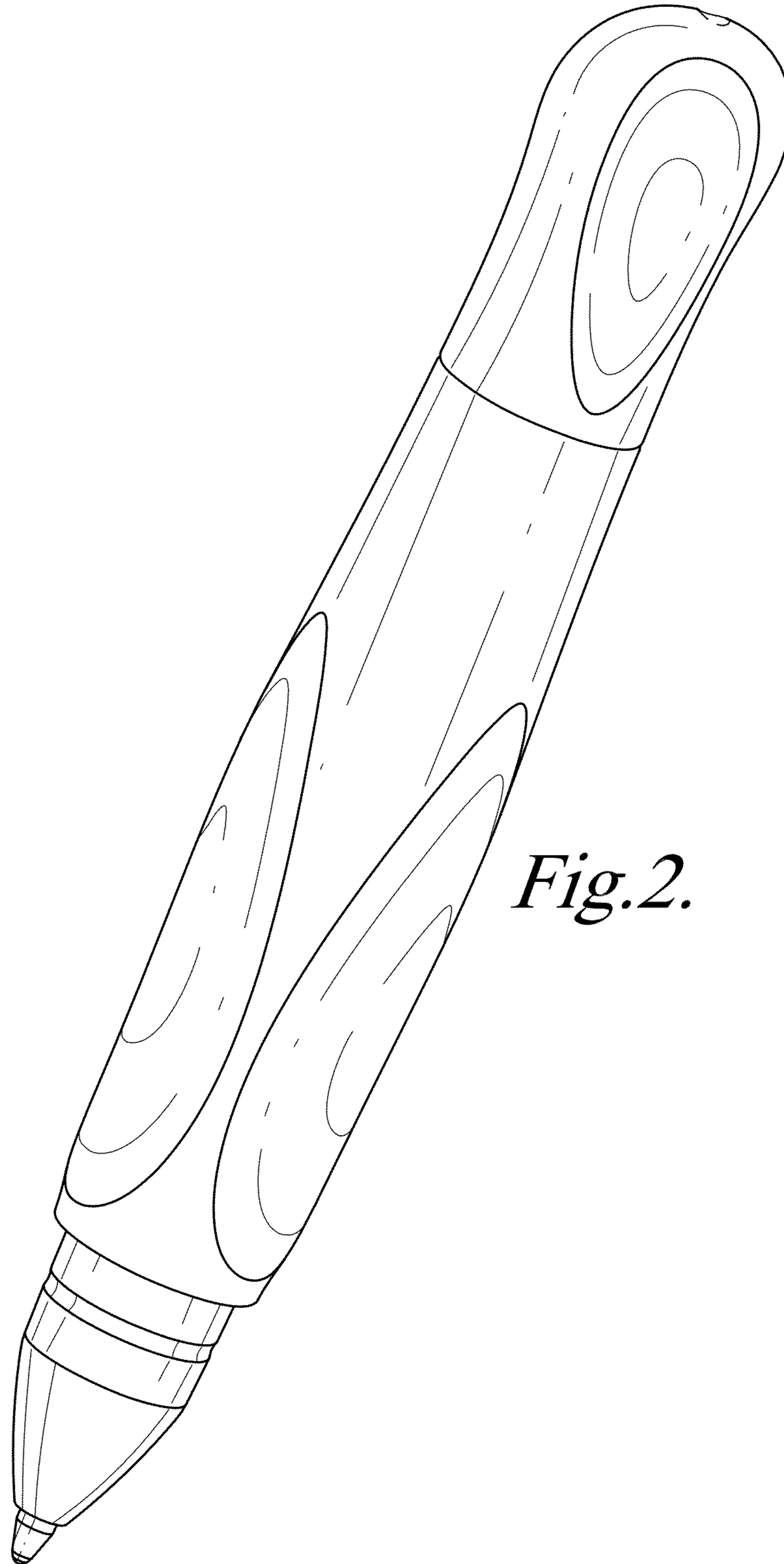


Fig. 2.

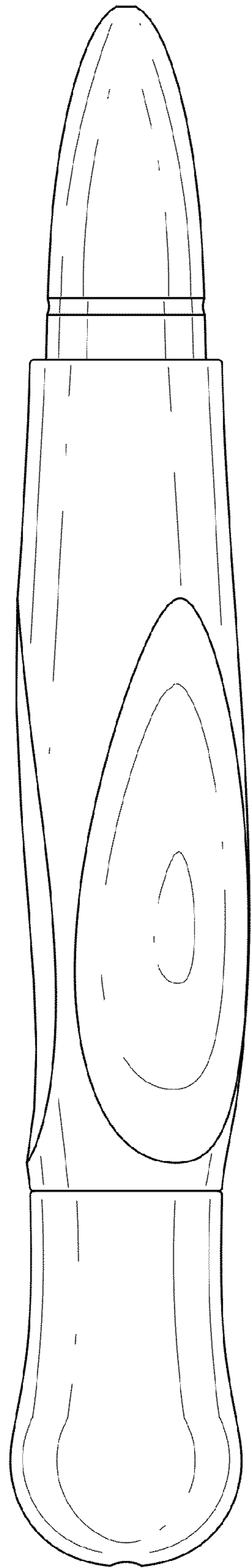


Fig.3.

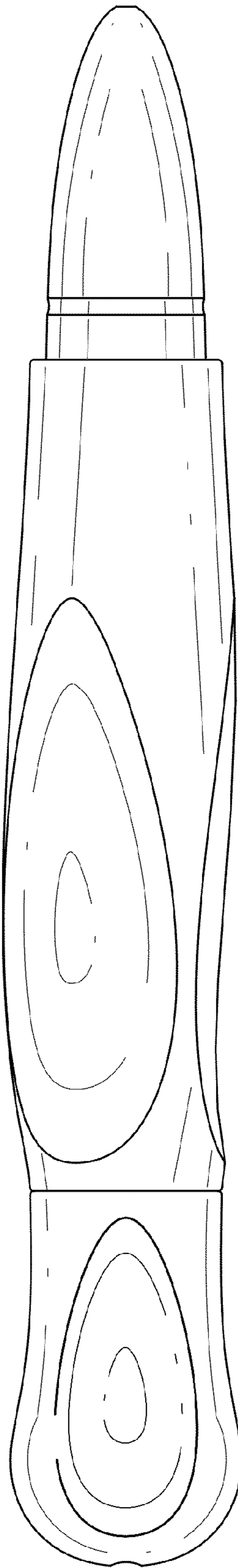


Fig.4.

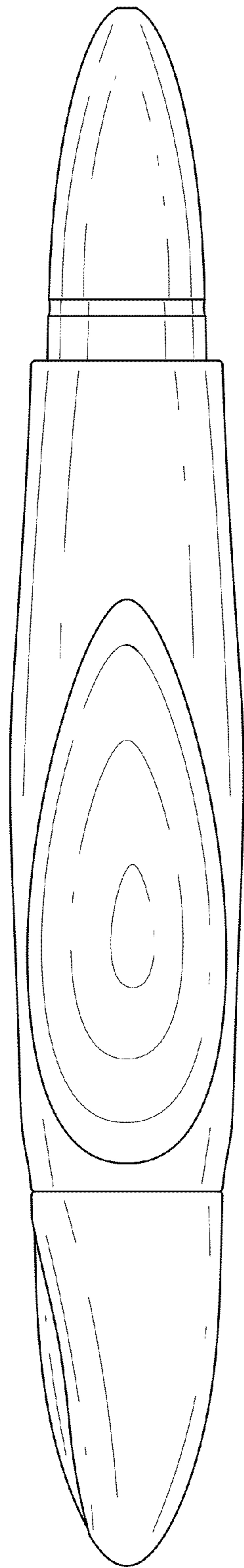


Fig. 5.

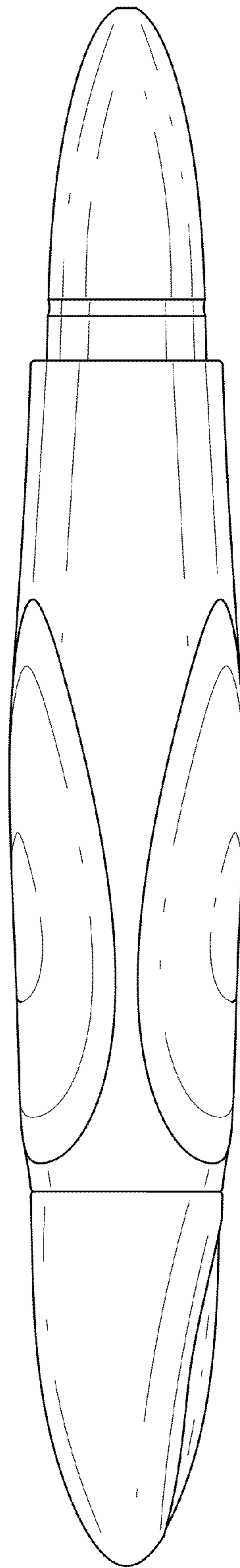


Fig. 6.

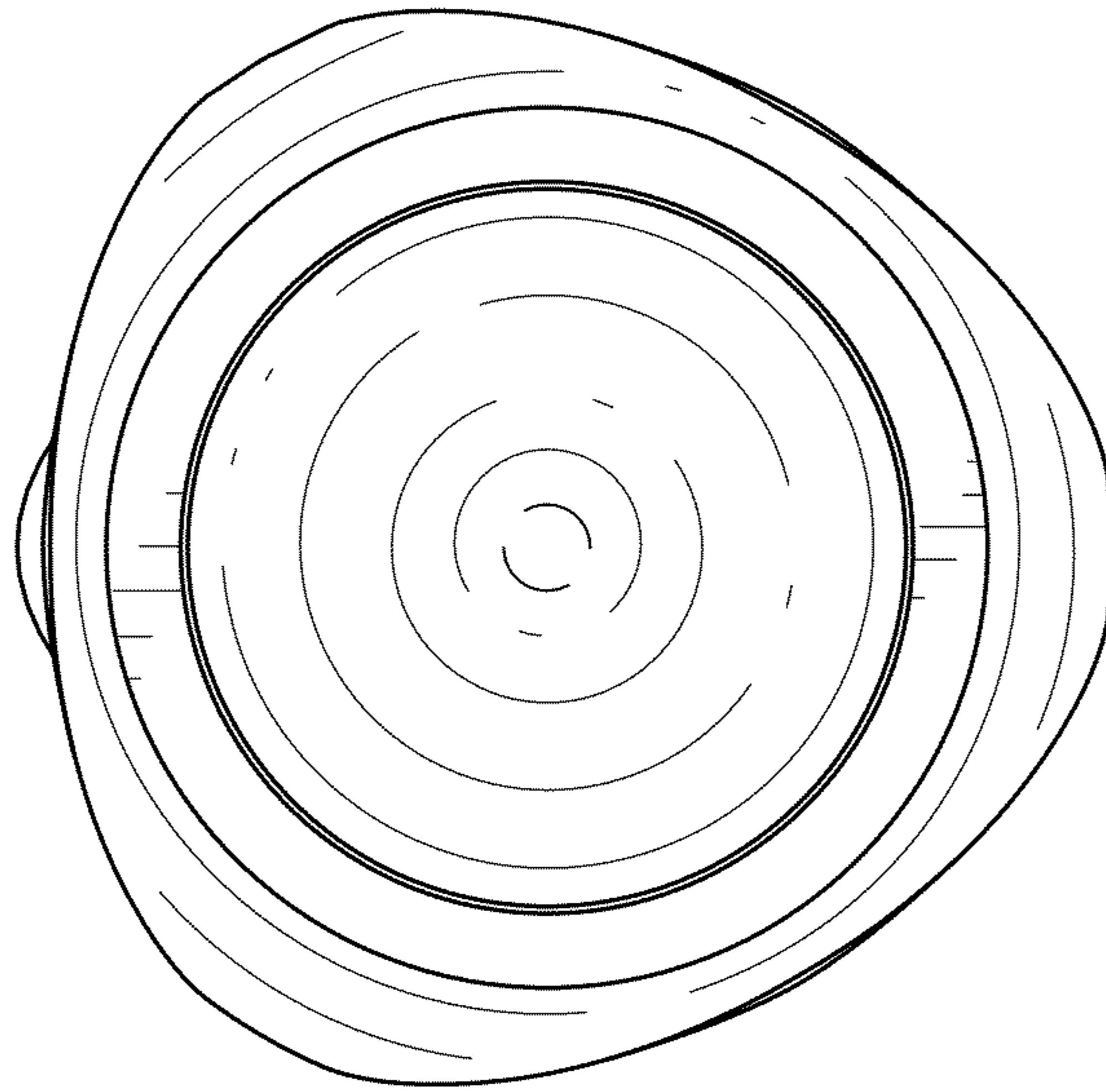


Fig. 7.

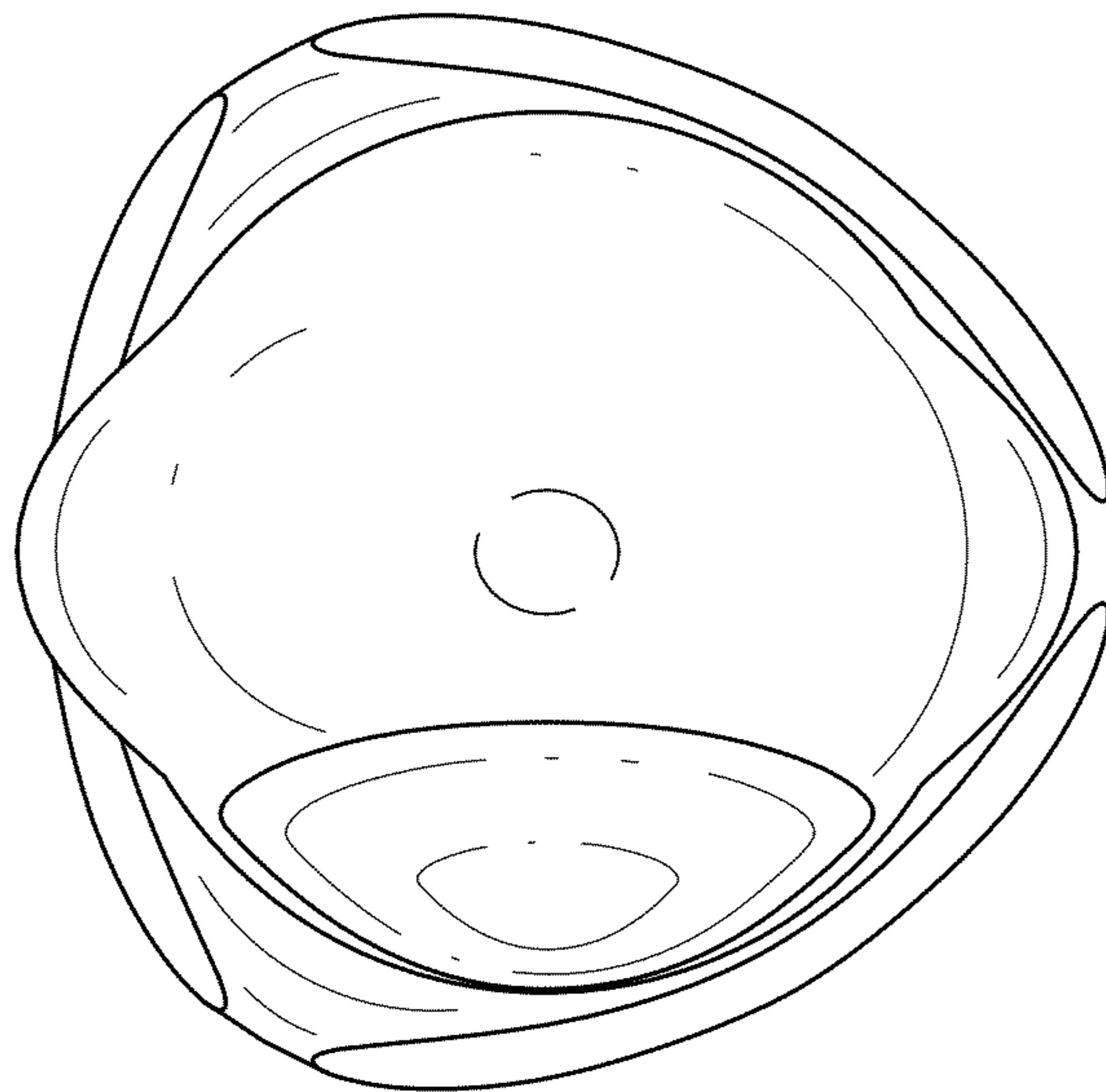


Fig. 8.