

US00D699286S

(12) **United States Design Patent**
Lovern et al.

(10) **Patent No.:** **US D699,286 S**
(45) **Date of Patent:** **** *Feb. 11, 2014**

(54) **UNIFORM SCRAPBOOK**

D656,190 S * 3/2012 Gordon D19/28
D656,191 S * 3/2012 Gordon D19/28
8,322,526 B2 * 12/2012 Kim 206/278

(76) Inventors: **Heather T. Lovern**, Lilburn, GA (US);
Charles B. Lovern, Lilburn, GA (US)

* cited by examiner

(*) Notice: This patent is subject to a terminal disclaimer.

Primary Examiner — T. Chase Nelson
Assistant Examiner — Kathleen M Sims
(74) *Attorney, Agent, or Firm* — Lynda Kouroupis

(**) Term: **14 Years**

(57) **CLAIM**

(21) Appl. No.: **29/423,623**

The ornamental design for a uniform scrapbook, as shown and described.

(22) Filed: **Jun. 3, 2012**

DESCRIPTION

(51) **LOC (10) Cl.** **19-04**

(52) **U.S. Cl.**

USPC **D19/28**

(58) **Field of Classification Search**

USPC D19/26–28; D2/739, 741, 840–842,
D2/844–845, 847, 849; 281/15.1, 19.1,
281/21.1, 22, 29, 38, 51; 283/63.1, 64;
402/3–4, 19, 31, 34–43, 73–75; 2/106,
2/115–116

See application file for complete search history.

FIG. 1 is a perspective view of our ornamental design for a uniform scrapbook.

FIG. 2 is a top plan view of the uniform scrapbook of FIG. 1. FIG. 3 is a bottom plan view of the uniform scrapbook of FIG. 1.

FIG. 4 is a left side elevation view of the uniform scrapbook of FIG. 1.

FIG. 5 is a right side elevation view of the uniform scrapbook of FIG. 1.

FIG. 6 is a rear elevation view of the uniform scrapbook of FIG. 1.

FIG. 7 is a front elevation view of the uniform scrapbook of FIG. 1; and,

FIG. 8 shows a perspective view of the uniform scrapbook of FIG. 1 in an open condition.

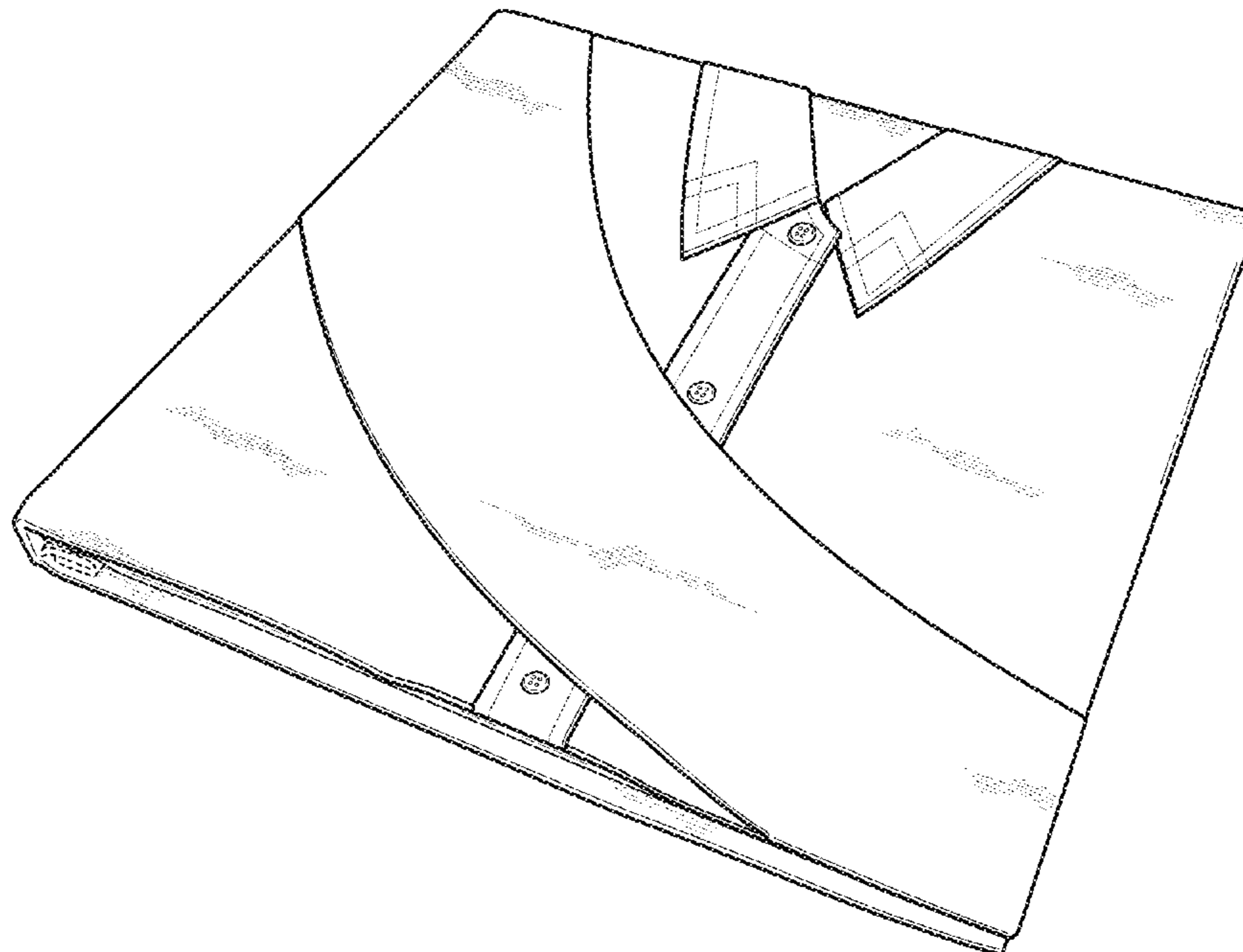
The broken line showing of external topstitching in FIGS. 1 and 2 is included for the purpose of showing conventional stitching of the uniform scrapbook and forms no part of the claimed design. The broken line showing of internal elements shown in the figures is for illustrative purposes only and forms no part of the claimed design.

(56) **References Cited**

U.S. PATENT DOCUMENTS

1,972,795	A	*	9/1934	Rieffannacht	2/67
2,527,242	A	*	10/1950	Clark	434/260
D227,619	S	*	7/1973	Osher	D19/27
D339,821	S	*	9/1993	Ohnishi	D19/26
D390,339	S	*	2/1998	Dipietro	D2/840
D393,656	S	*	4/1998	Bear et al.	D19/26
D530,367	S	*	10/2006	Payne et al.	D19/28
D574,722	S	*	8/2008	Kim	D9/721
D596,952	S	*	7/2009	Kim	D9/721
D629,460	S	*	12/2010	Lovern et al.	D19/26

1 Claim, 6 Drawing Sheets



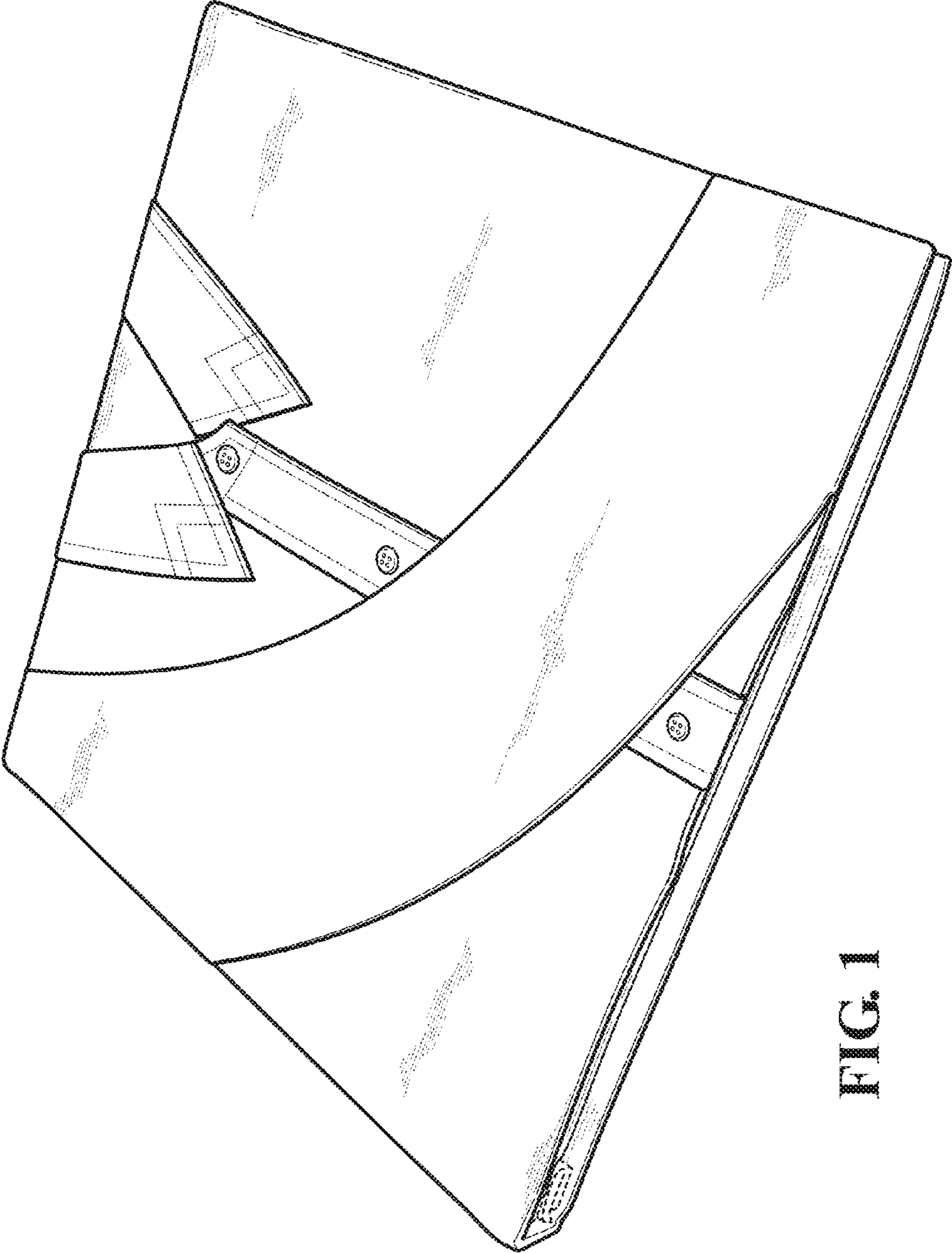


FIG. 1

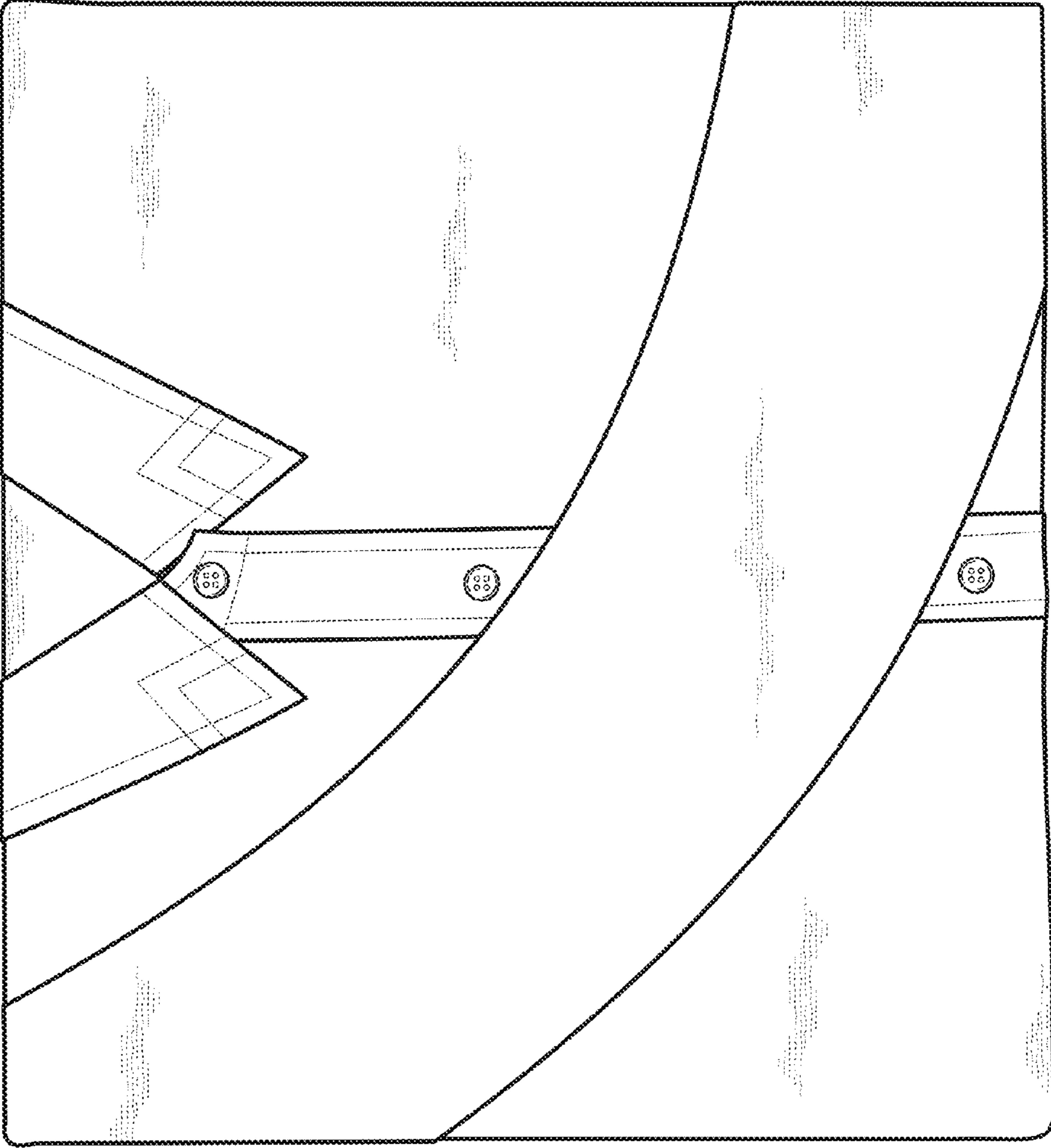


FIG. 2




FIG. 3

FIG. 4


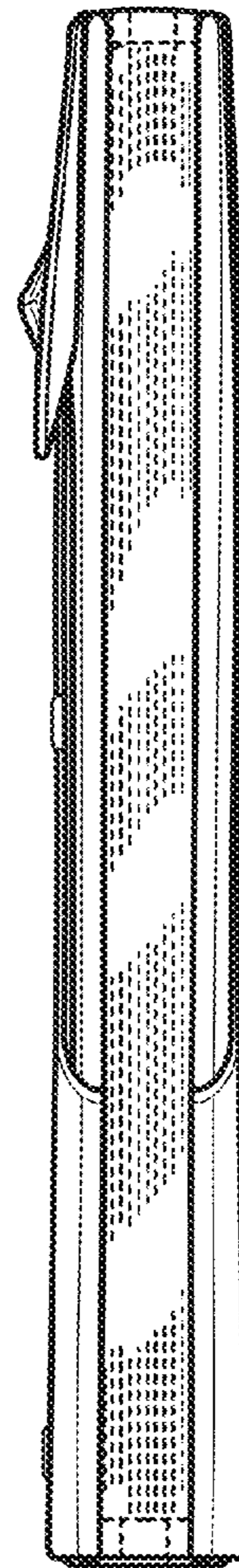


FIG. 5



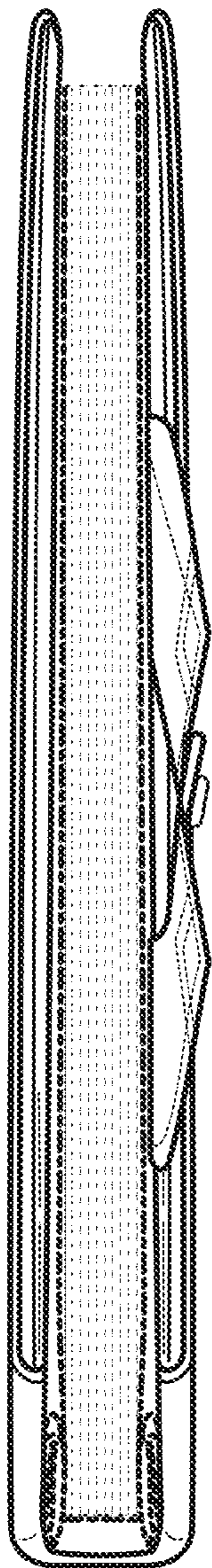


FIG. 6

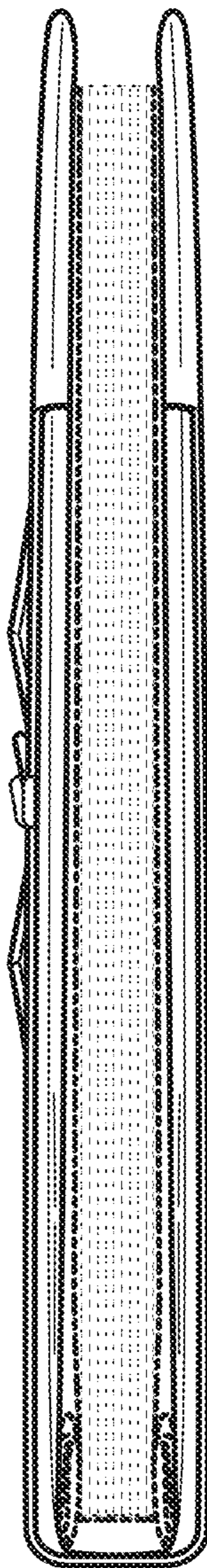


FIG. 7

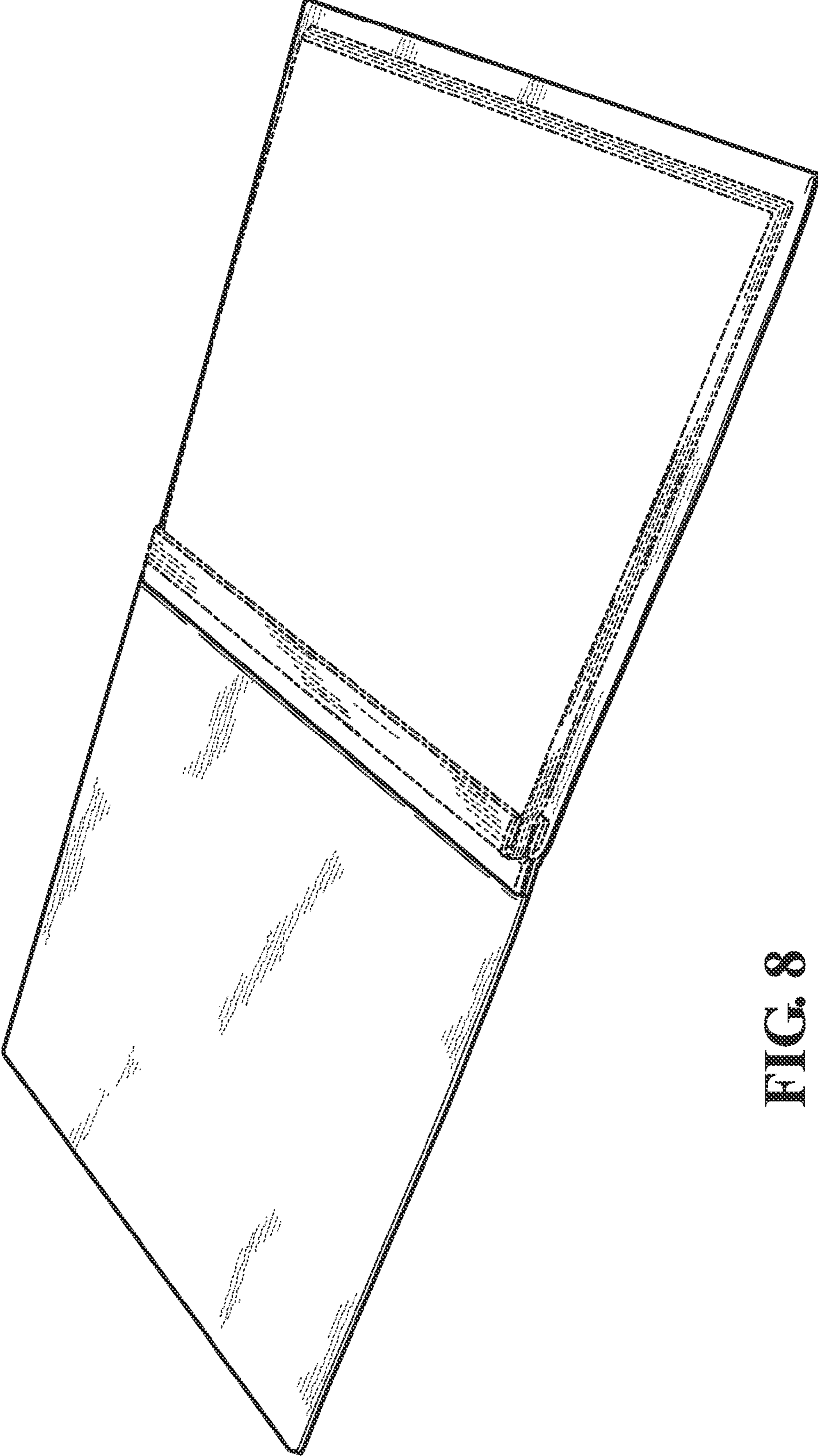


FIG. 8