

US00D699257S

(12) **United States Design Patent**  
**Yang et al.**

(10) **Patent No.:** **US D699,257 S**  
(45) **Date of Patent:** **\*\* Feb. 11, 2014**

(54) **DISPLAY SCREEN OR A PORTION THEREOF WITH A GRAPHICAL USER INTERFACE**

(74) *Attorney, Agent, or Firm* — NSIP Law

(75) Inventors: **Chang-Mo Yang**, Ansan-si (KR);  
**Dae-Won Kim**, Seoul (KR); **Jee-Yeun Wang**, Seoul (KR); **Chul-Ho Jang**, Seoul (KR)

(57) **CLAIM**

The ornamental design for a display screen or a portion thereof with a graphical user interface, as shown and described.

(73) Assignee: **Samsung Electronics Co., Ltd.**, Suwon-si (KR)

(\*\*) Term: **14 Years**

**DESCRIPTION**

(21) Appl. No.: **29/421,491**

The patent or application file contains at least one drawing executed in color. Copies of this patent or patent application publication with color drawing(s) will be provided by the Office upon request and payment of the necessary fee.

(22) Filed: **Jul. 31, 2012**

(30) **Foreign Application Priority Data**

Feb. 24, 2012 (KR) ..... 30-2012-0008862

(51) **LOC (10) CL.** ..... **14-04**

(52) **U.S. CL.**  
USPC ..... **D14/486**

(58) **Field of Classification Search**  
USPC ..... D14/485-498; D12/175, 176; 715/763, 715/837, 771, 797, 848, 748, 205; 709/217, 709/218

See application file for complete search history.

FIG. 1 is a front view of a first image in a sequence for a display screen or a portion thereof with a graphical user interface, showing my new design;

FIG. 2 is a front view of a second image thereof;

FIG. 3 is a front view of a third image thereof;

FIG. 4 is a front view of a fourth image thereof;

FIG. 5 is a front view of a fifth image thereof;

FIG. 6 is a front view of a sixth image thereof; and,

FIG. 7 is a front view of a seventh image thereof.

The appearance of the transitional image sequentially transitions between the images shown in FIGS. 1 through 7. The subject matter of this patent includes a process or period in which an image changes into another image. This process or period forms no part of the claimed design. Applicant reserves the right to claim ornamental design for an individual image, that is, for a display screen or a portion thereof with a graphical user interface, as shown in FIGS. 1, 2, 3, 4, 5, 6, or 7.

The broken line drawing of the portion of the display screen and text/words shown in FIGS. 1 through 7 are for illustrative purposes only and form no part of the claimed design.

(56) **References Cited**


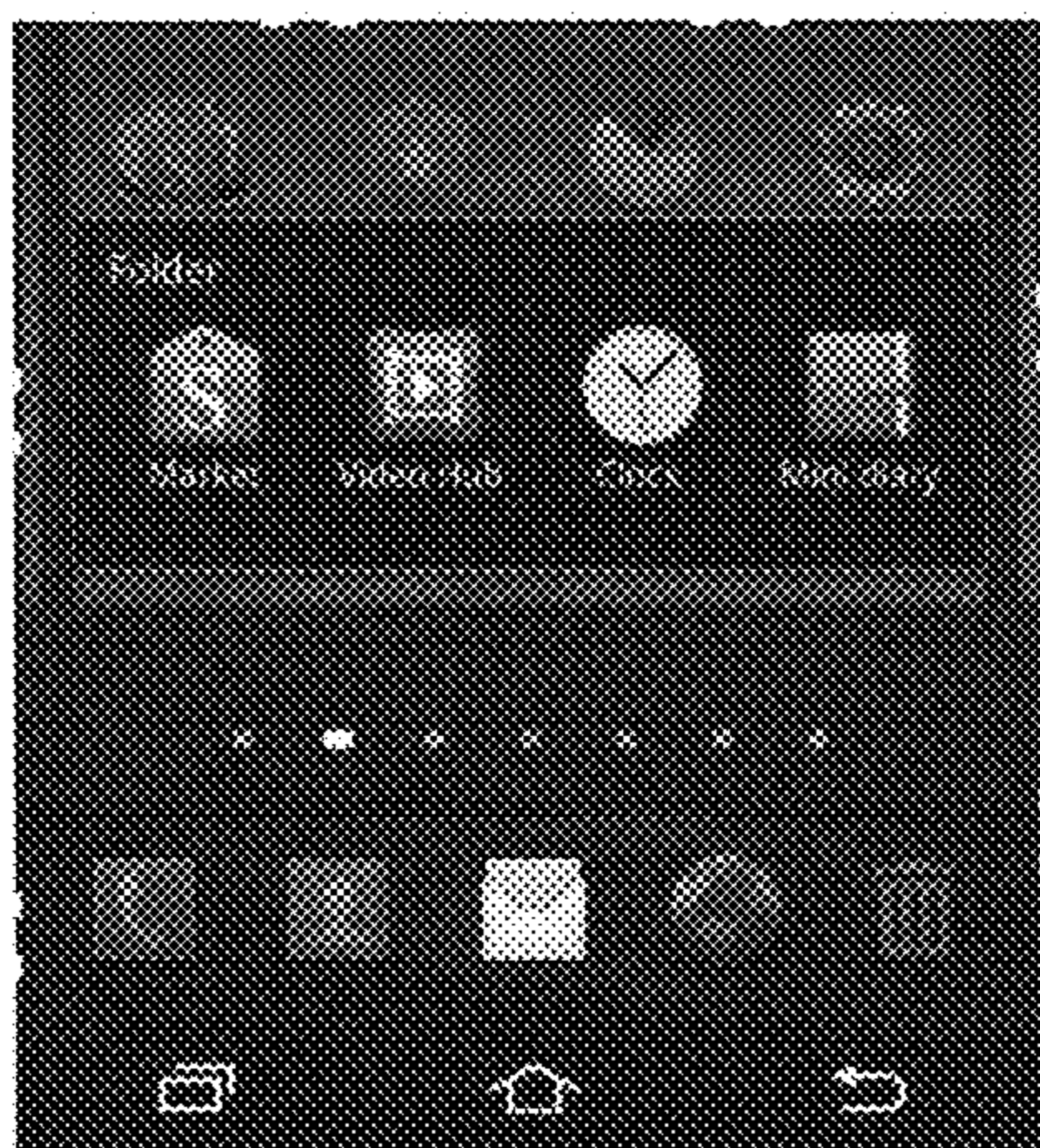
**U.S. PATENT DOCUMENTS**

D523,442	S	*	6/2006	Hiramatsu	.....	D14/488
D544,494	S	*	6/2007	Cummins	.....	D14/486
7,411,582	B2	*	8/2008	Toepke et al.	.....	345/173
D587,277	S	*	2/2009	Park et al.	.....	D14/485
D593,578	S	*	6/2009	Ball et al.	.....	D14/488
D594,026	S	*	6/2009	Ball et al.	.....	D14/488
D597,101	S	*	7/2009	Chaudhri et al.	.....	D14/488
D604,305	S	*	11/2009	Anzures et al.	.....	D14/486

(Continued)

*Primary Examiner* — Kevin Rudzinski

**1 Claim, 7 Drawing Sheets**  
**(7 of 7 Drawing Sheet(s) Filed in Color)**



(56)

**References Cited**

U.S. PATENT DOCUMENTS

D617,334 S *	6/2010	Chaudhri .....	D14/486	D663,312 S *	7/2012	David et al. ....	D14/487
D621,415 S *	8/2010	Umezawa .....	D14/492	D664,550 S *	7/2012	Lee et al. ....	D14/485
D628,582 S *	12/2010	Kurozumi et al. ....	D14/488	D665,395 S *	8/2012	Lee et al. ....	D14/485
D641,372 S *	7/2011	Gardner et al. ....	D14/486	D668,667 S *	10/2012	Song et al. ....	D14/486
D644,239 S *	8/2011	Anzures et al. ....	D14/486	D673,168 S *	12/2012	Frijlink et al. ....	D14/487
D644,240 S *	8/2011	Arnold et al. ....	D14/487	D673,580 S *	1/2013	Doerr .....	D14/489
D646,695 S *	10/2011	Hoggarth et al. ....	D14/488	D673,971 S *	1/2013	McManigal .....	D14/486
D660,862 S *	5/2012	Anzures et al. ....	D14/486	D674,811 S *	1/2013	McManigal .....	D14/486
				D680,125 S *	4/2013	Chaudhri et al. ....	D14/486
				2010/0185989 A1 *	7/2010	Shiplacoff et al. ....	715/856
				2012/0036459 A1 *	2/2012	Pei et al. ....	715/765

\* cited by examiner

FIG.1

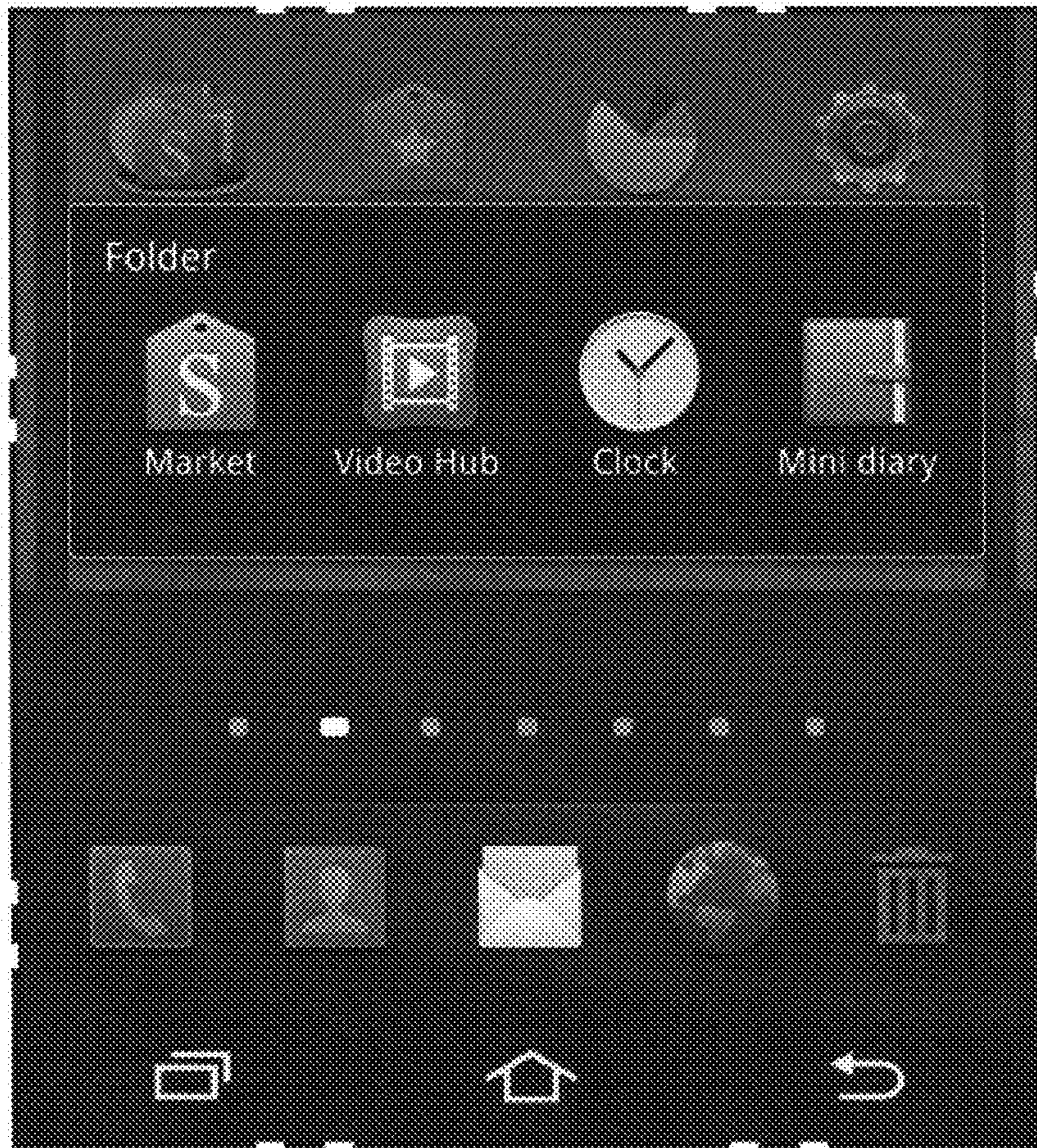


FIG.2

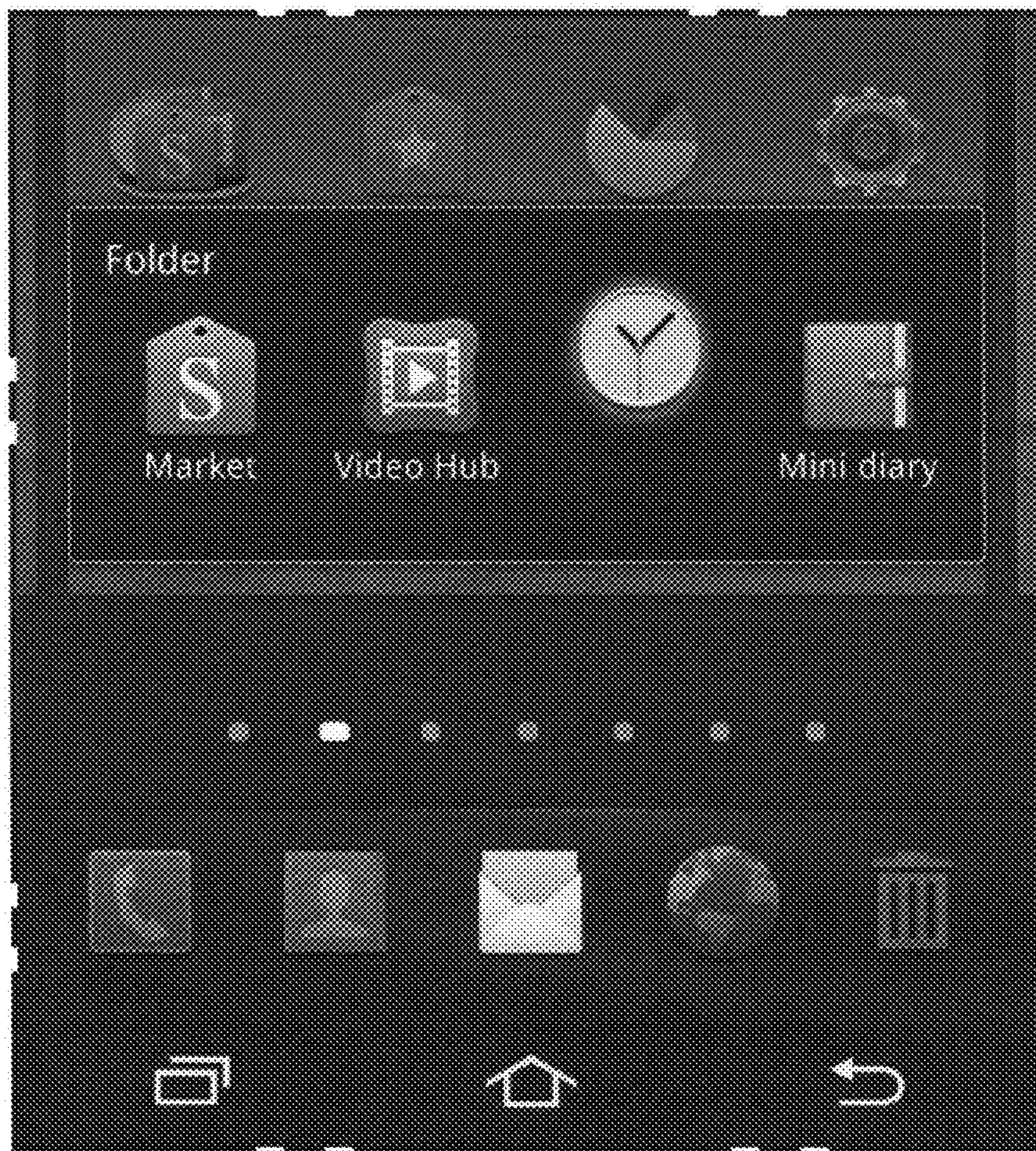


FIG.3




FIG. 4




FIG.5




FIG. 6

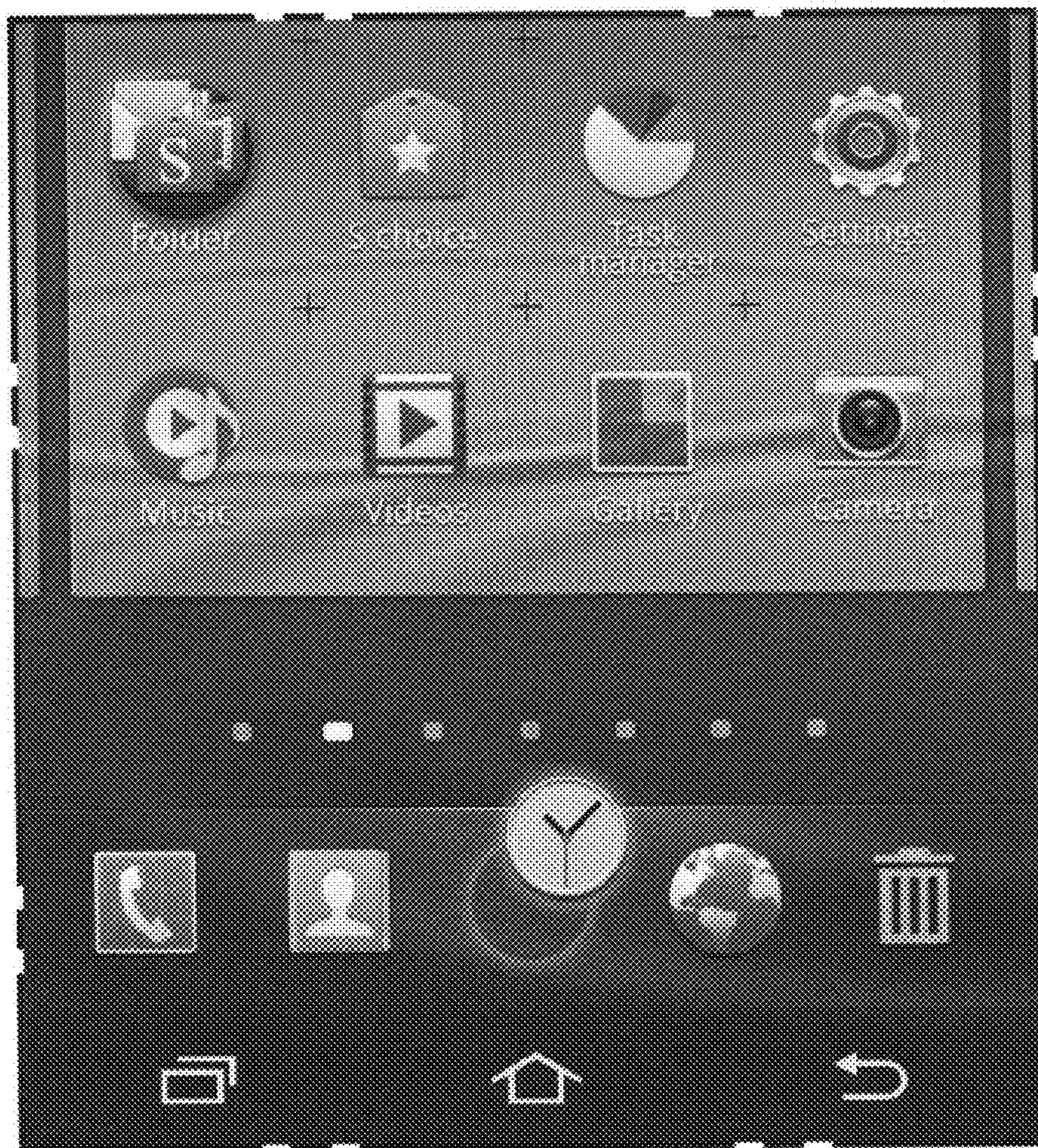




FIG. 7

