



US00D699237S

(12) **United States Design Patent**  
**Yueh**

(10) **Patent No.:** **US D699,237 S**  
(45) **Date of Patent:** **\*\* Feb. 11, 2014**

(54) **PROTECTIVE COVER**

(71) Applicant: **Hannspree, Inc.**, New Taipei (TW)

(72) Inventor: **Chin-Huei Yueh**, Taipei (TW)

(73) Assignee: **Hannspree, Inc.**, New Taipei (TW)

(\*\*) Term: **14 Years**

(21) Appl. No.: **29/447,618**

(22) Filed: **Mar. 5, 2013**

(30) **Foreign Application Priority Data**

Nov. 9, 2012 (TW) ..... 101306599

(51) **LOC (10) Cl.** ..... **14-03**

(52) **U.S. Cl.**  
USPC ..... **D14/250**

(58) **Field of Classification Search**  
USPC ..... D14/250–253, 440, 203.3–203.7, 217,  
D14/496, 248, 238.1, 240, 447, 341–347,  
D14/444, 126, 129, 143, 176, 177, 189, 207,  
D14/220, 232, 371, 403, 448, 480.2, 492,  
D14/494, 508; D13/103, 107–108, 119;  
D3/201, 218, 247, 269, 273, 301, 303,  
D3/238; 248/309.1, 371, 176.3, 668;  
361/679.56, 679.3, 679.25, 816;  
379/426, 433.11, 455; 455/575.1,  
455/575.8; 206/305, 320; 320/108, 115;  
429/96; 220/4.02; 150/165; D6/304,  
D6/632, 634; D8/356; D19/42; D21/592,  
D21/597, 603, 654; D32/21, 43  
See application file for complete search history.

(56) **References Cited**

**U.S. PATENT DOCUMENTS**

D244,768 S \* 6/1977 Lacativo ..... D11/149  
D301,159 S \* 5/1989 Metzler ..... D21/654  
D401,799 S \* 12/1998 Rosenstadt et al. .... D6/598

D410,167 S \* 5/1999 Bear ..... D6/598  
D436,889 S \* 1/2001 Sheridan ..... D11/158  
D445,452 S \* 7/2001 Charlebois ..... D19/42  
D509,023 S \* 8/2005 Chen ..... D27/149  
D513,614 S \* 1/2006 Tsao ..... D14/371  
D536,751 S \* 2/2007 Boutin ..... D21/654  
D539,365 S \* 3/2007 Weiser ..... D21/654  
7,384,324 B2 \* 6/2008 Fullmer ..... 446/267  
D581,195 S \* 11/2008 Wen ..... D6/632  
D596,229 S \* 7/2009 van der Lande ..... D19/42  
D599,820 S \* 9/2009 Su et al. .... D14/496  
D599,821 S \* 9/2009 Tang ..... D14/496  
D603,913 S \* 11/2009 Kelly ..... D21/654  
D665,614 S \* 8/2012 Lee ..... D6/598  
D666,213 S \* 8/2012 Fahrberger et al. .... D14/496  
D686,608 S \* 7/2013 Yueh ..... D14/250  
2009/0297295 A1 \* 12/2009 Torn et al. .... 411/512

\* cited by examiner

*Primary Examiner* — Carla Jobe Wright

(74) *Attorney, Agent, or Firm* — Schmeiser, Olsen & Watts  
LLP



(57) **CLAIM**

The ornamental design for protective cover, as shown and described.

**DESCRIPTION**

FIG. 1 is a front perspective view of a protective cover showing the new design;  
FIG. 2 is a front elevational view thereof;  
FIG. 3 is a rear elevational view thereof;  
FIG. 4 is a left side elevational view thereof;  
FIG. 5 is a right side elevational view thereof;  
FIG. 6 is a top plan view thereof;  
FIG. 7 is a bottom plan view thereof; and,  
FIG. 8 is another perspective view thereof in a use state with a display device shown in broken lines inserted within the protective cover.  
The broken lines showing a device in FIG. 8 are for illustrative purposes and form no part of the claimed design.

**1 Claim, 8 Drawing Sheets**






FIG. 1




FIG.2




FIG.3

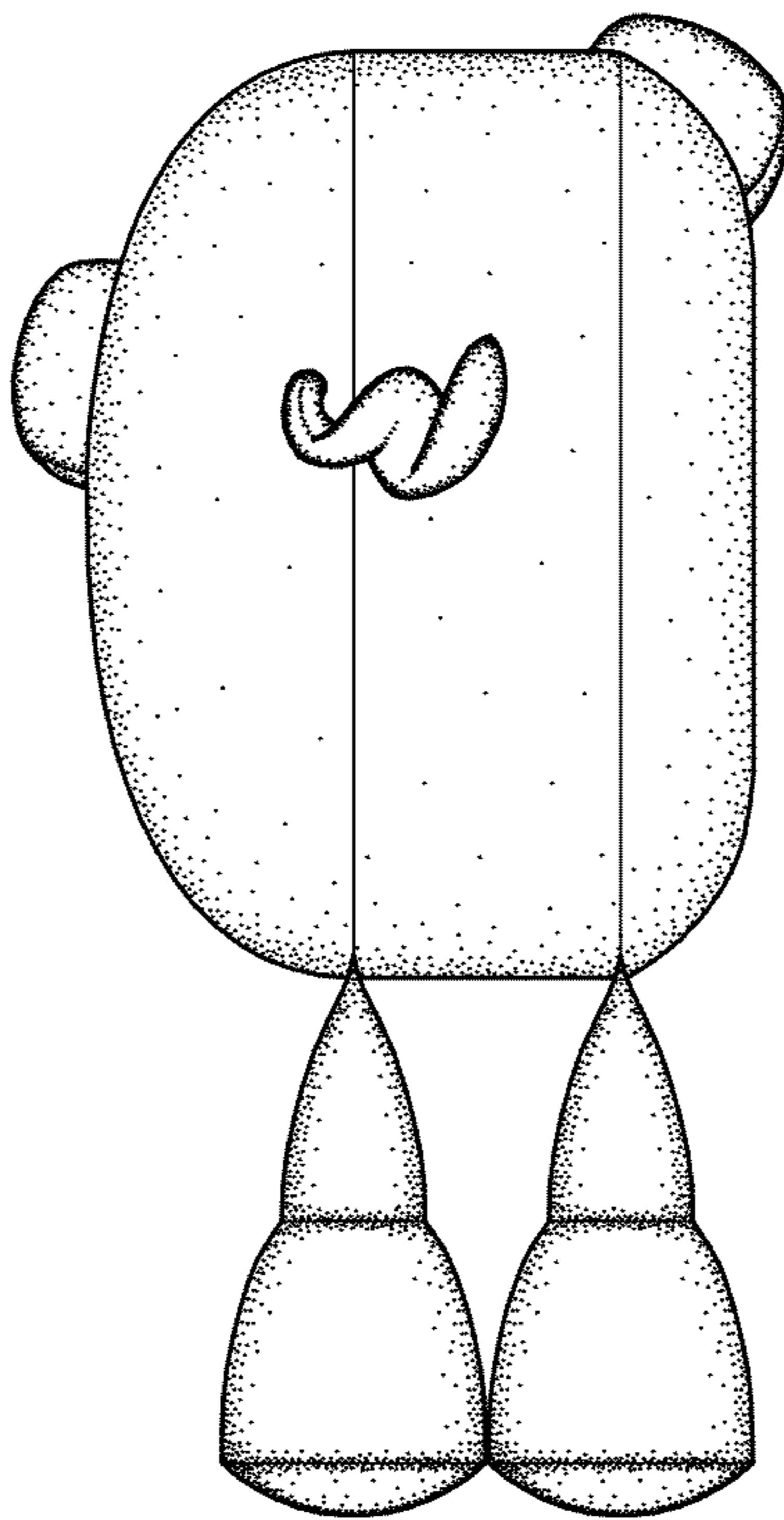


FIG.4



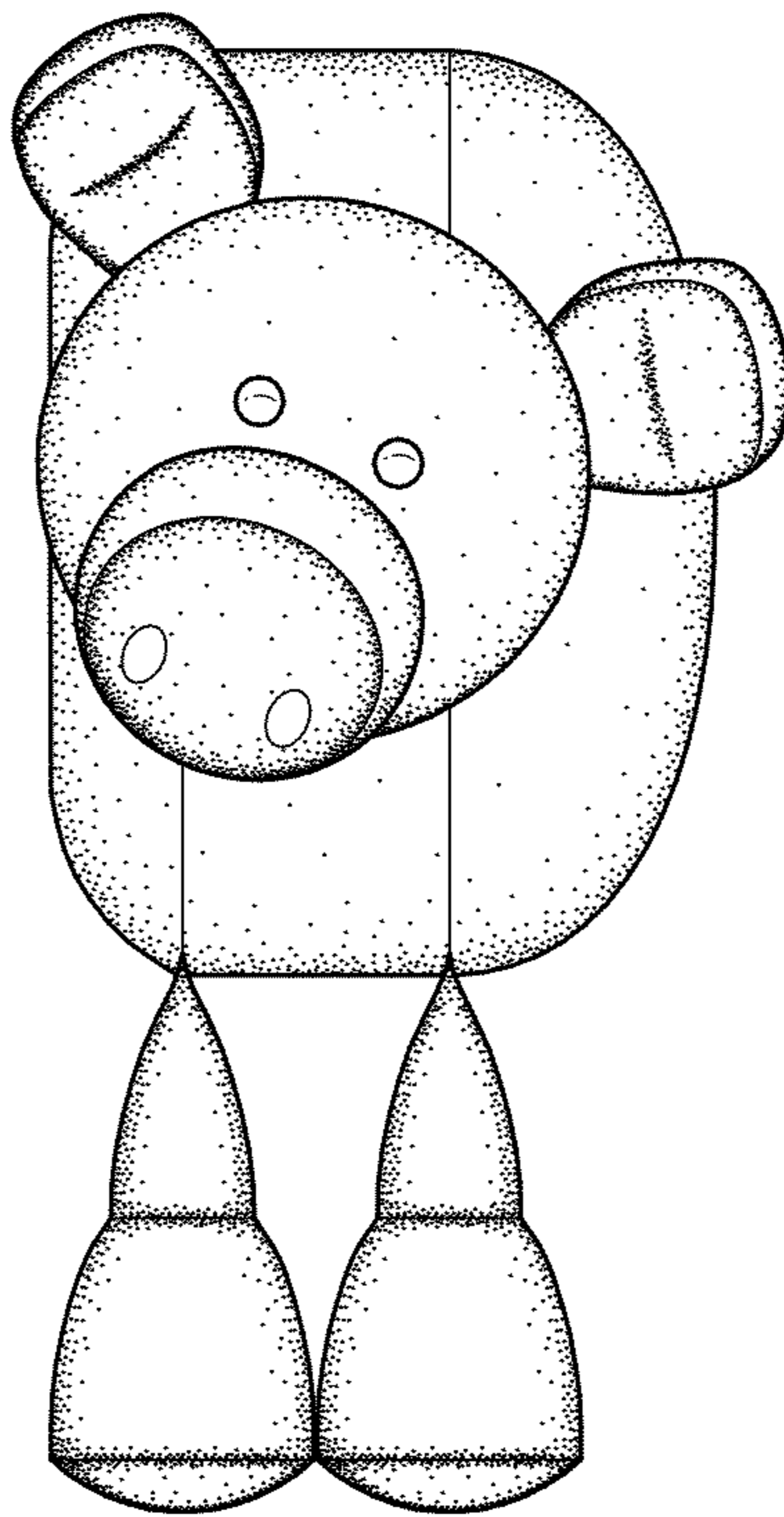


FIG.5

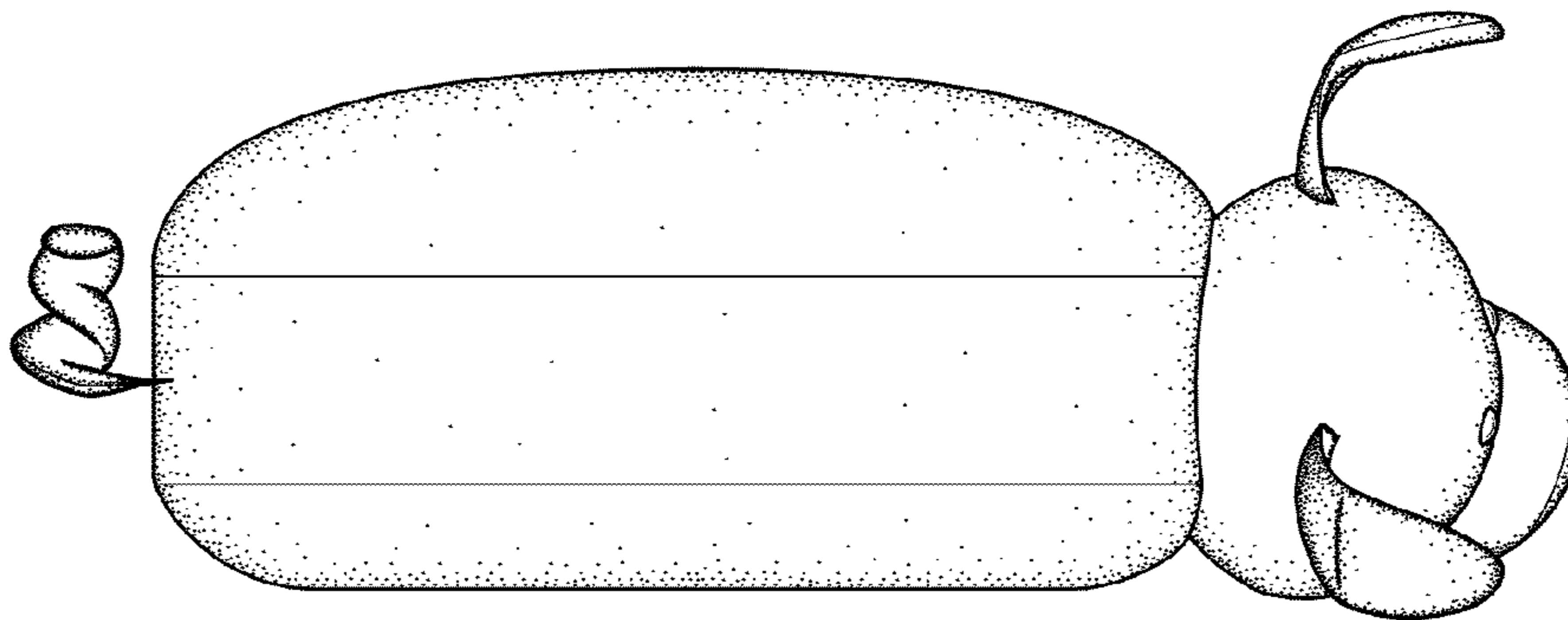


FIG.6

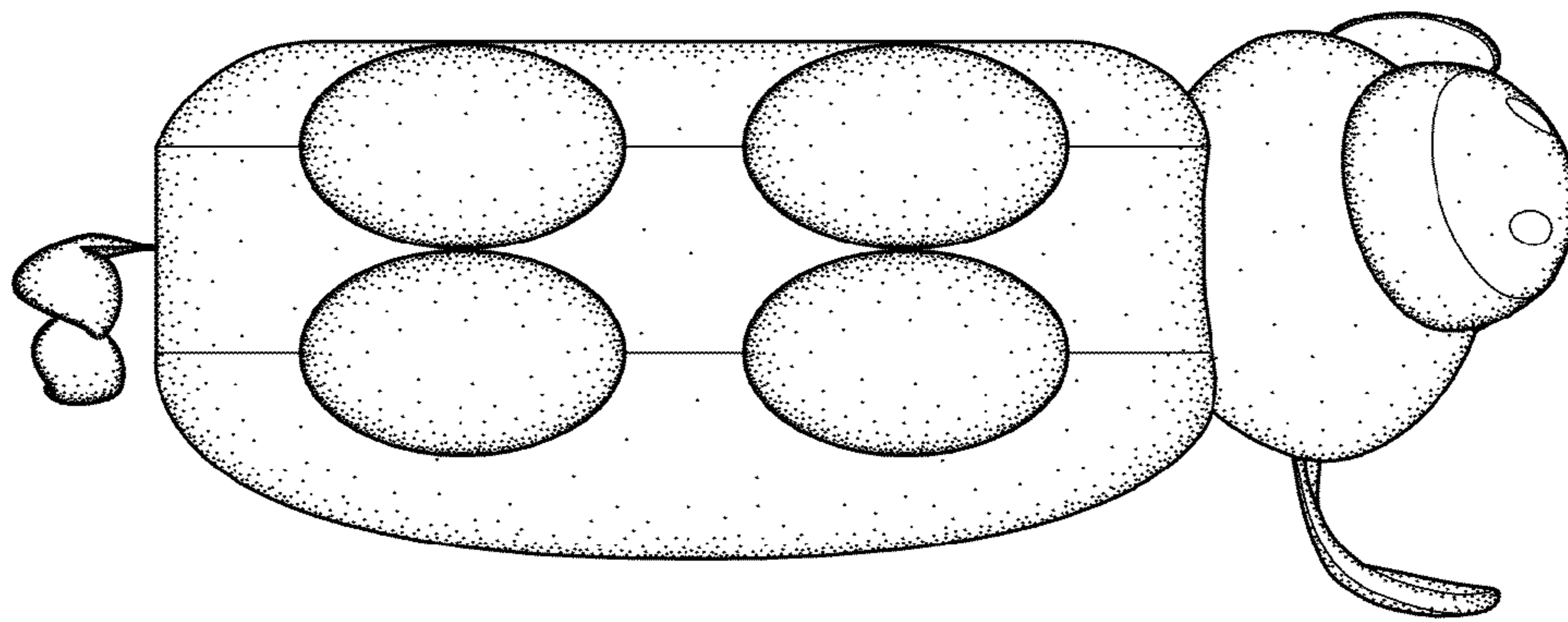


FIG. 7






FIG.8