

US00D699227S

(12) **United States Design Patent**
Erickson

(10) **Patent No.:** **US D699,227 S**

(45) **Date of Patent:** **** Feb. 11, 2014**

(54) **DECORATIVE MICROPHONE**

(71) Applicant: **Peter J Erickson**, New York, NY (US)

(72) Inventor: **Peter J Erickson**, New York, NY (US)

(**) Term: **14 Years**

(21) Appl. No.: **29/443,730**

(22) Filed: **Jan. 22, 2013**

(51) **LOC (10) Cl.** **14-01**

(52) **U.S. Cl.**
USPC **D14/225**

(58) **Field of Classification Search**
USPC D14/496-497, 140.2-141.1, 149, 188,
D14/191-192, 203.1, 203.3, 203.6,
D14/205-206, 209, 217-218, 238.1, 240,
D14/248-249, 251, 255; 455/575.2, 569.1;
379/176, 167, 156, 155; D20/19;
D10/116.1

See application file for complete search history.

(56) **References Cited**

U.S. PATENT DOCUMENTS

2,131,593	A *	9/1938	Marshall	181/148
D154,781	S *	8/1949	Karstadt	D14/225
D185,712	S *	7/1959	Kamp	D14/225
D397,119	S	8/1998	Okon et al.	
D407,163	S *	3/1999	Berkowitz	D26/4
D451,625	S *	12/2001	Sehl	D26/99
D459,213	S *	6/2002	Buboltz et al.	D9/626
D460,572	S *	7/2002	Lee	D26/26
D463,219	S *	9/2002	Tsai	D7/620
D485,633	S *	1/2004	Krumholz	D26/47
D552,294	S	10/2007	Lin	
D557,687	S	12/2007	Eisenbraun	
D576,935	S *	9/2008	Kerr	D12/194
D583,086	S *	12/2008	van der Lande	D26/47
D589,029	S *	3/2009	Lee	D14/207
D589,360	S *	3/2009	Alexander	D9/626
D605,541	S *	12/2009	Hu	D10/114.1
D610,549	S *	2/2010	Baker	D13/154
D613,450	S *	4/2010	Chaoui	D27/165

D621,092	S *	8/2010	Chaoui	D27/162
D624,457	S *	9/2010	McCullough	D12/114
D625,546	S *	10/2010	Henry et al.	D7/354
D649,916	S *	12/2011	McCullough	D12/114
D656,206	S *	3/2012	Lutz et al.	D21/682
D675,407	S *	2/2013	Klinge	D2/919
D689,770	S *	9/2013	Leon Fernandez	D9/441

OTHER PUBLICATIONS

<http://sontakeart.en.hisupplier.com/product-1140637-silver-color-halloween-glitter-microphone.html>, printed from the web on Jan. 6, 2013.

(Continued)

Primary Examiner — Prabhakar Deshmukh

Assistant Examiner — Holly E Thurman

(74) *Attorney, Agent, or Firm* — Lippincott Burnett LLP;
Paul Burnett

(57) **CLAIM**

The ornamental design for a decorative microphone, as shown and described.

DESCRIPTION

FIG. 1 is a perspective view of a decorative microphone showing my new design;

FIG. 2 is a front view thereof;

FIG. 3 is a rear view thereof;

FIG. 4 is a left-side view thereof;


FIG. 5 is a right-side view thereof;

FIG. 6 is a top view thereof; and,

FIG. 7 is a bottom view thereof.

The design is directed to the ornamentation applied to the decorative microphone. The hinge and fastener (depicted as a hinge, coupled using a screw, bolt, nut and washers), and the covering of the internal mechanism for the decorative microphone (depicted as broken lines within the openings on the sides and back of the decorative microphone) are shown in broken lines. The broken lines form no part of the claimed design.

1 Claim, 6 Drawing Sheets



(56)

References Cited

OTHER PUBLICATIONS

<http://www.blabbermouth.net/reviewpics/fivefinger3.jpg>, printed from the web on Jan. 6, 2013.

<http://www.bornrich.com/entry/kylie-minogues-diamond-encrusted-skull-microphone>, printed from the web on Jan. 6, 2013.

<http://filmodesign.spreadshirt.com/men-s-heavyweight-t-shirt-A5421681/customize/color/1>, printed from the web on Jan. 6, 2013.

<http://www.labeshops.com/image/cache/data/Alchemy/ulp28-lets-rock-pewter-necklace-800x800.jpg>, printed from the web on Jan. 6, 2013.

* cited by examiner




FIG. 1

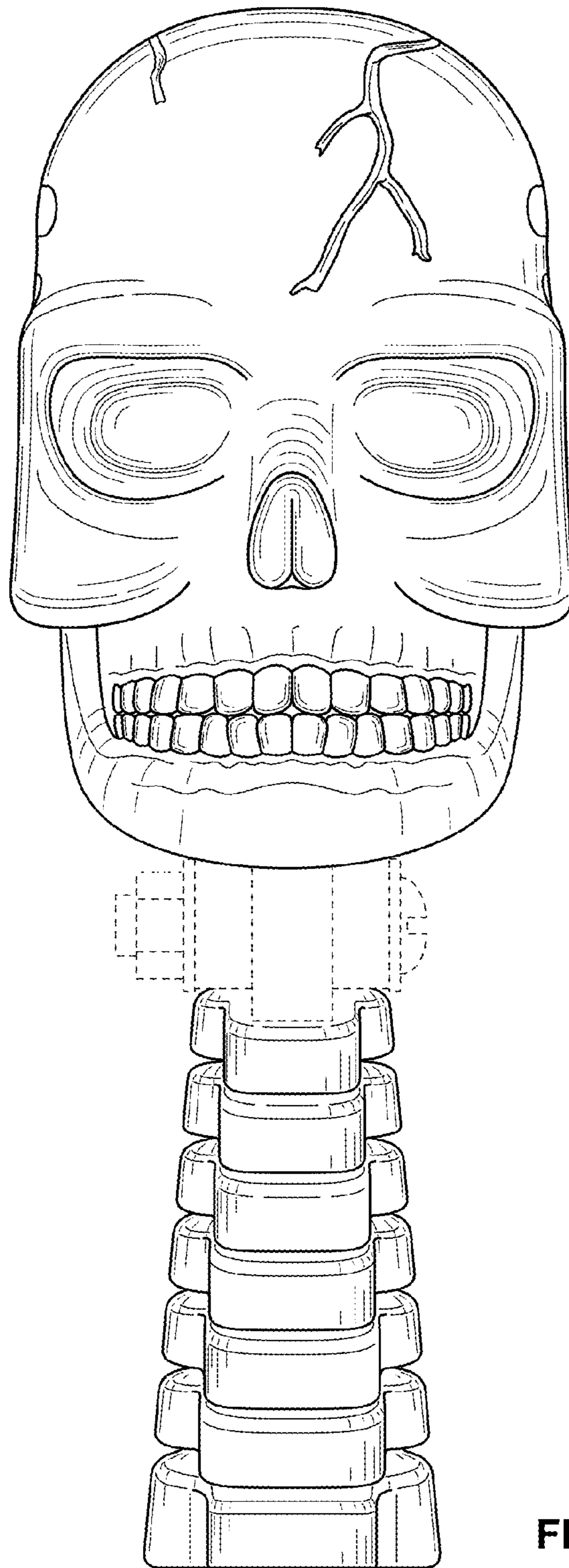


FIG. 2

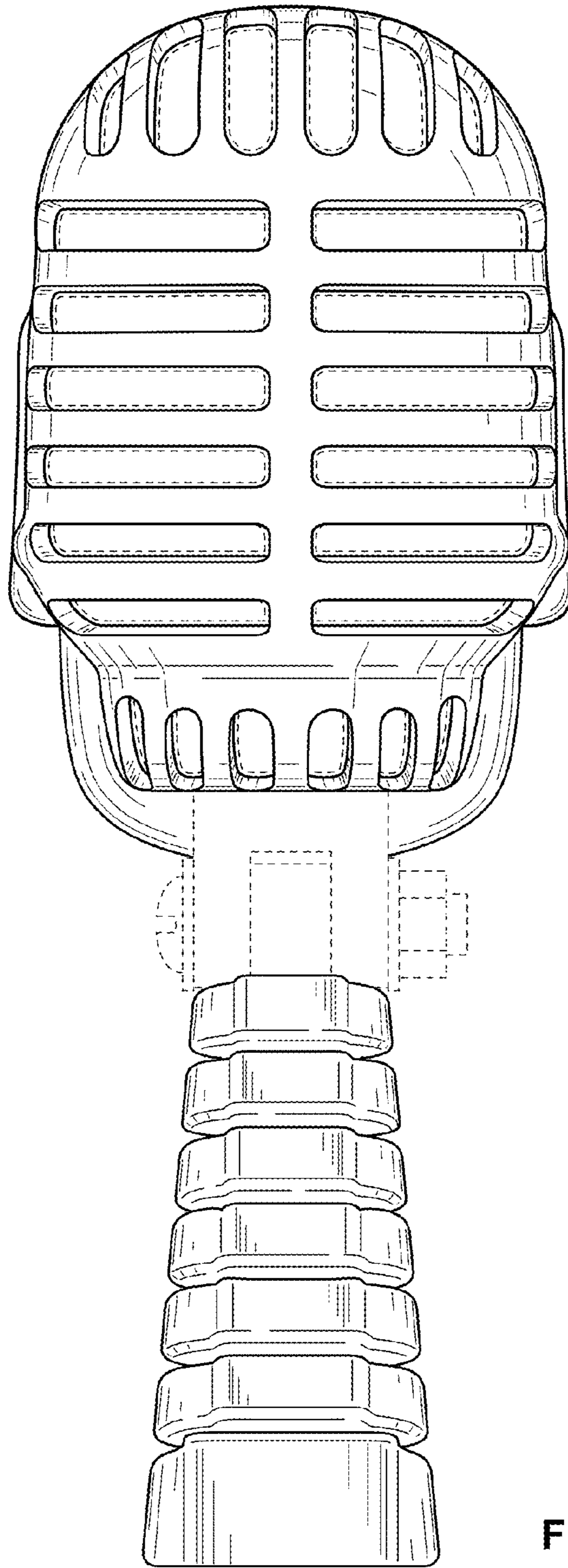


FIG. 3

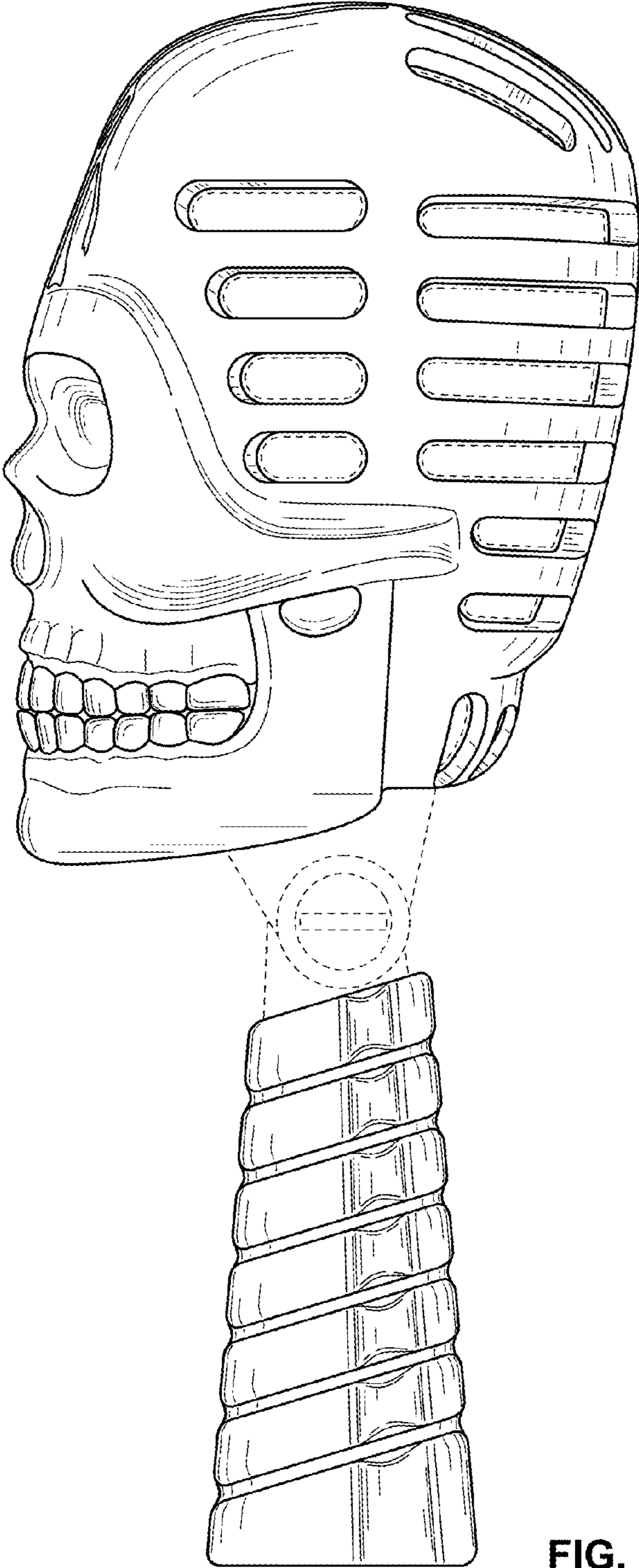


FIG. 4

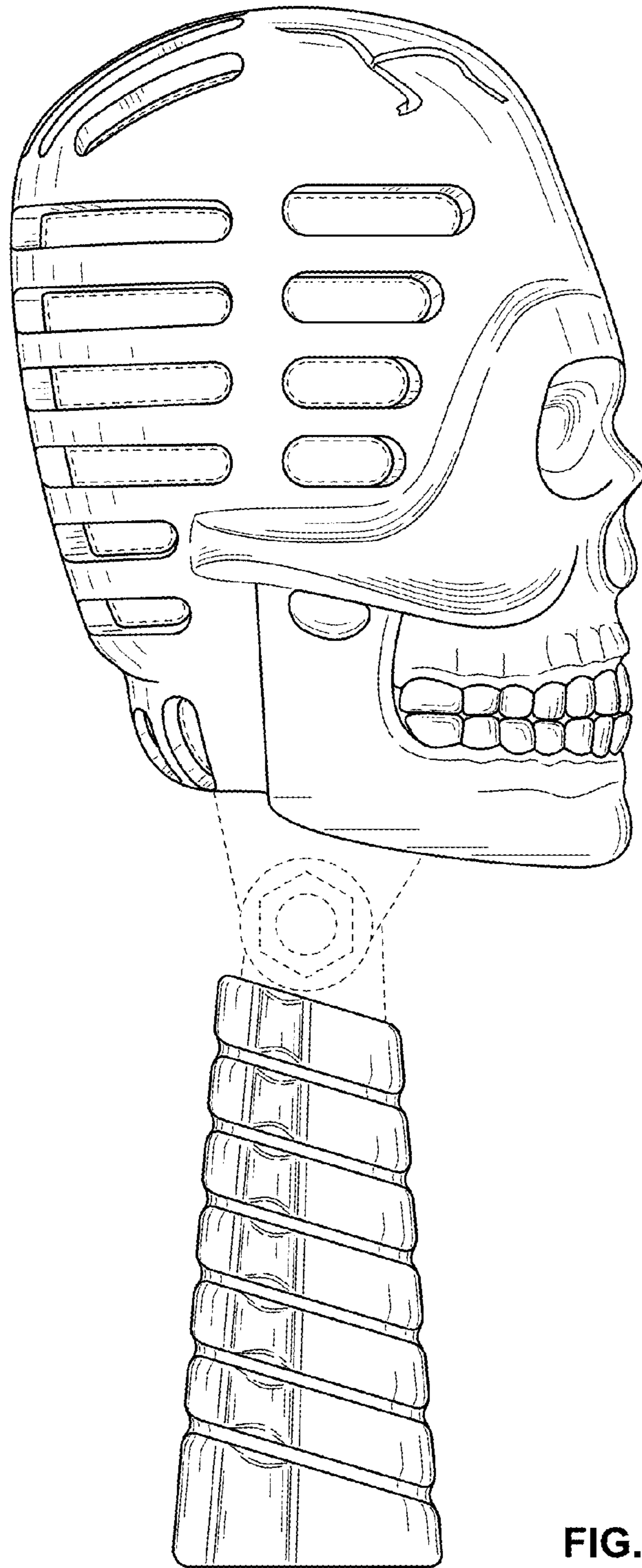


FIG. 5

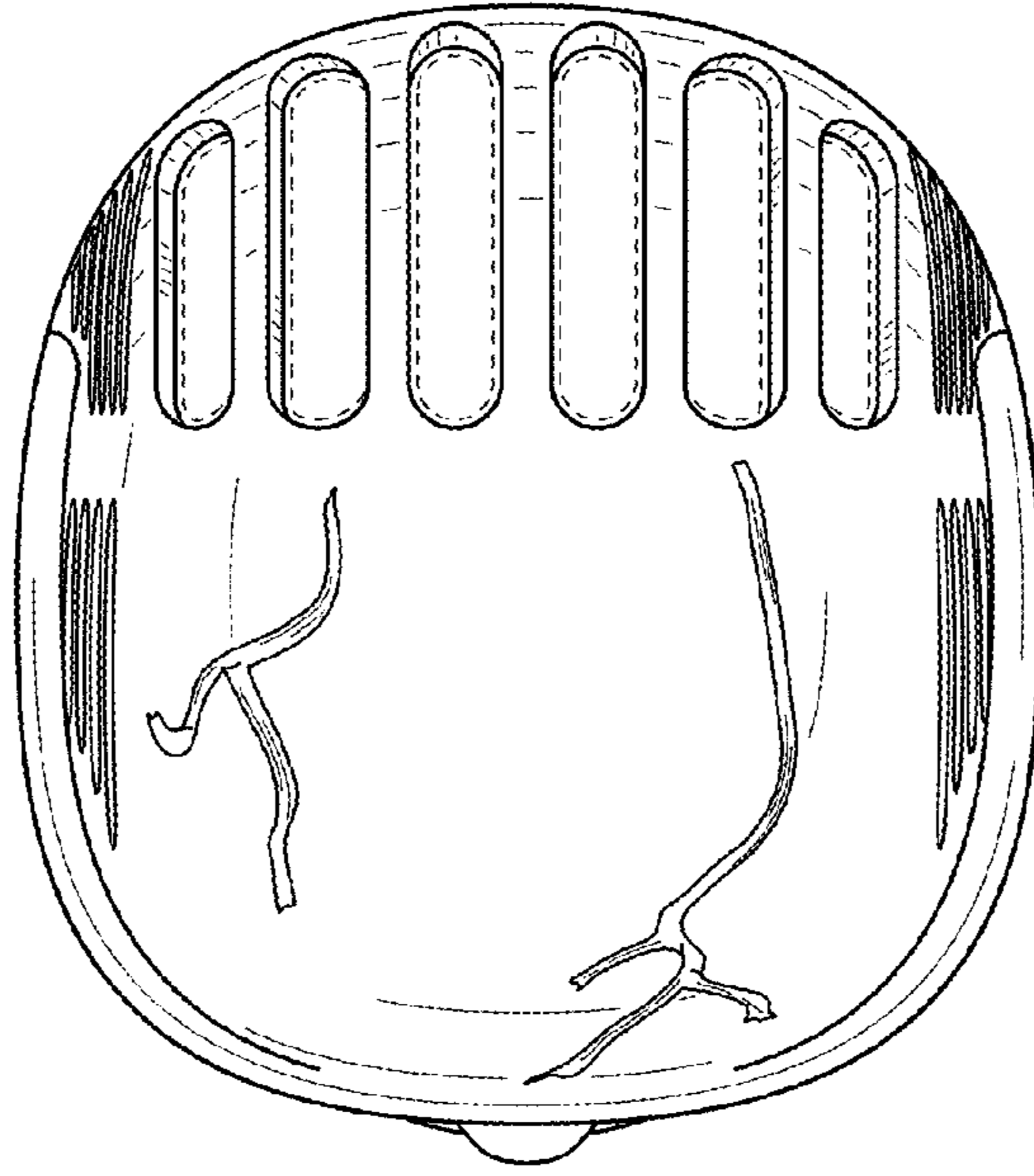


FIG. 6

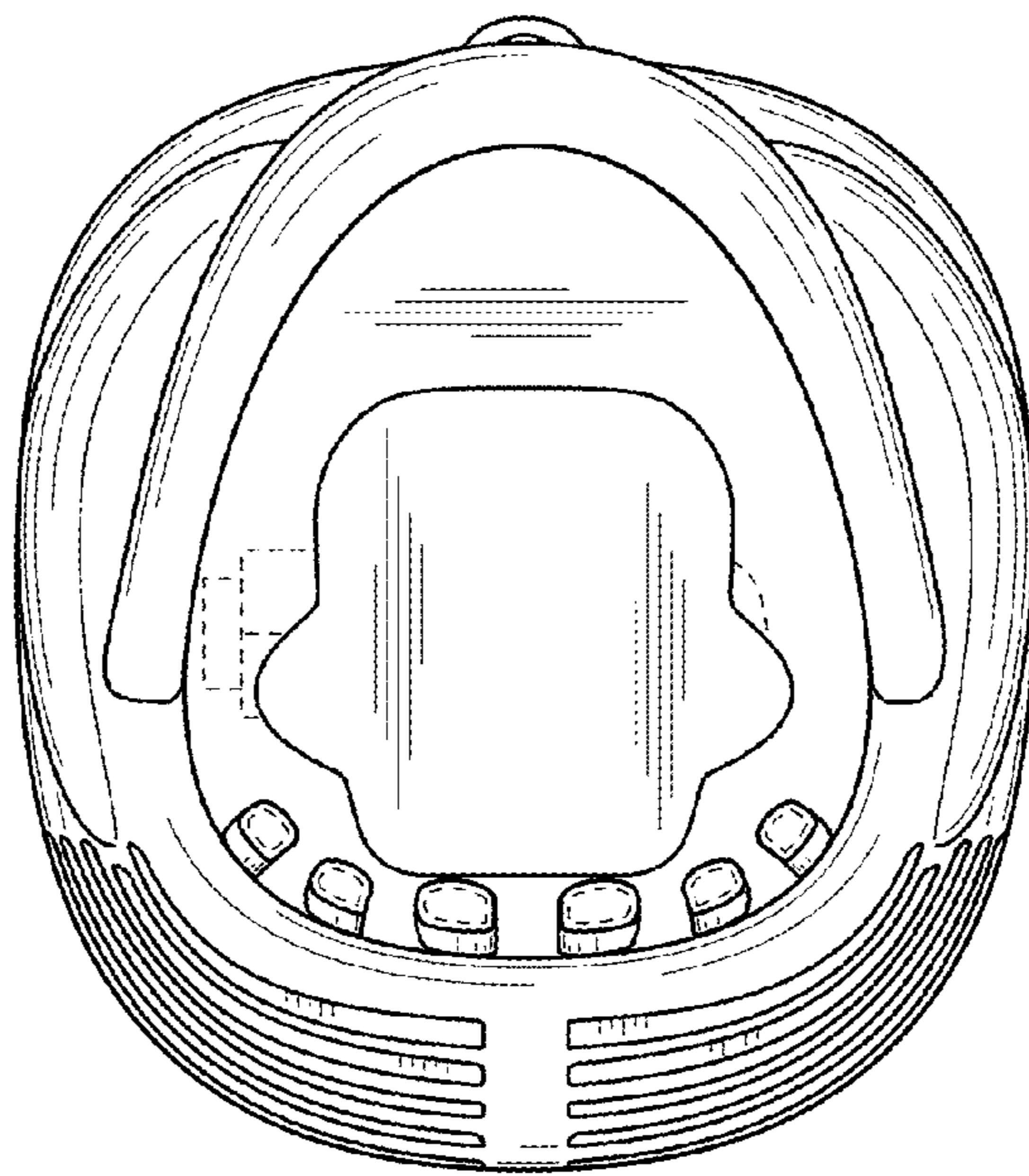


FIG. 7