

US00D699226S

(12) **United States Design Patent**
Yoon

(10) **Patent No.:** **US D699,226 S**
(45) **Date of Patent:** **** Feb. 11, 2014**

(54) **EARPHONES**

(71) Applicant: **LG Electronics Inc.**, Seoul (KR)

(72) Inventor: **Sanghoon Yoon**, Yongin-si (KR)

(73) Assignee: **LG Electronics Inc.**, Seoul (KR)

(**) Term: **14 Years**

(21) Appl. No.: **29/461,941**

(22) Filed: **Jul. 29, 2013**

Related U.S. Application Data

(63) Continuation of application No. 29/443,832, filed on Jan. 23, 2013.

(30) **Foreign Application Priority Data**

Jul. 24, 2012 (KR) 30-2012-0035882

(51) **LOC (10) CL.** **14-01**

(52) **U.S. Cl.**
USPC **D14/223**; D14/206

(58) **Field of Classification Search**
USPC D14/205, 206, 223, 192, 240, 218, 188;
181/129, 130, 135; 379/430, 431;
381/380, 370, 382, 374; D8/358;
242/377, 379, 378.1; 455/90.3, 575.1
See application file for complete search history.

(56) **References Cited**

U.S. PATENT DOCUMENTS

1,312,493	A *	8/1919	Theis	128/866
1,668,890	A *	5/1928	Curran et al.	181/130
1,668,910	A *	5/1928	Jones	181/130
1,969,559	A *	8/1934	Kelly	381/151
D102,655	S *	1/1937	Nicholides	D24/174
2,584,402	A *	2/1952	Volkman	181/129
2,595,672	A *	5/1952	Greenwood	381/322

2,754,365	A *	7/1956	Walters	381/322
2,939,923	A *	6/1960	Henderson	381/330
2,971,065	A *	2/1961	Busse	381/321
3,258,533	A *	6/1966	Bredon	455/78
3,821,647	A *	6/1974	Minasian	455/269
D236,988	S *	9/1975	Walters	D14/223
3,984,645	A *	10/1976	Kresch	379/430
4,133,984	A *	1/1979	Akiyama	381/328
4,457,396	A *	7/1984	James	181/136
D287,764	S *	1/1987	Topholm	D24/174
D287,765	S *	1/1987	Topholm	D24/174
4,987,597	A *	1/1991	Haertl	381/325
D481,709	S *	11/2003	Solderits	D14/228
D505,411	S *	5/2005	Sakai	D14/192
D519,108	S *	4/2006	Yang	D14/223
D598,894	S *	8/2009	Masuda et al.	D14/205
D603,380	S *	11/2009	Hutchieson	D14/223
D605,628	S *	12/2009	Ando	D14/205
D637,997	S *	5/2011	Peller	D14/205

(Continued)

Primary Examiner — Paula Greene

(74) *Attorney, Agent, or Firm* — Birch, Stewart, Kolasch & Birch, LLP

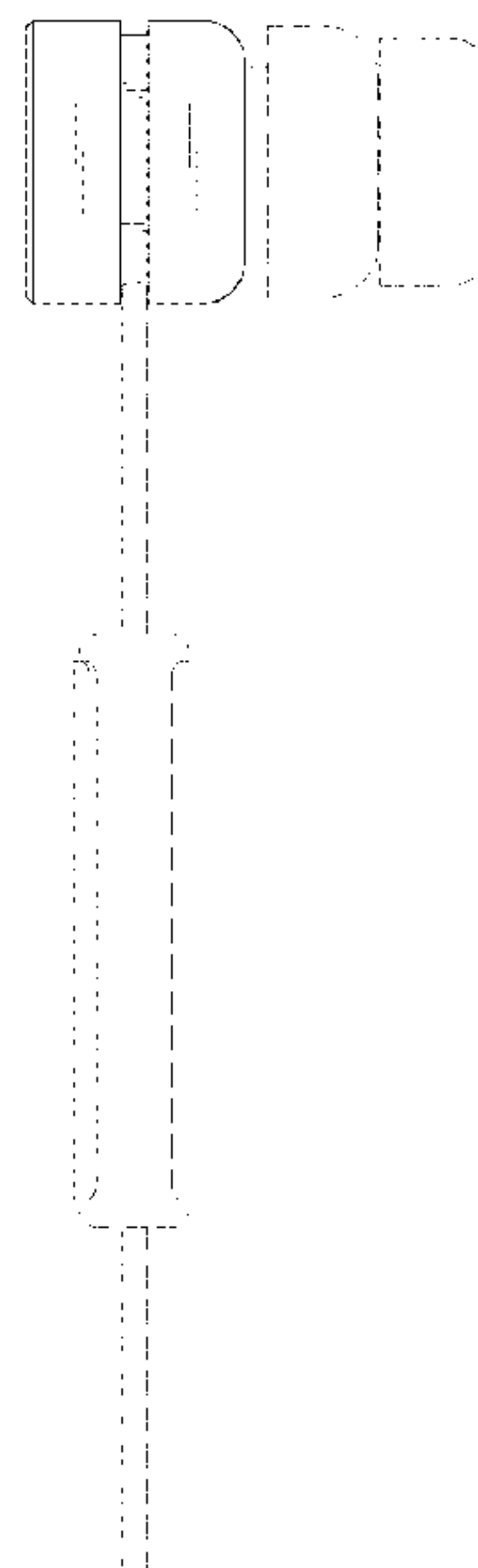
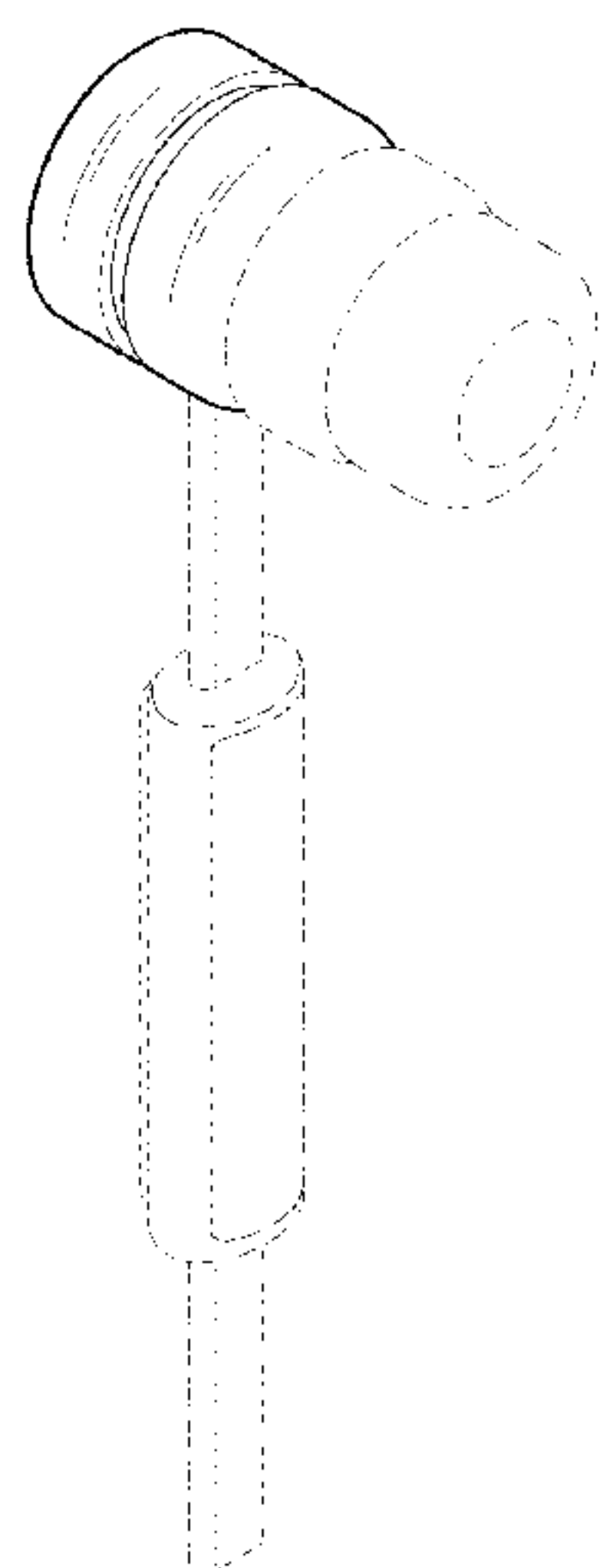
(57) **CLAIM**

The ornamental design for an earphones, as shown and described.

DESCRIPTION

FIG. 1 is a perspective view of an earphones showing my new design;
FIG. 2 is a front view thereof where the rear view is a mirror image;
FIG. 3 is a left side view thereof;
FIG. 4 is a right side view thereof;
FIG. 5 is a top plan view thereof;
FIG. 6 is a bottom plan view thereof; and,
FIG. 7 is a perspective view showing the state of using.
The broken lines depict portions of the earphones that form no part of the claimed design.

1 Claim, 6 Drawing Sheets



(56)

References Cited

U.S. PATENT DOCUMENTS

D637,999 S * 5/2011 Brunner et al. D14/205
D639,280 S * 6/2011 Hayes D14/223
D643,414 S * 8/2011 Lee et al. D14/223
D654,056 S * 2/2012 Hoggarth et al. D14/223
D662,494 S * 6/2012 Frey D14/223

D666,581 S * 9/2012 Perez D14/223
8,275,166 B2 * 9/2012 Wu 381/380
8,290,193 B2 * 10/2012 Pang et al. 381/374
D674,373 S * 1/2013 Combs et al. D14/205
D674,904 S * 1/2013 Aunio D24/210
8,391,536 B2 * 3/2013 Hashimoto 381/380
D680,102 S * 4/2013 Chen D14/223
D685,764 S * 7/2013 Coulter D14/205

* cited by examiner

FIG. 1

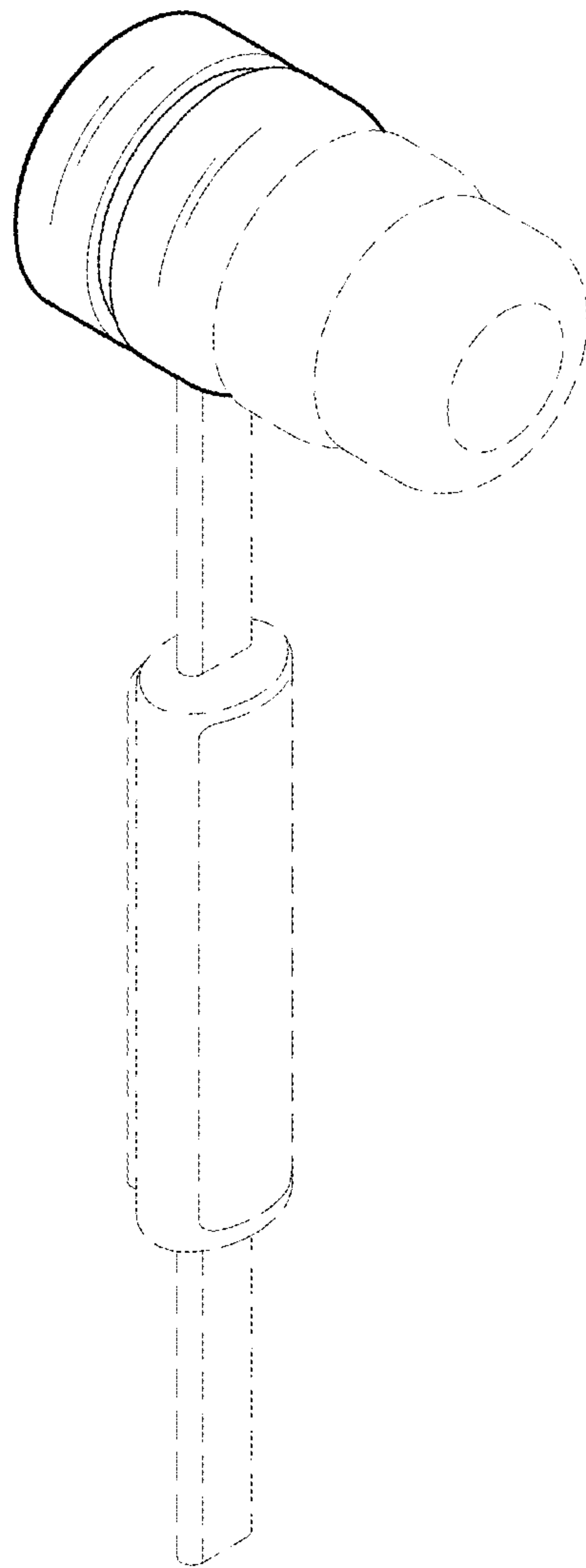


FIG. 2

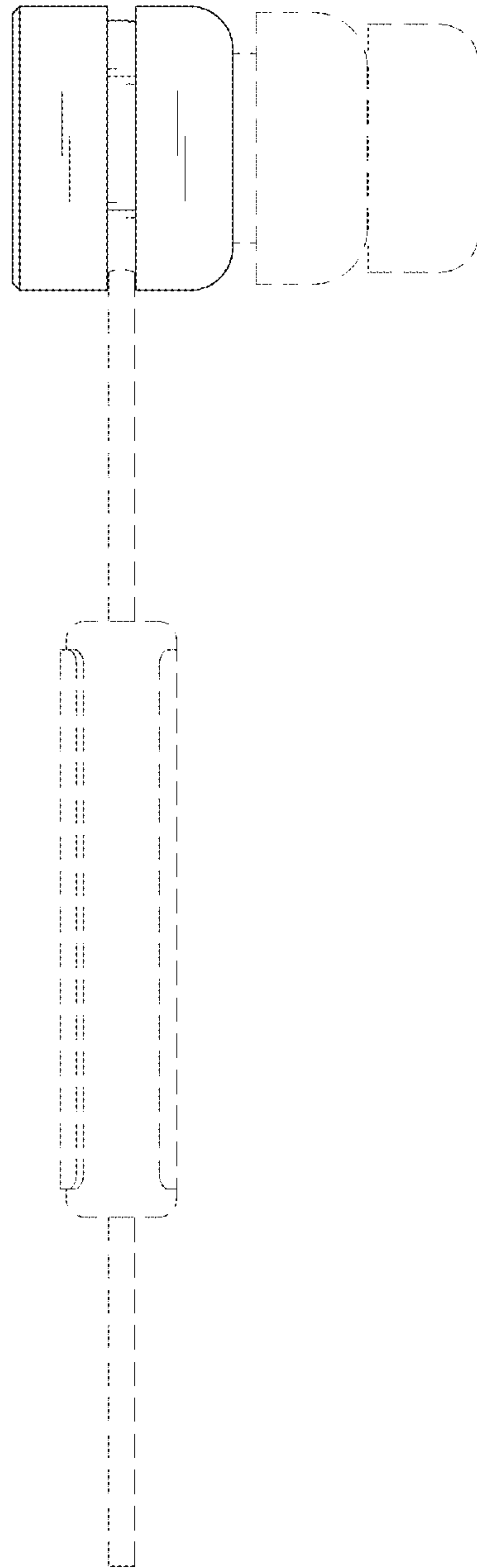


FIG. 3

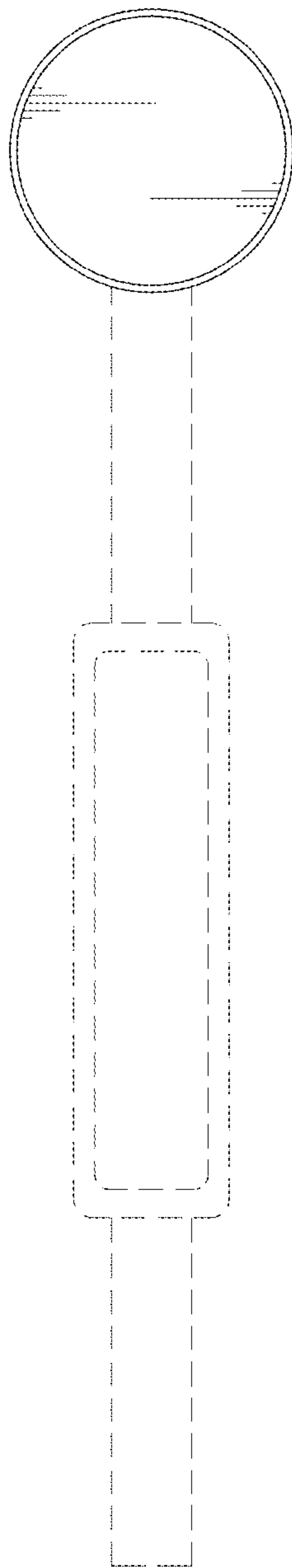


FIG. 4

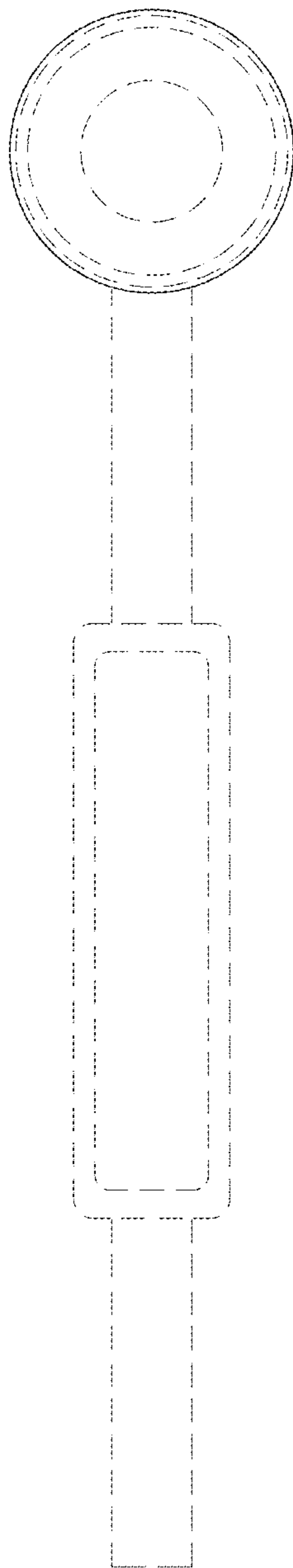


FIG. 5

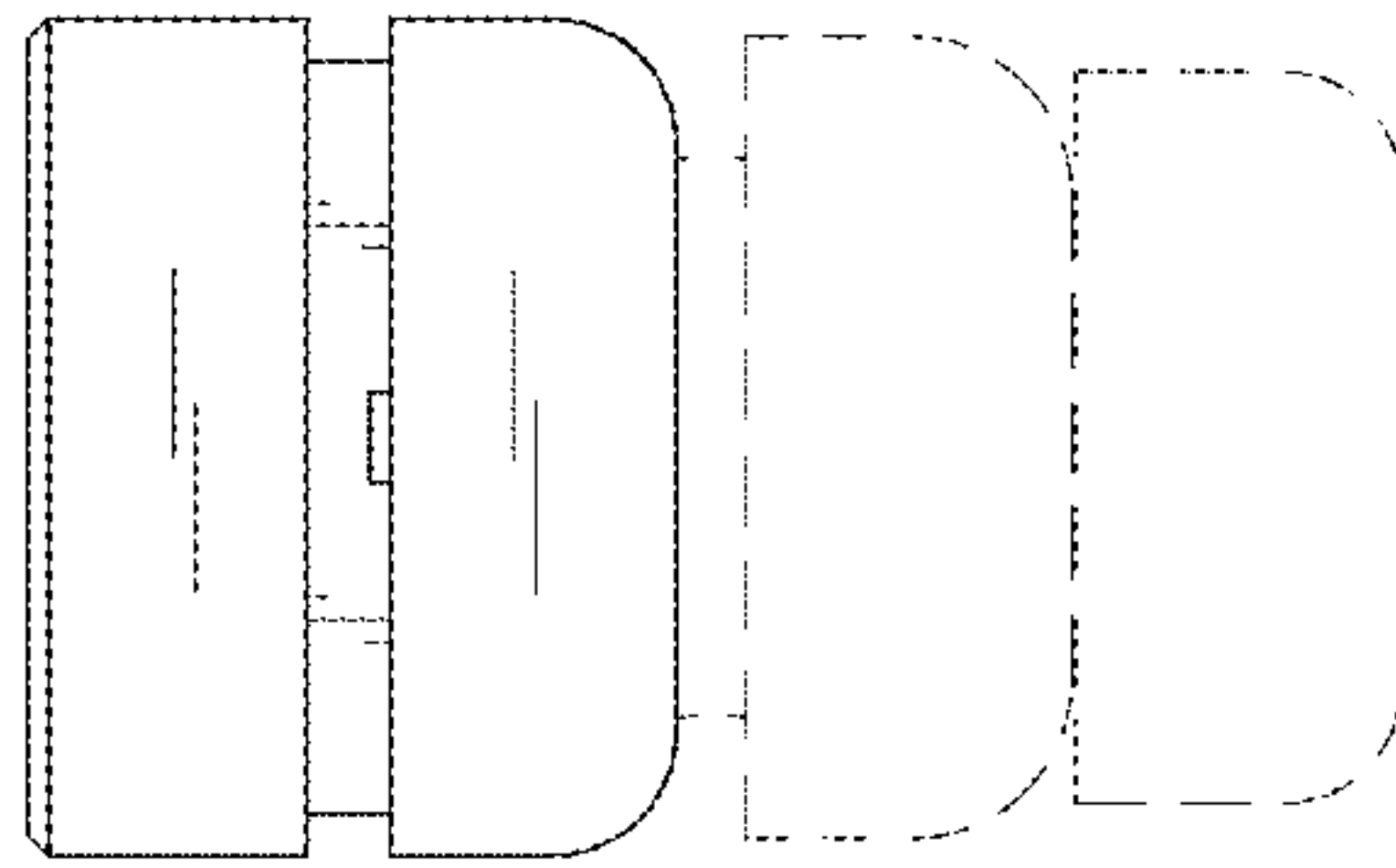


FIG. 6

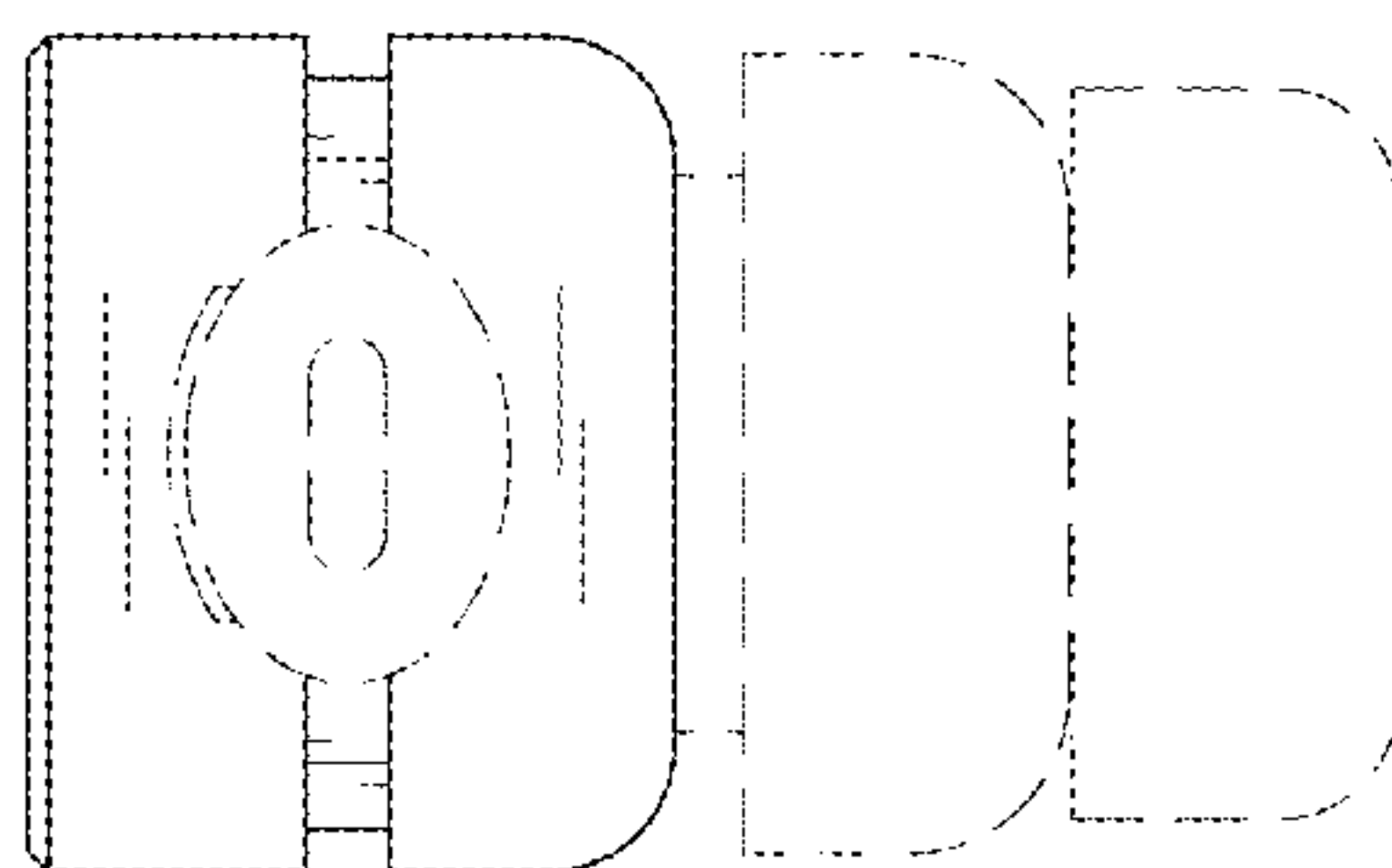


FIG. 7

