

US00D699185S

(12) **United States Design Patent**
Burgett et al.

(10) **Patent No.:** **US D699,185 S**

(45) **Date of Patent:** **** Feb. 11, 2014**

(54) **SPLITTER**

(71) Applicant: **Verto Medical Solutions, LLC**, St. Louis, MO (US)

(72) Inventors: **Seth D. Burgett**, Glen Carbon, IL (US);
Aaron Gorga, St. Louis, MO (US);
Effrosini A. Karayiannis, St. Louis, MO (US)

(73) Assignee: **Verto Medical Solutions, LLC**, St. Louis, MO (US)

(**) Term: **14 Years**

(21) Appl. No.: **29/435,916**

(22) Filed: **Oct. 30, 2012**

(51) **LOC (10) Cl.** **13-03**

(52) **U.S. Cl.**
USPC **D13/133**

(58) **Field of Classification Search**
USPC D13/133, 146, 147, 153, 154, 156, 184,
D13/199; D14/205, 221, 223, 228, 238.1;
379/430-431; 439/489, 502, 505,
439/668-669, 675, 757, 851-852, 889, 892,
439/894, 901

See application file for complete search history.

(56) **References Cited**

U.S. PATENT DOCUMENTS

6,938,522 B1 * 9/2005 Stannik 81/124.2

7,086,898 B2 * 8/2006 Johnsen et al. 439/579
D556,146 S * 11/2007 Victor D13/154
D569,810 S * 5/2008 Victor D13/154
D571,733 S * 6/2008 Seil D13/156
D586,759 S * 2/2009 Victor D13/156
7,798,864 B2 * 9/2010 Barker et al. 439/668

* cited by examiner

Primary Examiner — Derrick Holland

Assistant Examiner — Lauren Calve

(74) *Attorney, Agent, or Firm* — Harness, Dickey & Pierce, P.L.C.

(57) **CLAIM**

The ornamental design for a splitter, as shown and described.

DESCRIPTION

FIG. 1 is a front elevation view of a splitter, showing our new design;

FIG. 2 is a rear elevation view thereof;

FIG. 3 is a left-side elevation view thereof;

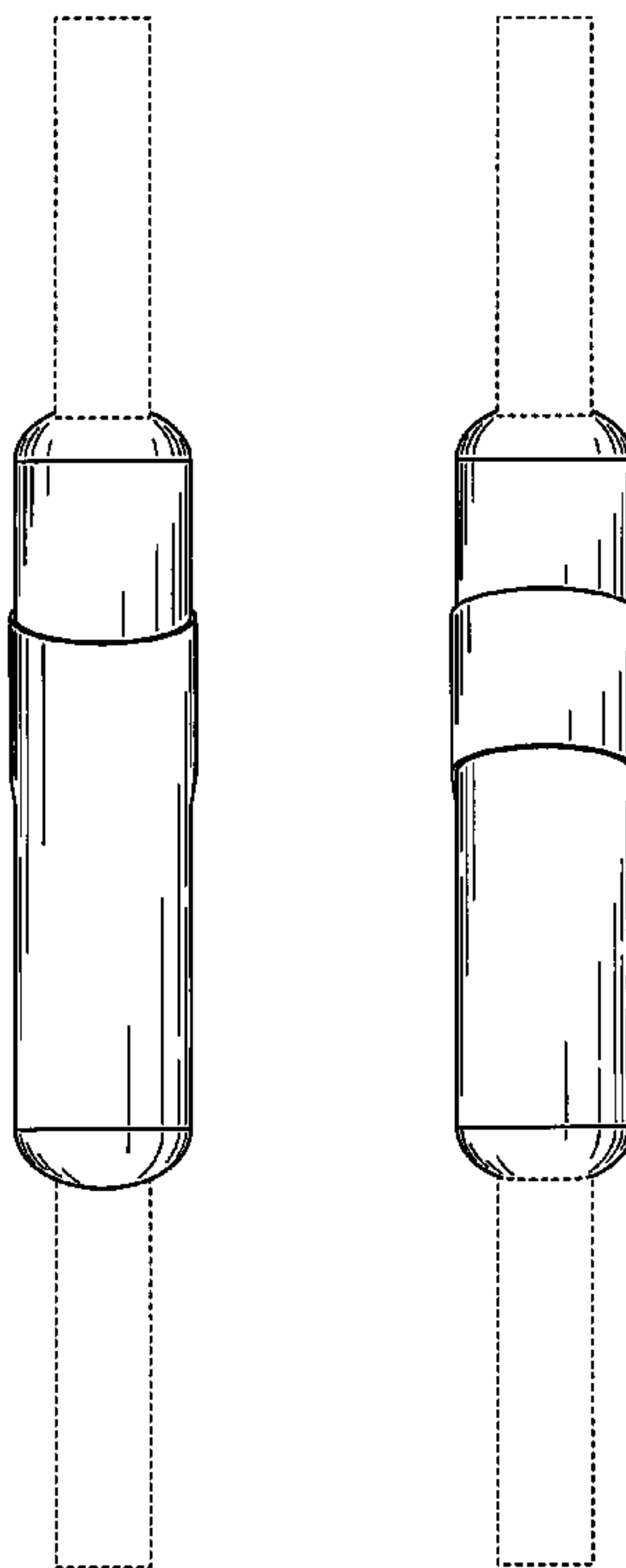
FIG. 4 is a right-side elevation view thereof;

FIG. 5 is a top plan view thereof; and,

FIG. 6 is a bottom plan view thereof.

The broken line showing of a splitter represents unclaimed subject matter and forms no part of the claimed design.

1 Claim, 2 Drawing Sheets



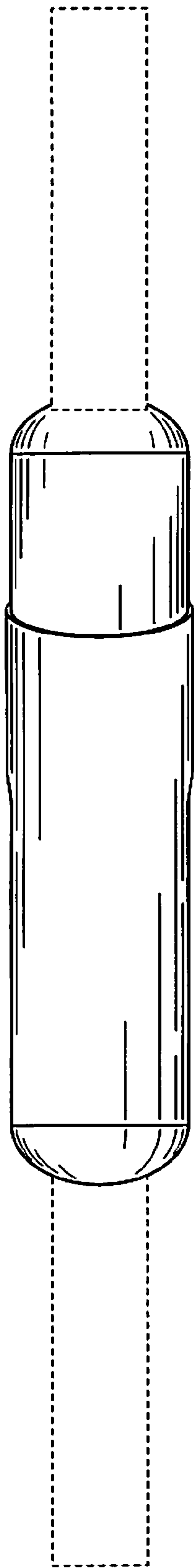


FIG. 1




FIG. 2

