



US00D699183S

(12) **United States Design Patent**
Zaslavsky et al.

(10) **Patent No.:** **US D699,183 S**
(45) **Date of Patent:** **** Feb. 11, 2014**

(54) **TELEVISION ADAPTER WITH SIDE MOUNTED VIDEO AND AUDIO OUTPUTS, TELEPHONE AND ETHERNET PORTS, AND MULTIPLE POWER OUTLETS**

(75) Inventors: **Eduard Zaslavsky**, Issaquah, WA (US);
Arthur Vaysman, San Jose, CA (US)

(73) Assignee: **Webtuner, Corp.**, Redmond, WA (US)

(**) Term: **14 Years**

(21) Appl. No.: **29/418,961**

(22) Filed: **Apr. 24, 2012**

(51) **LOC (10) Cl.** **13-02**

(52) **U.S. Cl.**
USPC **D13/110**

(58) **Field of Classification Search**
USPC D13/110, 137.1, 137.2, 138.1, 138.2,
D13/138.3, 138.4, 139.1-139.8, 146, 152,
D13/154, 156, 158, 169, 170, 173, 177;
D14/242, 432, 433; 174/50, 52, 53, 54,
174/55, 56, 58, 59, 66, 480, 481, 494, 505;
439/105-107, 535, 650-655, 692
See application file for complete search history.

(56) **References Cited**

U.S. PATENT DOCUMENTS

5,004,435 A * 4/1991 Jammet 439/652
5,660,554 A * 8/1997 Mead 439/172
5,807,141 A * 9/1998 Sexton 439/652

D430,882 S * 9/2000 Tsai D14/434
D469,402 S * 1/2003 Bukiri D13/137.1
6,957,012 B2 * 10/2005 He et al. 392/392
D547,271 S * 7/2007 Ng D13/137.1
D564,965 S * 3/2008 Martinez D13/137.2
D582,346 S * 12/2008 Zhou D13/137.2
D619,535 S * 7/2010 Shi D13/137.2
D661,249 S * 6/2012 Smith et al. D13/110
D669,473 S * 10/2012 Gronau et al. D14/420
D671,490 S * 11/2012 Zaslavsky et al. D13/110
2003/0151938 A1 * 8/2003 Liao 363/146
2007/0174532 A1 * 7/2007 Chen 710/313
2009/0253307 A1 * 10/2009 Augur 439/652
2012/0292096 A1 * 11/2012 Wakileh et al. 174/480

* cited by examiner

Primary Examiner — Derrick Holland

Assistant Examiner — Lauren Calve

(74) *Attorney, Agent, or Firm* — Remenick PLLC

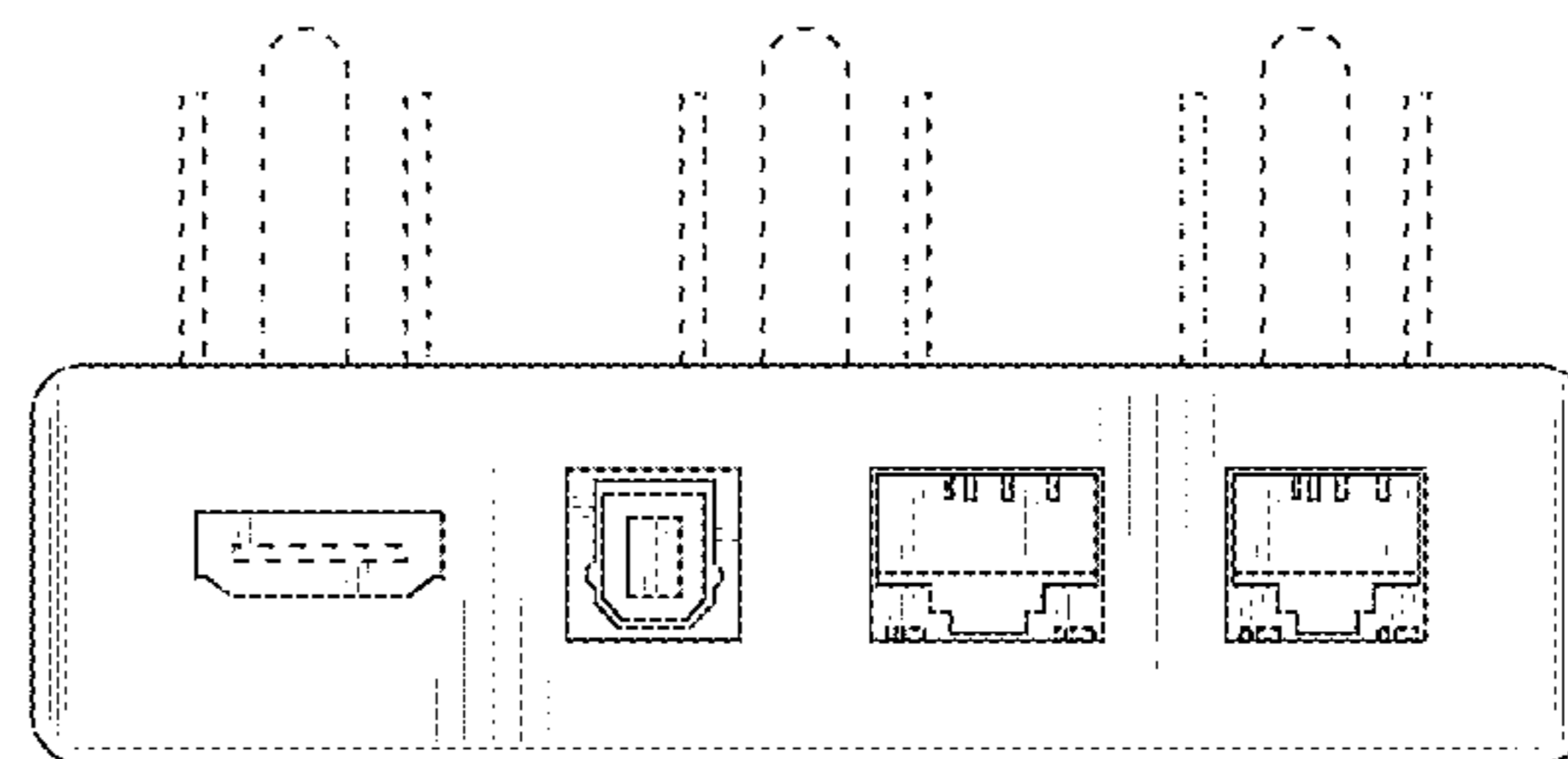
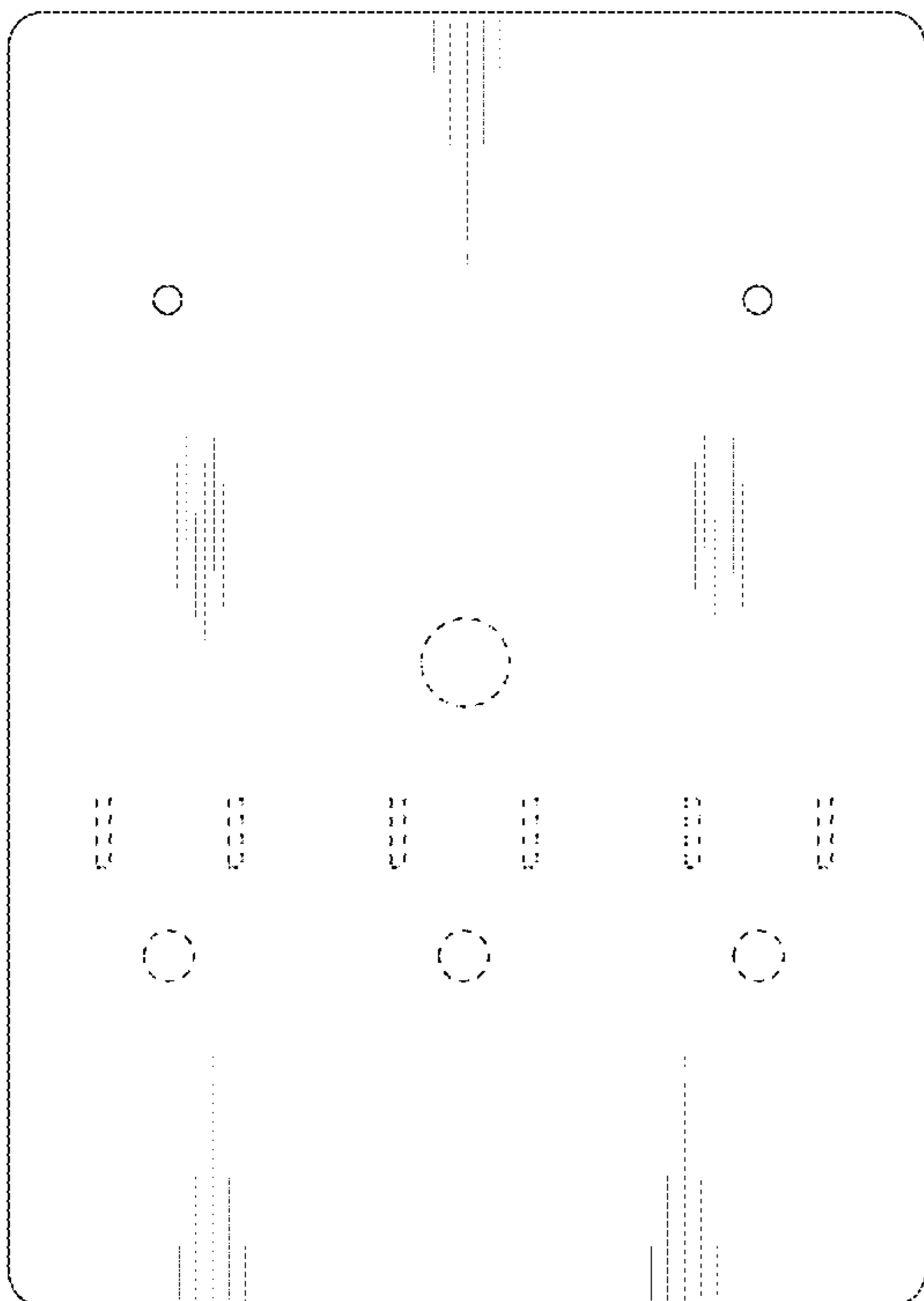
(57) **CLAIM**

The ornamental design for a television adapter with side mounted video and audio outputs, telephone and ethernet ports, and multiple power outlets, as shown and described.

DESCRIPTION

FIG. 1 is a front view of a television adapter with side mounted video and audio outputs, telephone and ethernet ports, and multiple power outlets showing our new design; FIG. 2 is a side view thereof; and, FIG. 3 is a top view thereof. The broken line showing in FIGS. 1-3 represents unclaimed subject matter and forms no part of the claimed design.

1 Claim, 3 Drawing Sheets



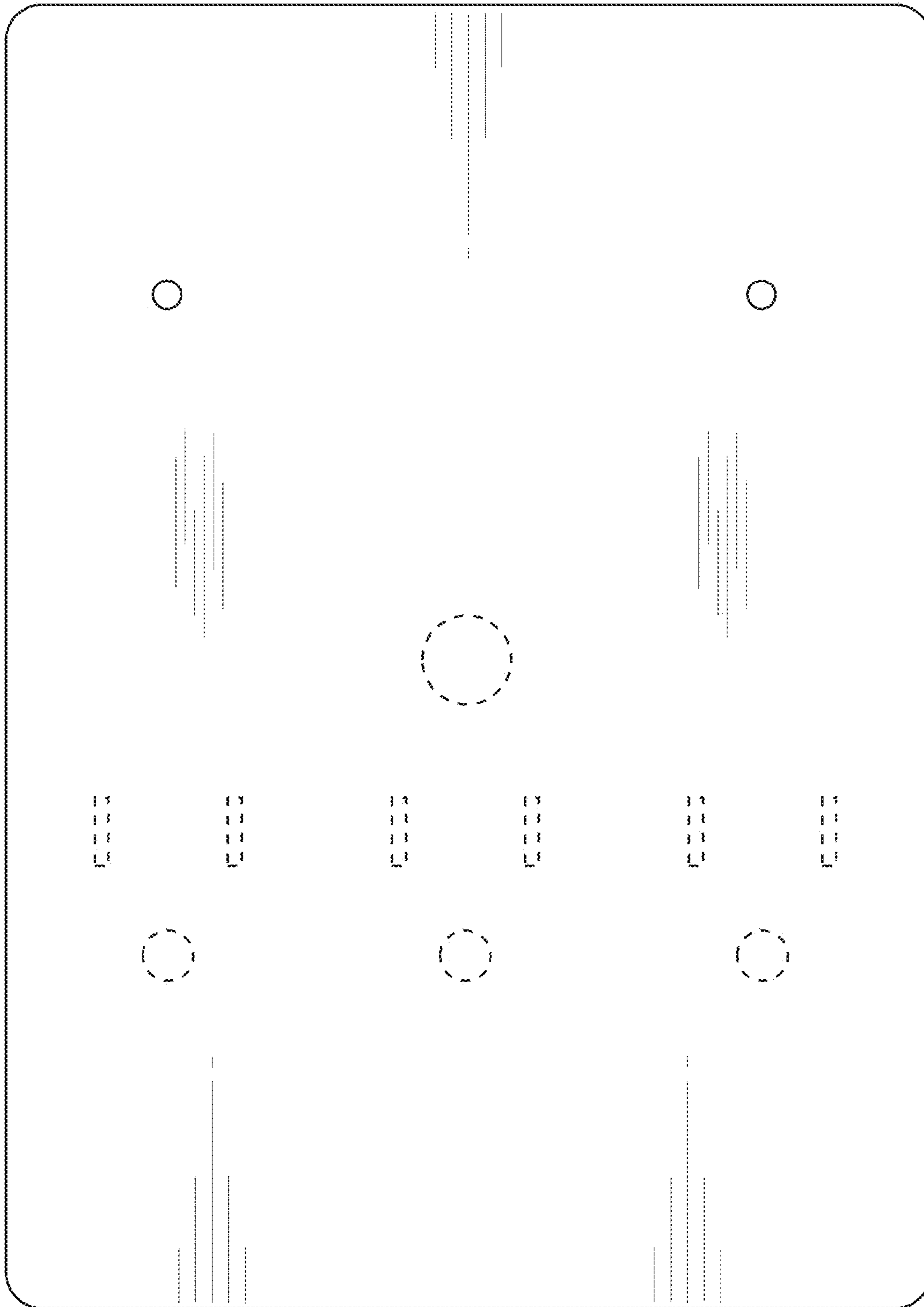


FIG. 1

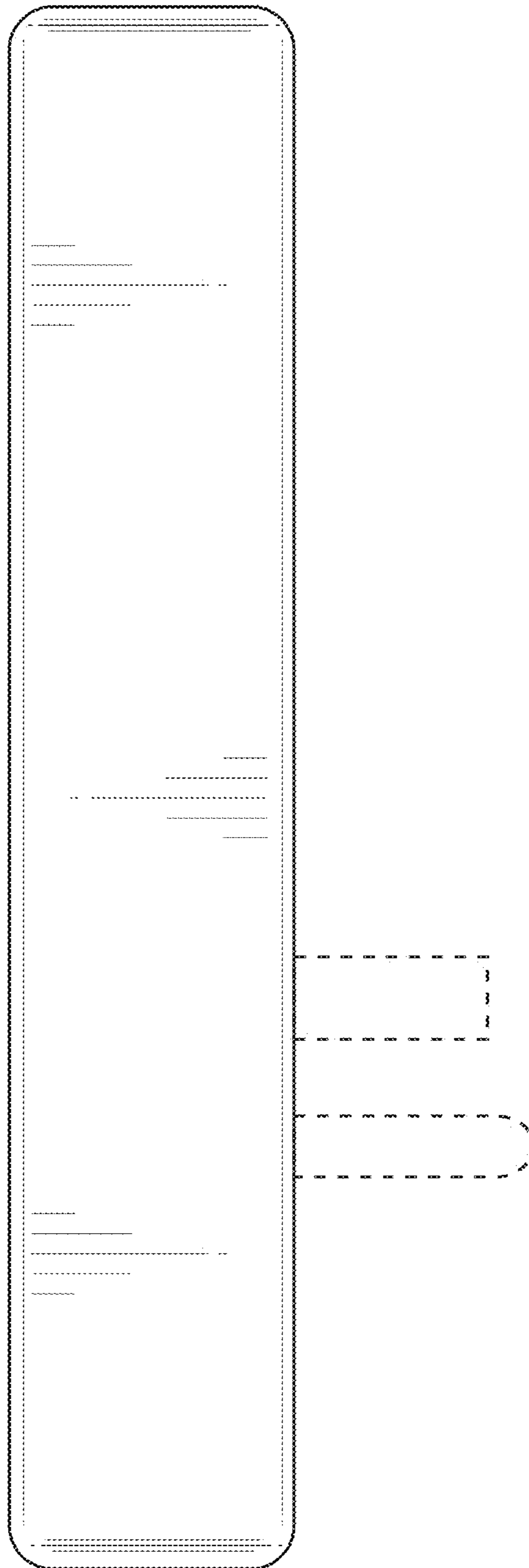


FIG. 2

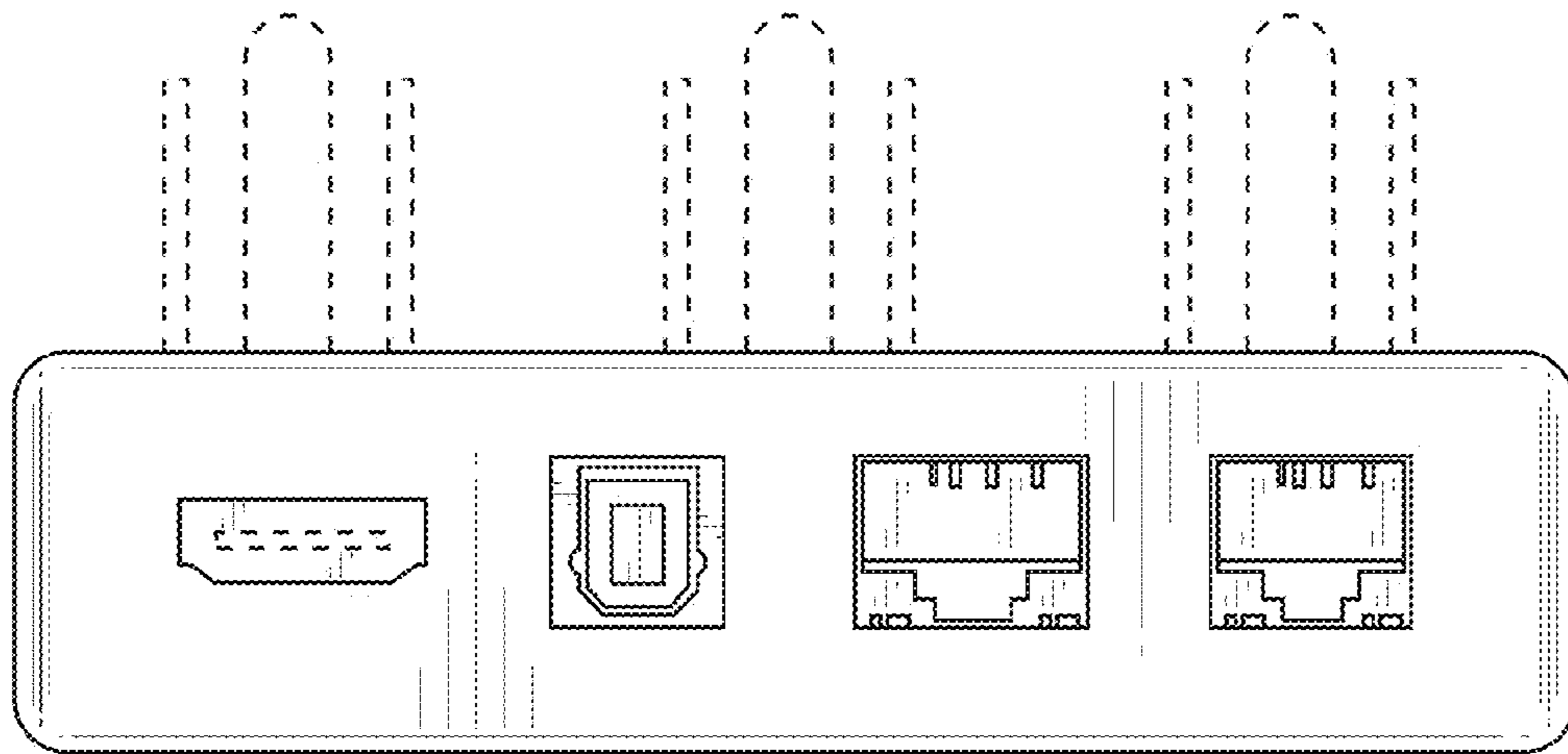


FIG. 3