



US00D699177S

(12) **United States Design Patent**
Higashi

(10) **Patent No.:** **US D699,177 S**

(45) **Date of Patent:** **** Feb. 11, 2014**

(54) **BATTERY PACK**

(71) Applicant: **Tra Company Ltd.**, Osaka (JP)

(72) Inventor: **Ryo Higashi**, Osaka (JP)

(73) Assignee: **TRA Company Ltd.**, Osaka (JP)

(**) Term: **14 Years**

(21) Appl. No.: **29/451,718**

(22) Filed: **Apr. 8, 2013**

(30) **Foreign Application Priority Data**

Feb. 28, 2013 (JP) 2013-004367

(51) **LOC (10) Cl.** **13-02**

(52) **U.S. Cl.**
USPC **D13/103**

(58) **Field of Classification Search**
USPC D13/102-104, 110, 118-121, 184, 199;
429/96-100, 163, 176

See application file for complete search history.

(56) **References Cited**

U.S. PATENT DOCUMENTS

D424,528	S	*	5/2000	Dernehl	D13/184
D570,772	S	*	6/2008	Mahaffey et al.	D13/110
D593,940	S	*	6/2009	Nomi et al.	D13/103
D601,490	S	*	10/2009	Zhu et al.	D13/102
D601,961	S	*	10/2009	Mahaffey et al.	D13/123
D660,798	S	*	5/2012	Tseng	D13/110

* cited by examiner

Primary Examiner — Rosemary K Tarcza

(74) *Attorney, Agent, or Firm* — Cermak Nakajima LLP;
Tomoko Nakajima

(57) **CLAIM**

The ornamental design for a battery pack, as shown and described.

DESCRIPTION

FIG. 1 is a perspective view of a battery pack showing my new design;

FIG. 2 is a front elevational view thereof;

FIG. 3 is a rear elevational view thereof;

FIG. 4 is a right side elevational view thereof;

FIG. 5 is a left side elevational view thereof; and,

FIG. 6 is a top plan view thereof, a bottom plan view thereof being a mirror image.

1 Claim, 3 Drawing Sheets



FIG. 1



FIG. 2




FIG. 3




FIG. 4




FIG. 5




FIG. 6

