

US00D699172S

(12) **United States Design Patent**  
**Kang et al.**

(10) **Patent No.:** **US D699,172 S**  
(45) **Date of Patent:** **\*\* Feb. 11, 2014**

- (54) **LICENSE PLATE FRAME**
- (71) Applicant: **OXK, LLC**, Camillus, NY (US)
- (72) Inventors: **Donwoong Kang**, Camillus, NY (US);  
**Scott W. Osiecki**, Skaneateles, NY (US)
- (73) Assignee: **OXK, LLC**, Camillus, NY (US)
- (\*\*) Term: **14 Years**
- (21) Appl. No.: **29/435,776**
- (22) Filed: **Oct. 29, 2012**
- (51) **LOC (10) Cl.** ..... **12-16**
- (52) **U.S. Cl.**  
USPC ..... **D12/193**
- (58) **Field of Classification Search**  
USPC ..... D12/193; D6/300–302, 310–314;  
40/200–204, 207–214; D20/13;  
348/148, 373  
See application file for complete search history.

D669,830 S \* 10/2012 Behmer et al. .... D12/193  
\* cited by examiner

*Primary Examiner* — Stacia Cadmus  
(74) *Attorney, Agent, or Firm* — Woods Oviatt Gilman LLP

(57) **CLAIM**  
The ornamental design for a license plate frame, as shown and described.

**DESCRIPTION**


FIG. 1 is a right front perspective view of a license plate frame showing our design;  
 FIG. 2 is a front view thereof;  
 FIG. 3 is a top view thereof;  
 FIG. 4 is a bottom view thereof;  
 FIG. 5 is a right side view thereof;  
 FIG. 6 is a left side view thereof;  
 FIG. 7 is a right front perspective view of a second embodiment of the license plate frame;  
 FIG. 8 is a front view thereof;  
 FIG. 9 is a top view thereof;  
 FIG. 10 is a bottom view thereof;  
 FIG. 11 is a right side view thereof;  
 FIG. 12 is a left side view thereof;  
 FIG. 13 is a right front perspective view of a third embodiment of the license plate frame;  
 FIG. 14 is a front view thereof;  
 FIG. 15 is a top view thereof;  
 FIG. 16 is a bottom view thereof;  
 FIG. 17 is a right side view thereof; and,  
 FIG. 18 is a left side view thereof.  
 The portions of the drawings shown in broken lines represent environmental structure and form no part of the claimed design.

(56) **References Cited**

**U.S. PATENT DOCUMENTS**

D59,374 S	*	10/1921	Patterson	.....	D12/193
D69,284 S	*	1/1926	Rispel et al.	.....	D12/193
2,077,142 A	*	4/1937	Buehner	.....	40/202
D128,149 S	*	7/1941	Swanson	.....	D12/193
D441,332 S	*	5/2001	McBroom et al.	.....	D12/193
D441,333 S	*	5/2001	McBroom et al.	.....	D12/193
D520,422 S	*	5/2006	Spencer	.....	D12/193
D546,256 S	*	7/2007	Fischer, III	.....	D12/193
D578,943 S	*	10/2008	Lin	.....	D12/193
D607,393 S	*	1/2010	Watanabe	.....	D12/193

**1 Claim, 9 Drawing Sheets**



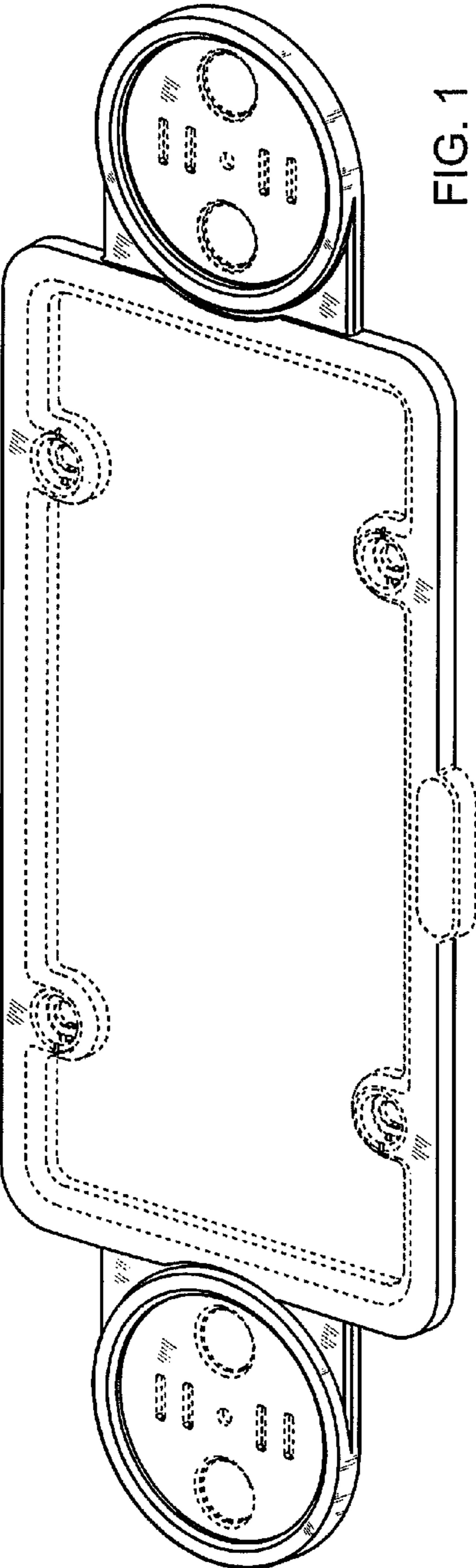


FIG. 1

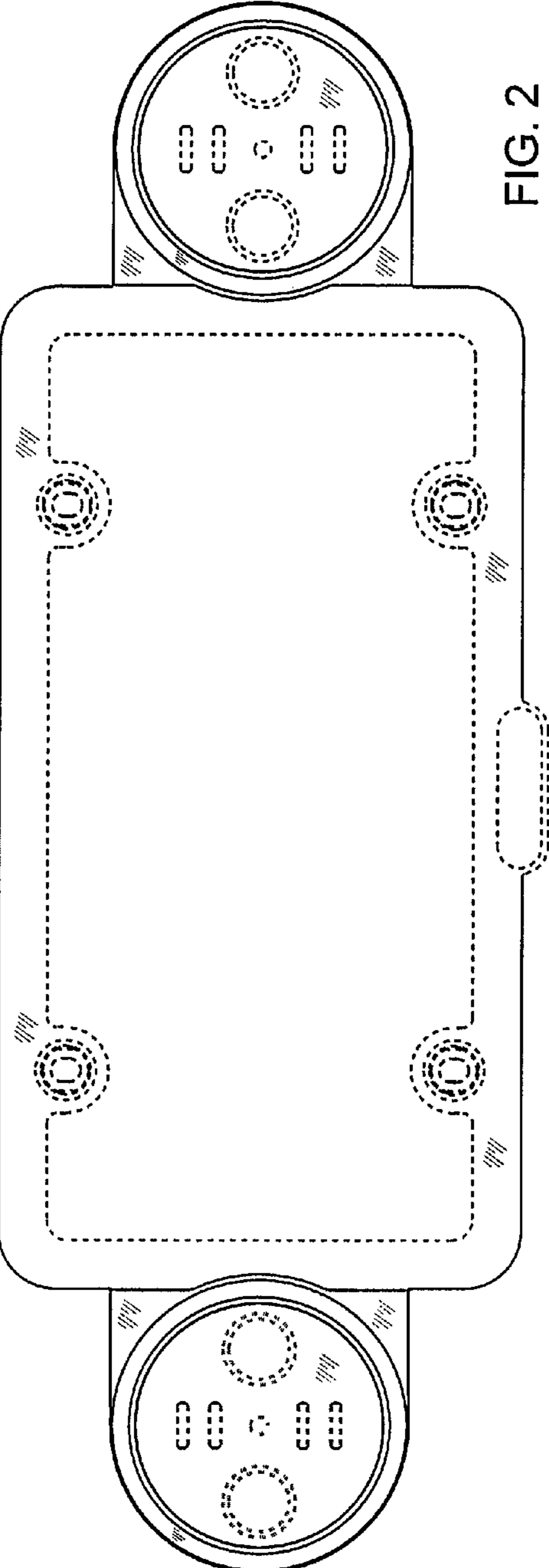


FIG. 2



FIG. 3



FIG. 4

FIG. 5



FIG. 6



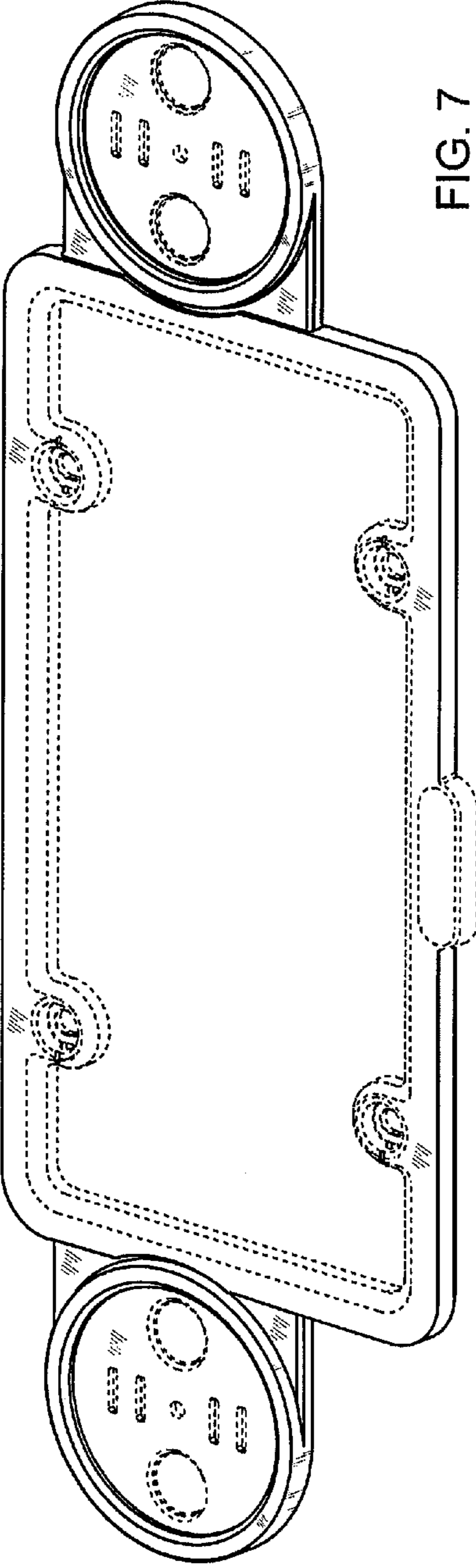


FIG. 7

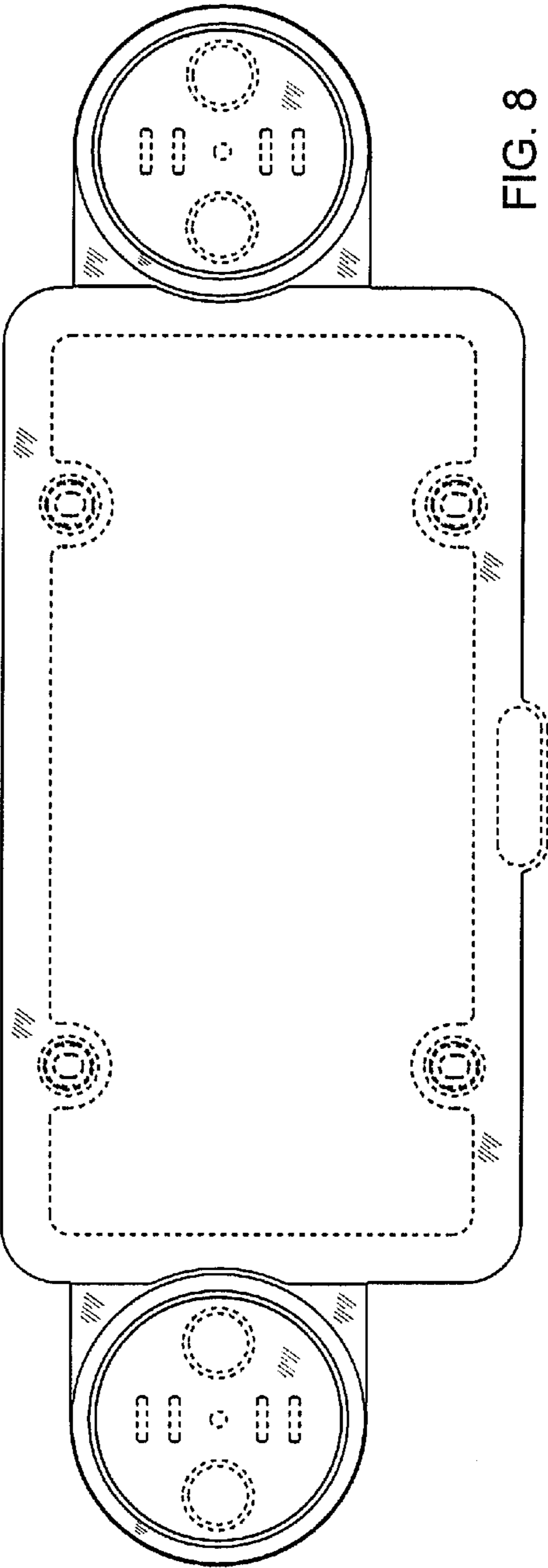


FIG. 8



FIG. 9



FIG. 10

FIG. 11



FIG. 12



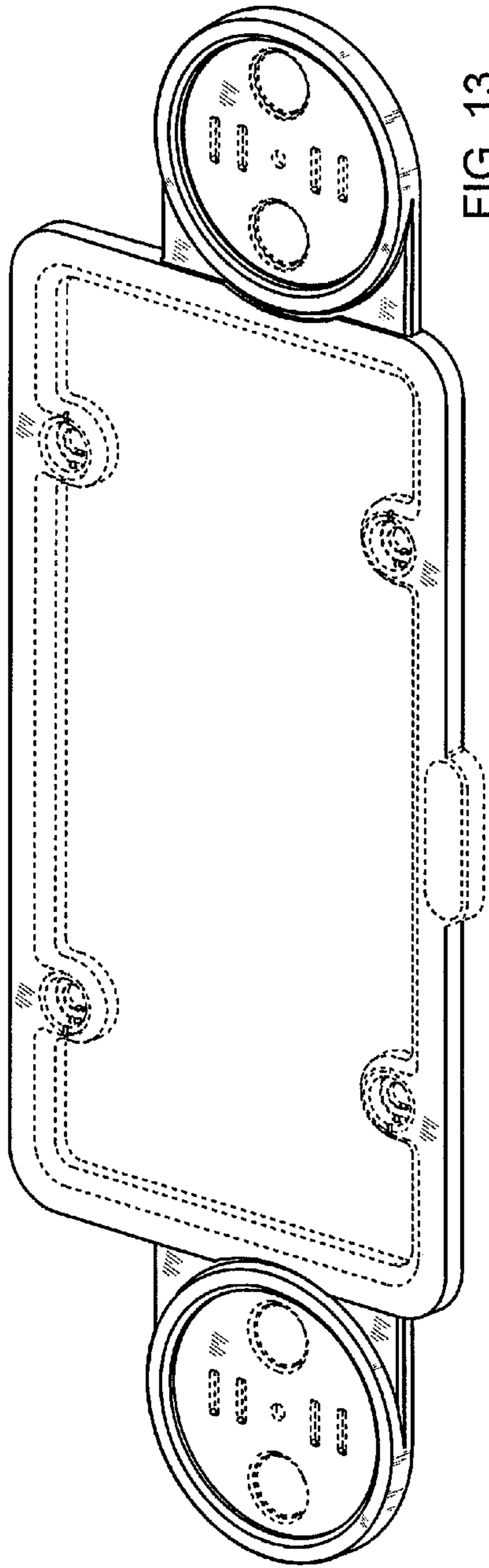


FIG. 13

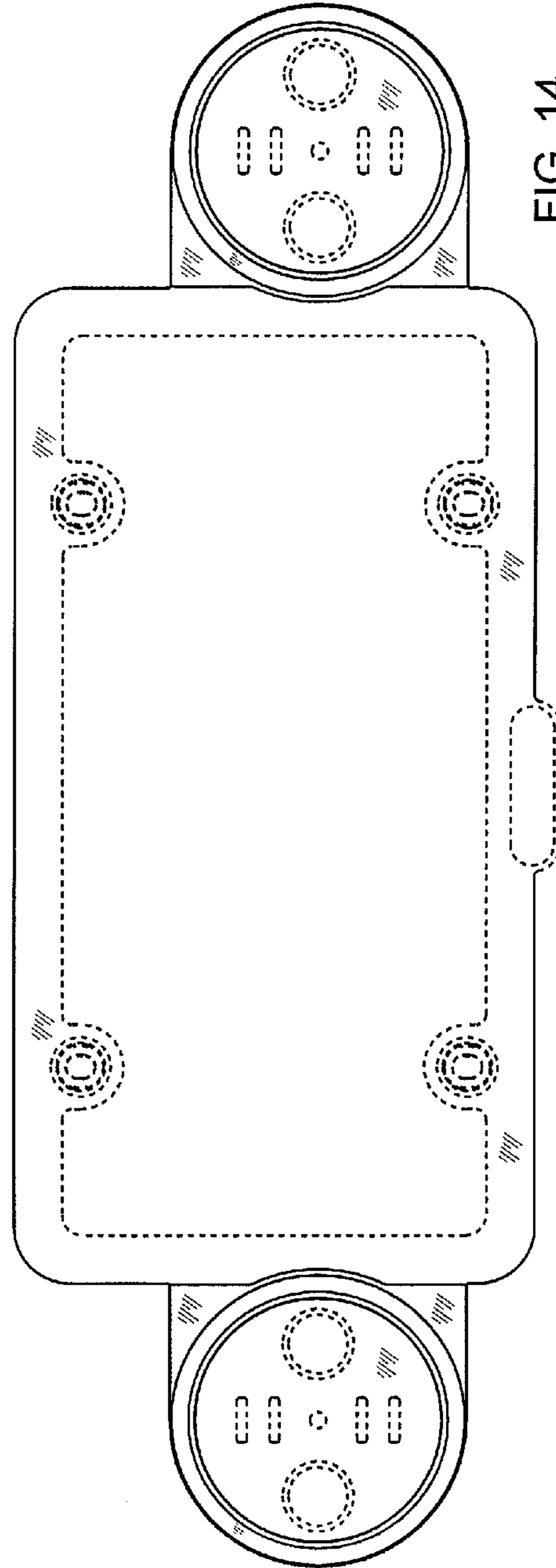


FIG. 14





FIG. 15



FIG. 16

FIG. 17

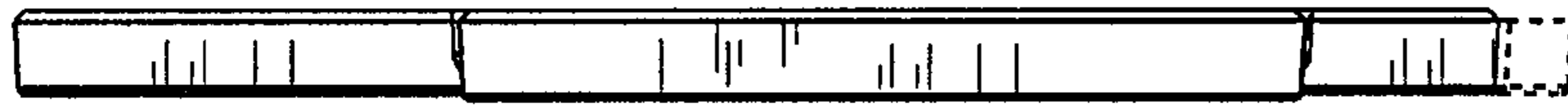


FIG. 18

