



US00D699166S

(12) **United States Design Patent**
Abe et al.

(10) **Patent No.:** **US D699,166 S**
(45) **Date of Patent:** **** Feb. 11, 2014**

(54) **FRONT BUMPER FOR AUTOMOBILE**

(75) Inventors: **Toshiyuki Abe**, Kanagawa (JP); **Dai Sato**, Paris (FR)

(73) Assignee: **Nissan Motor Co., Ltd.**, Yokohama (JP)

(**) Term: **14 Years**

(21) Appl. No.: **29/431,604**

(22) Filed: **Sep. 10, 2012**

(30) **Foreign Application Priority Data**

Mar. 19, 2012 (JP) 2012-006240

(51) **LOC (10) Cl.** **12-16**

(52) **U.S. Cl.**
USPC **D12/169**

(58) **Field of Classification Search**
USPC D12/169, 216, 90-92, 86, 171, 196,
D12/163; 293/102, 113, 115, 117, 120;
296/180.1, 180.2

See application file for complete search history.

(56) **References Cited**

U.S. PATENT DOCUMENTS

D626,469 S * 11/2010 Yanase D12/169
D627,278 S * 11/2010 Komuro D12/169
D637,945 S * 5/2011 Nakagawa D12/169

D656,871 S * 4/2012 Fetherston et al. D12/169
D664,901 S * 8/2012 Futschik et al. D12/169
D668,189 S * 10/2012 Gifford D12/169
D670,627 S * 11/2012 Fetherston et al. D12/169
D675,139 S * 1/2013 Yamamoto et al. D12/169
D685,301 S * 7/2013 Watanabe D12/169

* cited by examiner

Primary Examiner — Melody Brown

(74) *Attorney, Agent, or Firm* — Global IP Counselors, LLP

(57) **CLAIM**

The ornamental design for a front bumper for an automobile, as shown and described.

DESCRIPTION

FIG. 1 is a front elevational view of an automobile and/or replica thereof showing our new design;

FIG. 2 is a top plan view thereof;

FIG. 3 is a bottom plan view thereof;

FIG. 4 is a left side elevational view thereof;

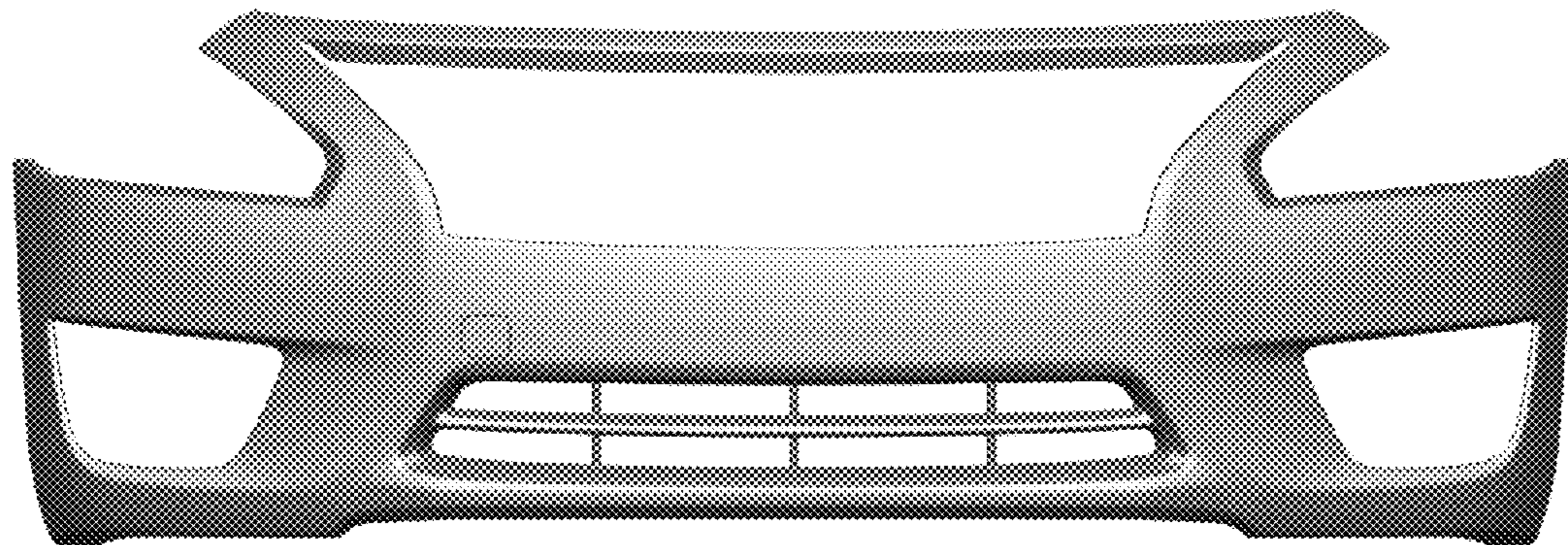
FIG. 5 is a right side elevational thereof;

FIG. 6 is a top, front and right side perspective view thereof; and,

FIG. 7 is a bottom, front and left side perspective view thereof.

The rear view of the front bumper forms no part of the claimed design.

1 Claim, 7 Drawing Sheets



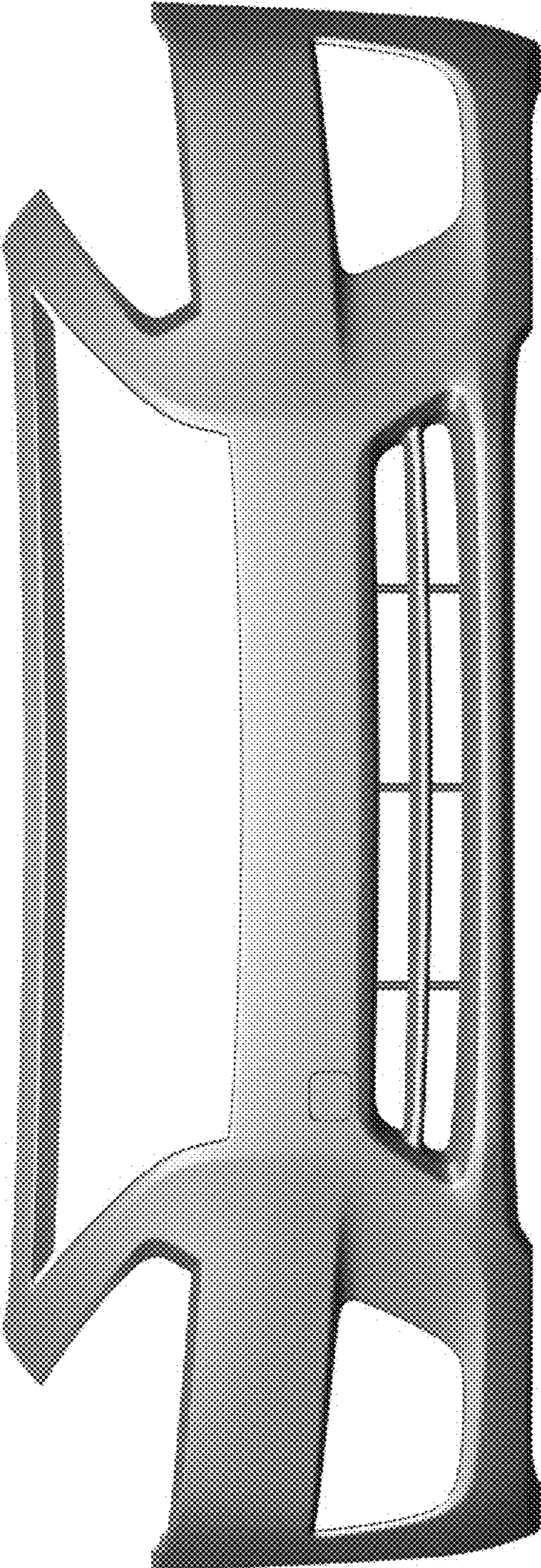


FIG. 1

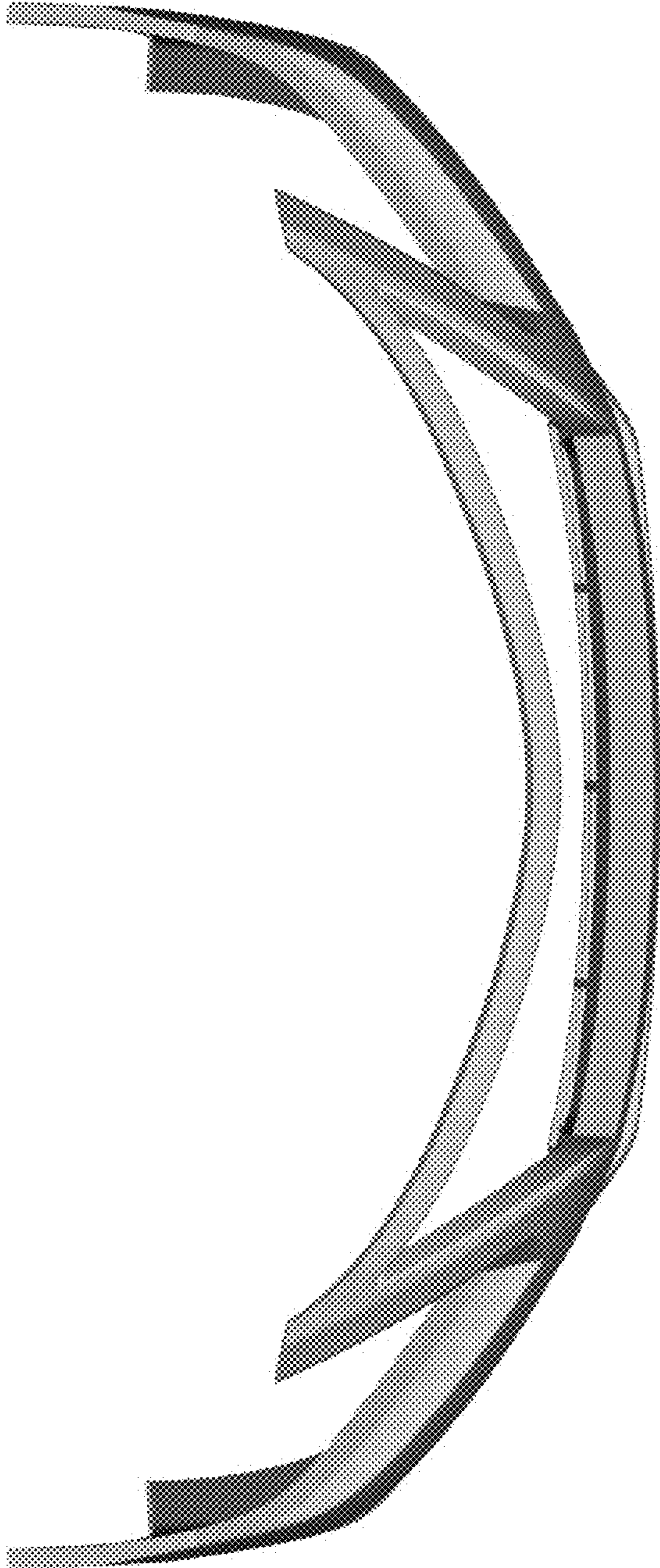


FIG. 2

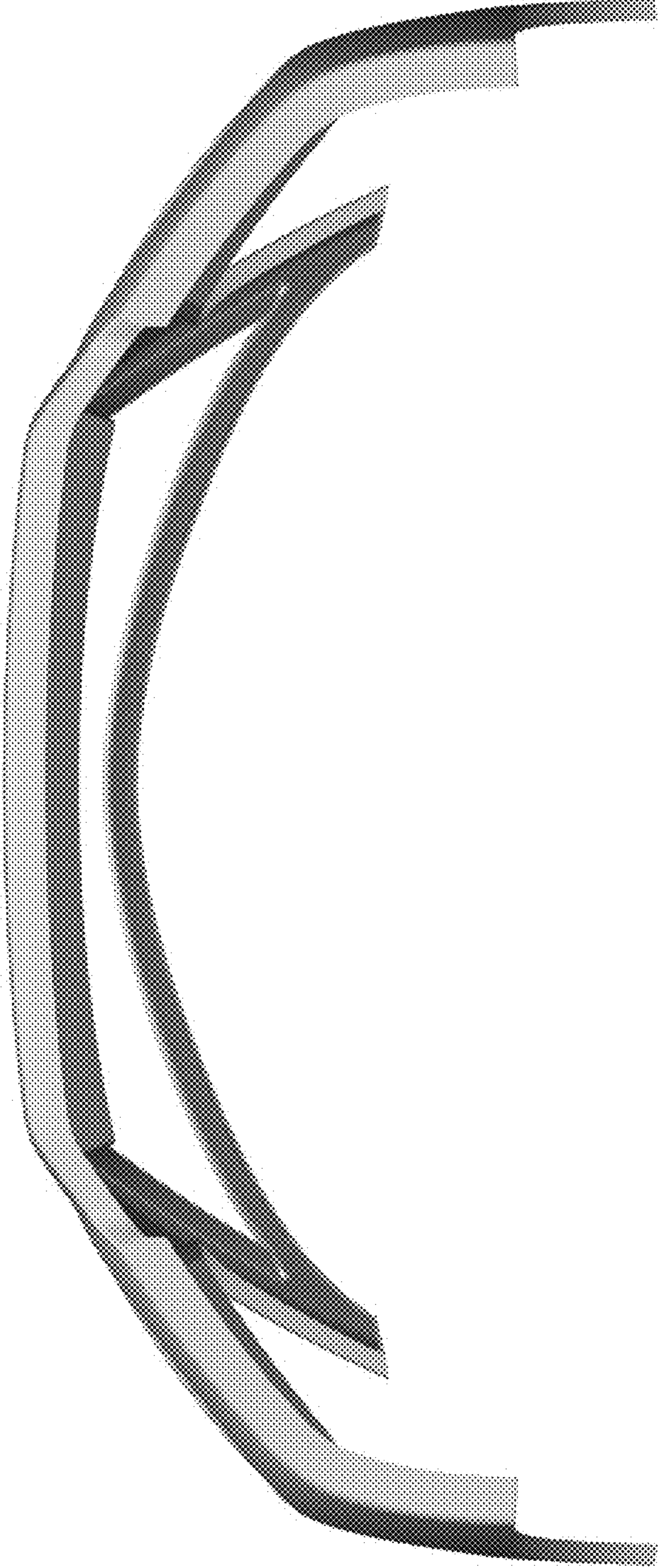


FIG. 3




FIG. 4




FIG. 5




FIG. 6

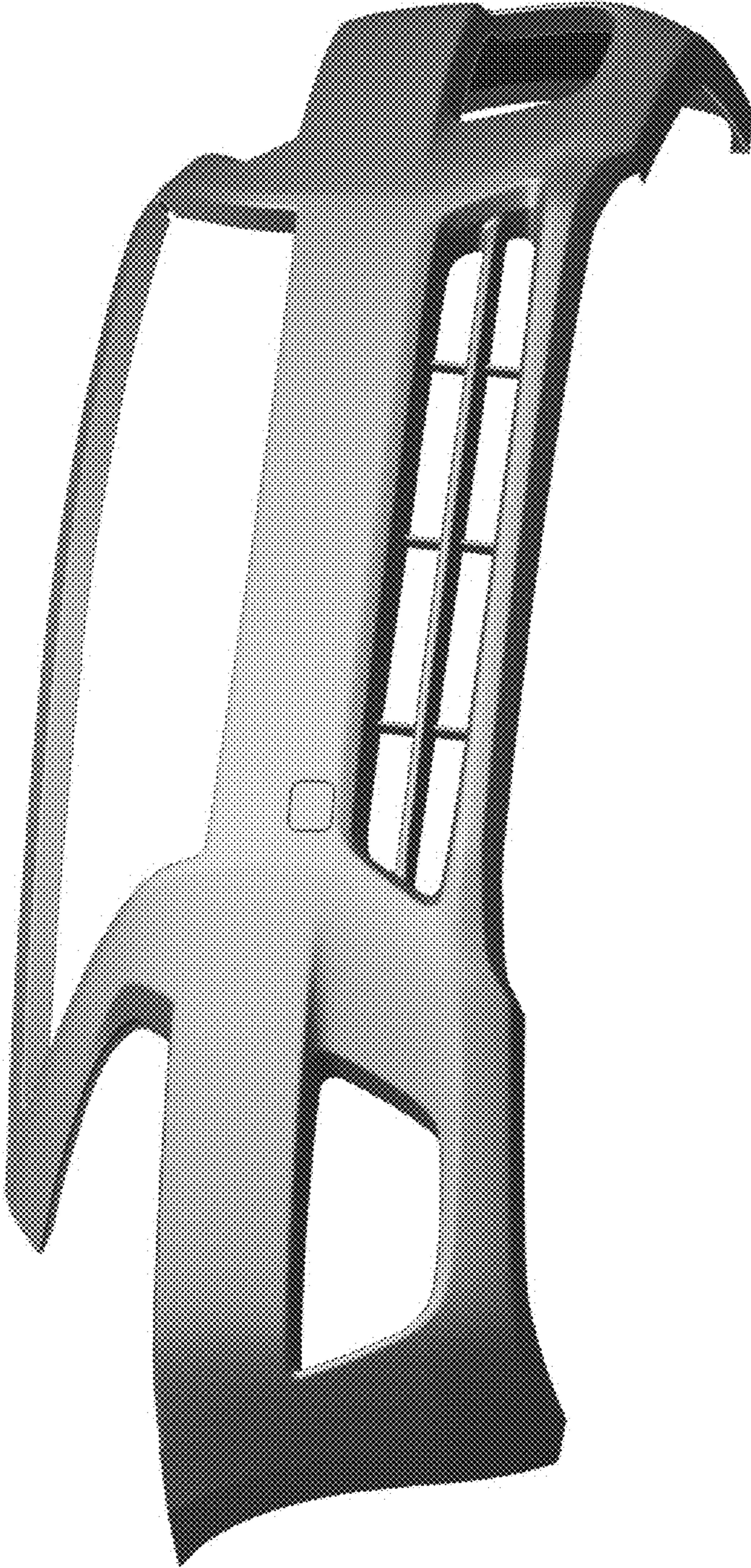


FIG. 7