



US00D699162S

(12) **United States Design Patent**
Fetherston et al.

(10) **Patent No.:** **US D699,162 S**
(45) **Date of Patent:** **** Feb. 11, 2014**

(54) **FRONT PORTION OF A VEHICLE, TOY,
AND/OR REPLICAS THEREOF**

(75) Inventors: **Mark Fetherston**, Stuttgart (DE); **Klaus Frenzel**, Stuttgart (DE); **Hans-Dieter Futschik**, Stuttgart (DE); **Gorden Wagener**, Stuttgart (DE)

(73) Assignee: **Daimler AG**, Stuttgart (DE)

(**) Term: **14 Years**

(21) Appl. No.: **29/430,921**

(22) Filed: **Aug. 31, 2012**

(30) **Foreign Application Priority Data**

Mar. 1, 2012 (EM) 002001016-0003

(51) **LOC (10) Cl.** **12-16**

(52) **U.S. Cl.**
USPC **D12/164**

(58) **Field of Classification Search**
USPC D12/86, 90-92, 164, 196; D21/424,
D21/433, 434; 296/181.1, 181.5
See application file for complete search history.

(56) **References Cited**

U.S. PATENT DOCUMENTS

D664,078	S	*	7/2012	Futschik et al.	D12/164
D680,031	S	*	4/2013	Fetherston et al.	D12/92
D680,035	S	*	4/2013	Fetherston et al.	D12/164
D688,162	S	*	8/2013	Fetherston et al.	D12/92
D688,173	S	*	8/2013	Fetherston et al.	D12/164

OTHER PUBLICATIONS

“Mercedes-Benz Concept A-Class,” Mercedes-Benz, Apr. 19, 2011.

* cited by examiner

Primary Examiner — Melody Brown

(74) *Attorney, Agent, or Firm* — Crowell & Moring LLP

(57) **CLAIM**

The ornamental design for a front portion of a vehicle, toy, and/or replicas thereof, as shown and described.

DESCRIPTION

This application contains subject matter related to the following co-pending U.S. design patent applications:

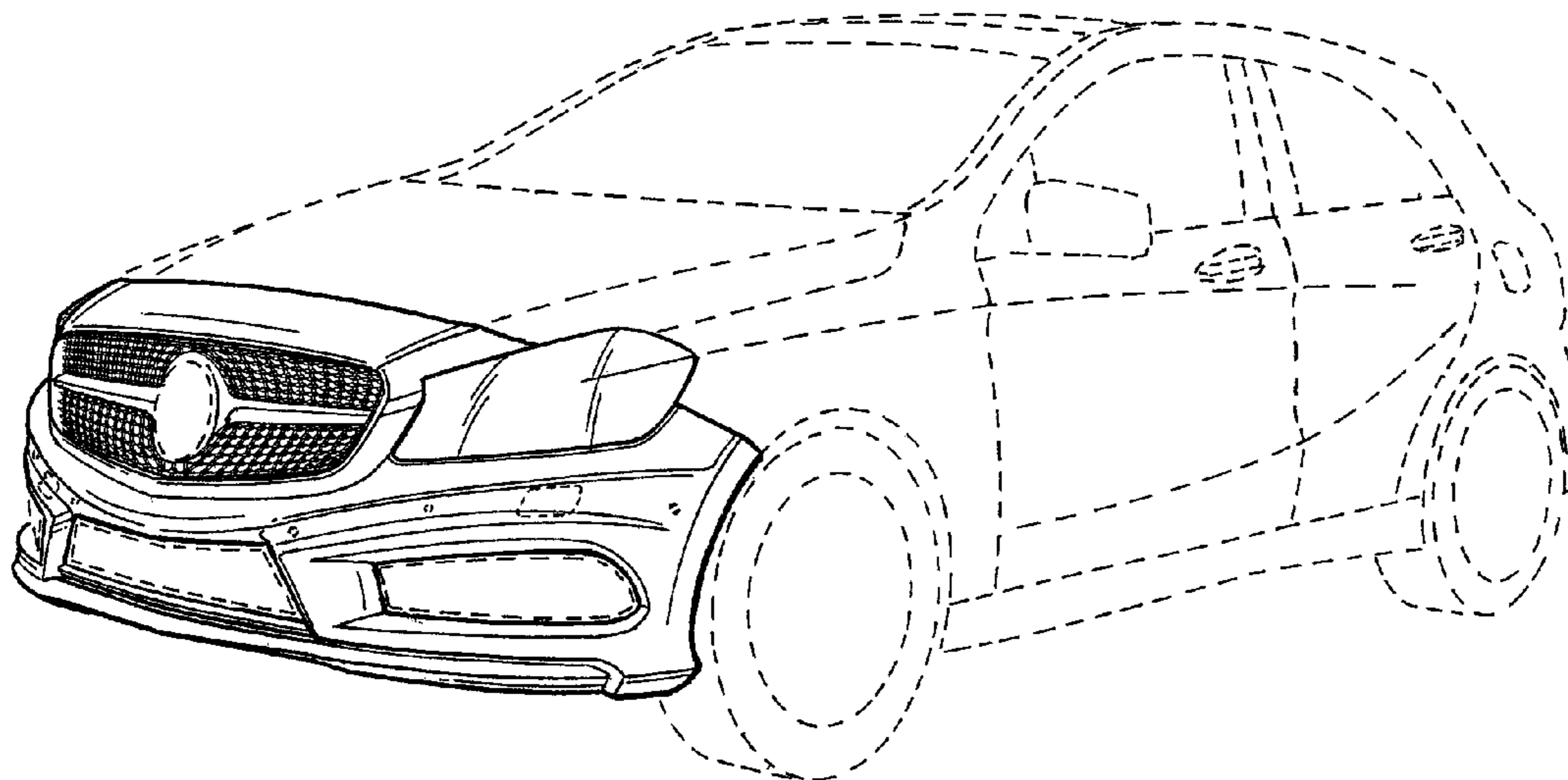
Application Ser. No. 29/430,924, filed herewith and entitled “Radiator Grill for a Vehicle”;

Application Ser. No. 29/402,401, filed Sep. 23, 2011 and entitled “Vehicle Toy, and/or Replicas Thereof;” and Application Ser. No. 29/402,402, filed Sep. 23, 2011 and entitled “Front Portion of a Vehicle Toy, and/or Replicas Thereof.”

FIG. 1 is a right perspective view of a front portion of a vehicle, toy, and/or replicas thereof according to our design; FIG. 2 is a left perspective view thereof; FIG. 3 is a right side view thereof; FIG. 4 is a left side view thereof; and, FIG. 5 is a front view thereof.

The broken lines are for illustrative purposes only and form no part of the claimed design.

1 Claim, 5 Drawing Sheets



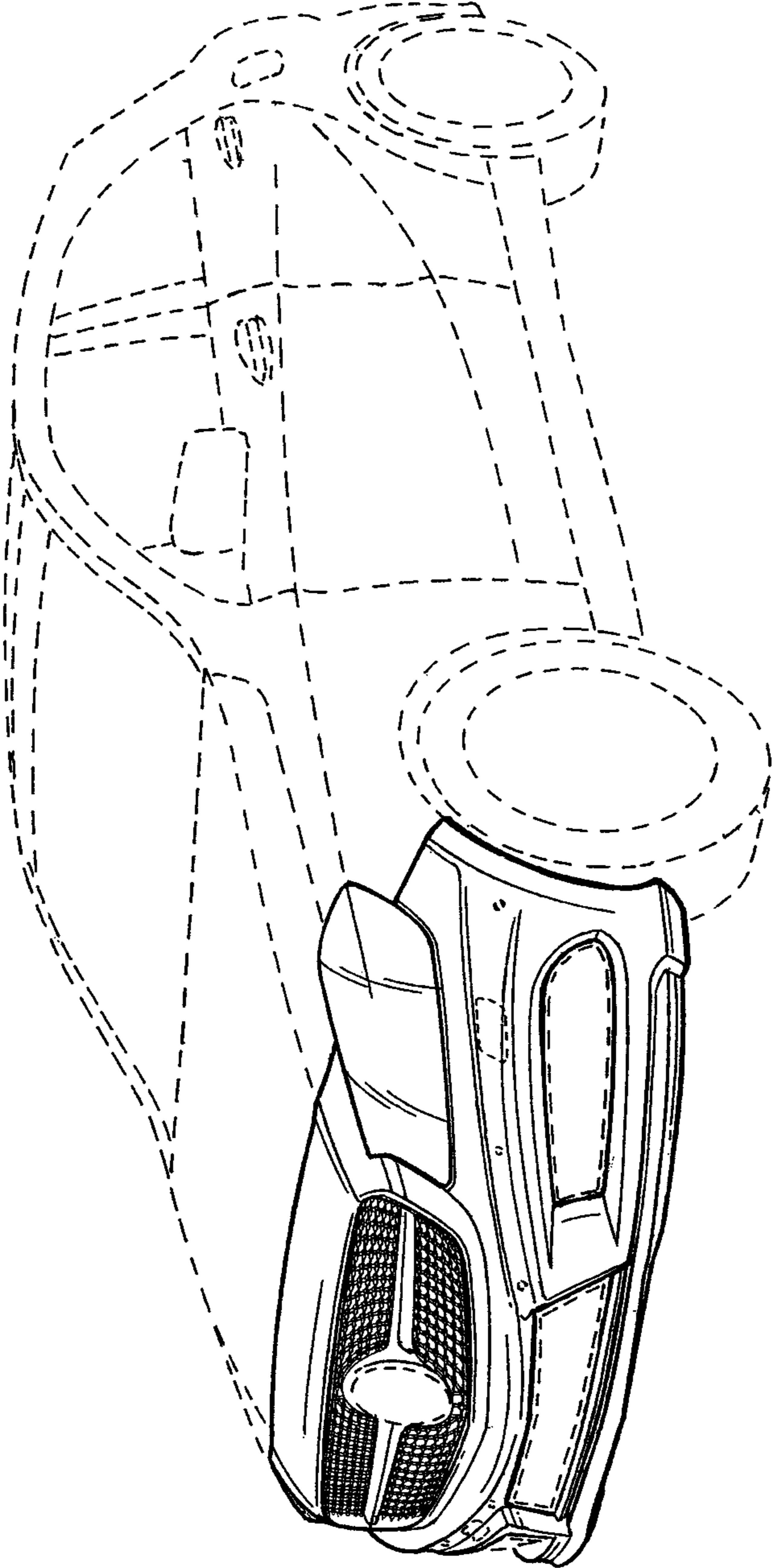


FIG. 1

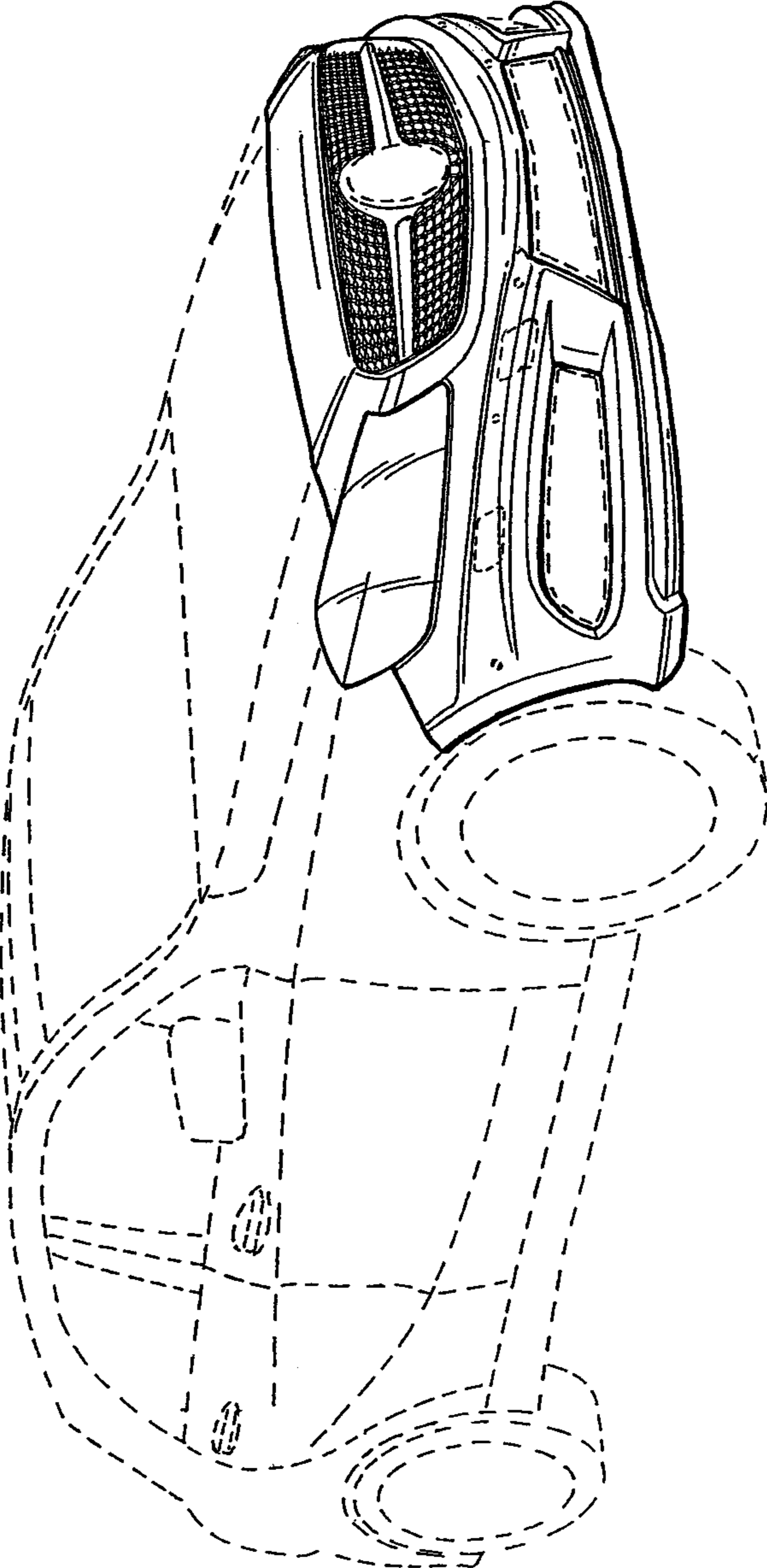


FIG. 2

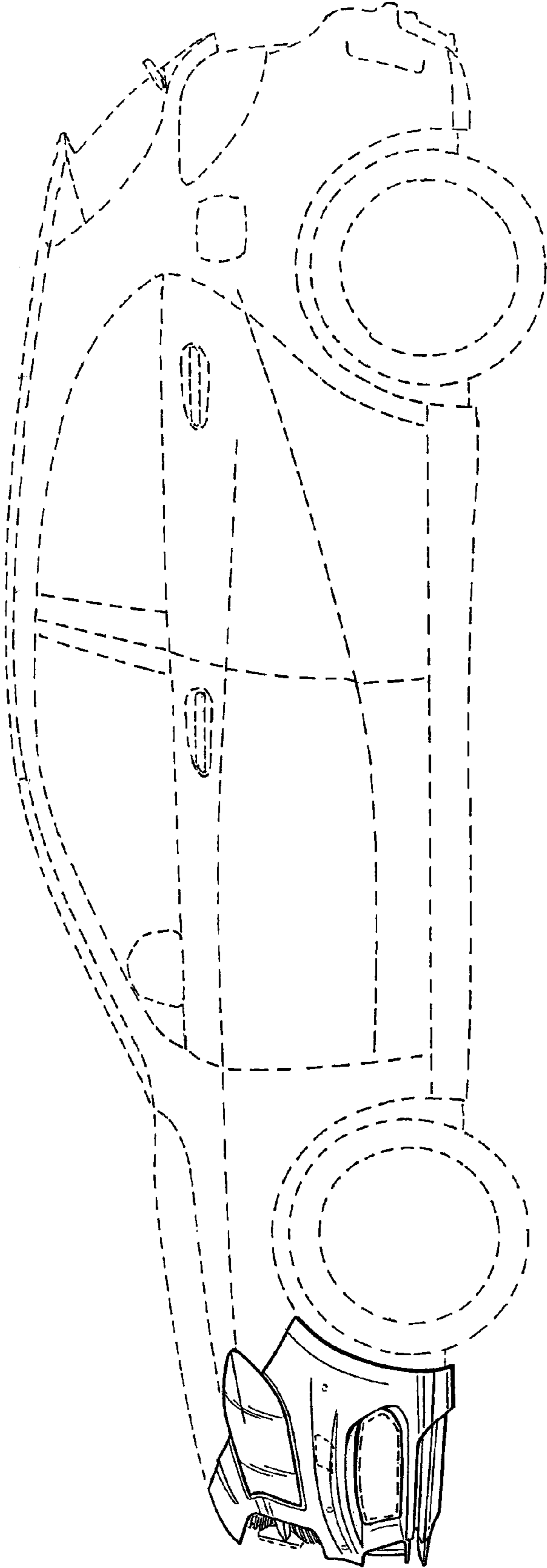


FIG. 3

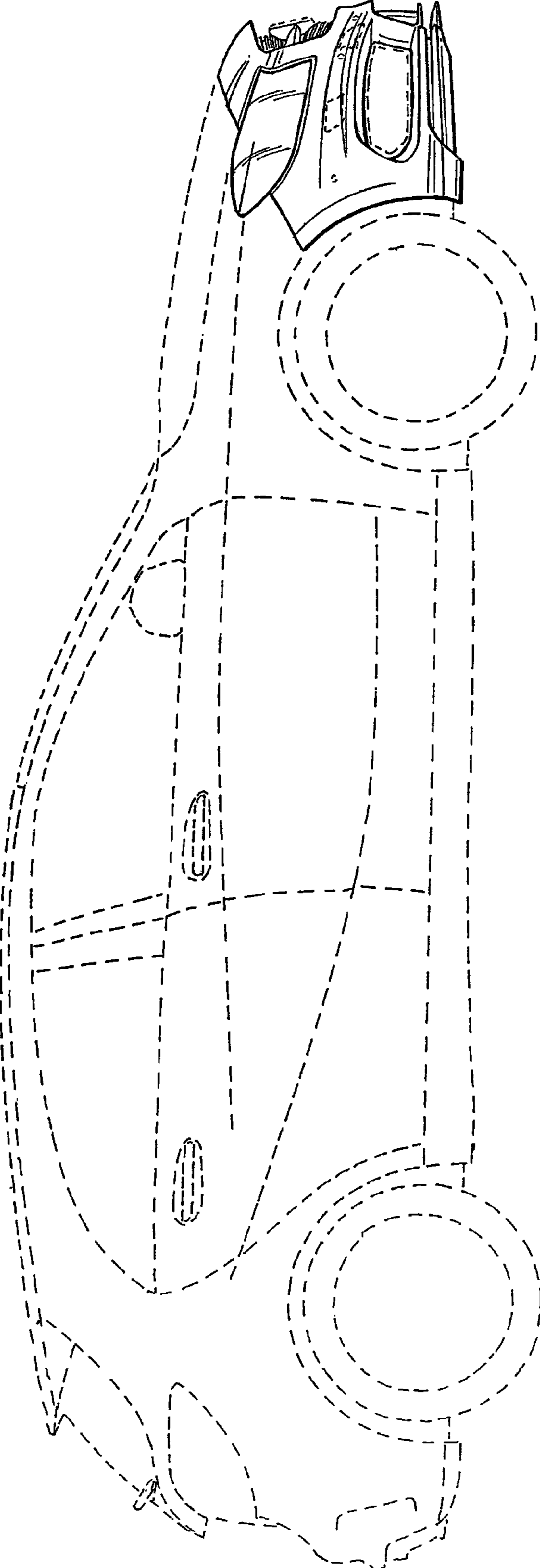


FIG. 4

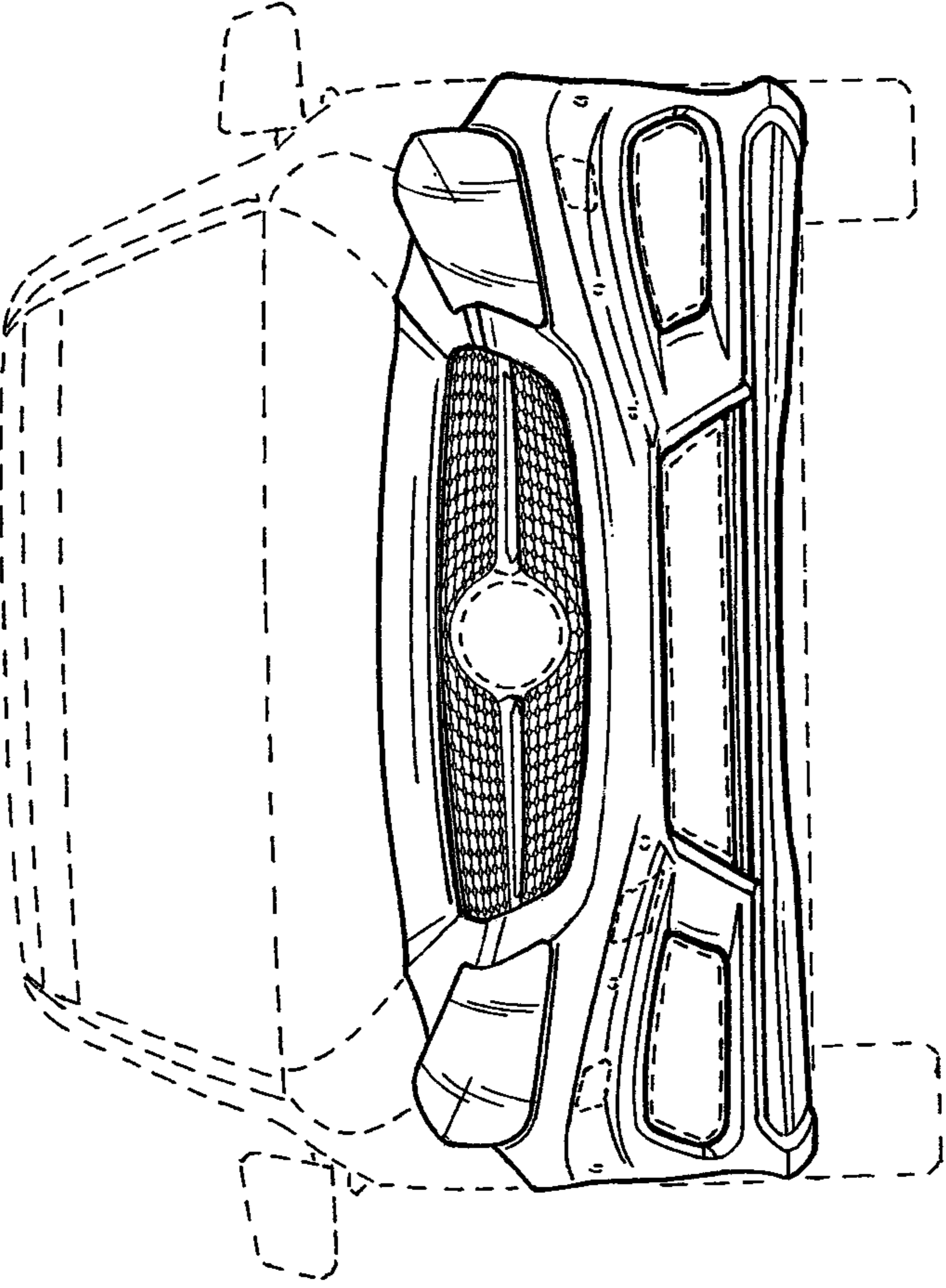


FIG. 5