

US00D699132S

(12) **United States Design Patent**  
**Haykeen**

(10) **Patent No.:** **US D699,132 S**  
(45) **Date of Patent:** **\*\* Feb. 11, 2014**

(54) **FOLDABLE PORTABLE WALL-MOUNTED  
HEIGHT MEASURING DEVICE TO  
MEASURE THE HEIGHT OF A PERSON, AND  
A STAMPED RECORDATION OF THE DATE  
THE HEIGHT MEASUREMENT WAS TAKEN**

(71) Applicant: **Zohar Haykeen**, Valley Village, CA  
(US)

(72) Inventor: **Zohar Haykeen**, Valley Village, CA  
(US)

(\*\*) Term: **14 Years**

(21) Appl. No.: **29/432,704**

(22) Filed: **Sep. 19, 2012**

(51) **LOC (10) Cl.** ..... **10-04**

(52) **U.S. Cl.**  
USPC ..... **D10/70**

(58) **Field of Classification Search**  
USPC ..... D10/70; 33/511, 512, 515, 832, 838,  
33/483, 484, 485, 492, 783, 806, 809–812  
See application file for complete search history.

(56) **References Cited**

U.S. PATENT DOCUMENTS

4,694,581 A \* 9/1987 Heinrich et al. .... 33/832  
D320,569 S \* 10/1991 Goldberg ..... D10/70

6,226,881 B1 \* 5/2001 Landauer ..... 33/515  
D611,369 S \* 3/2010 Garthoff et al. .... D10/70  
D639,685 S \* 6/2011 Dahlin et al. .... D10/70

\* cited by examiner

*Primary Examiner* — Antoine D Davis

(74) *Attorney, Agent, or Firm* — Thomas I. Rozsa

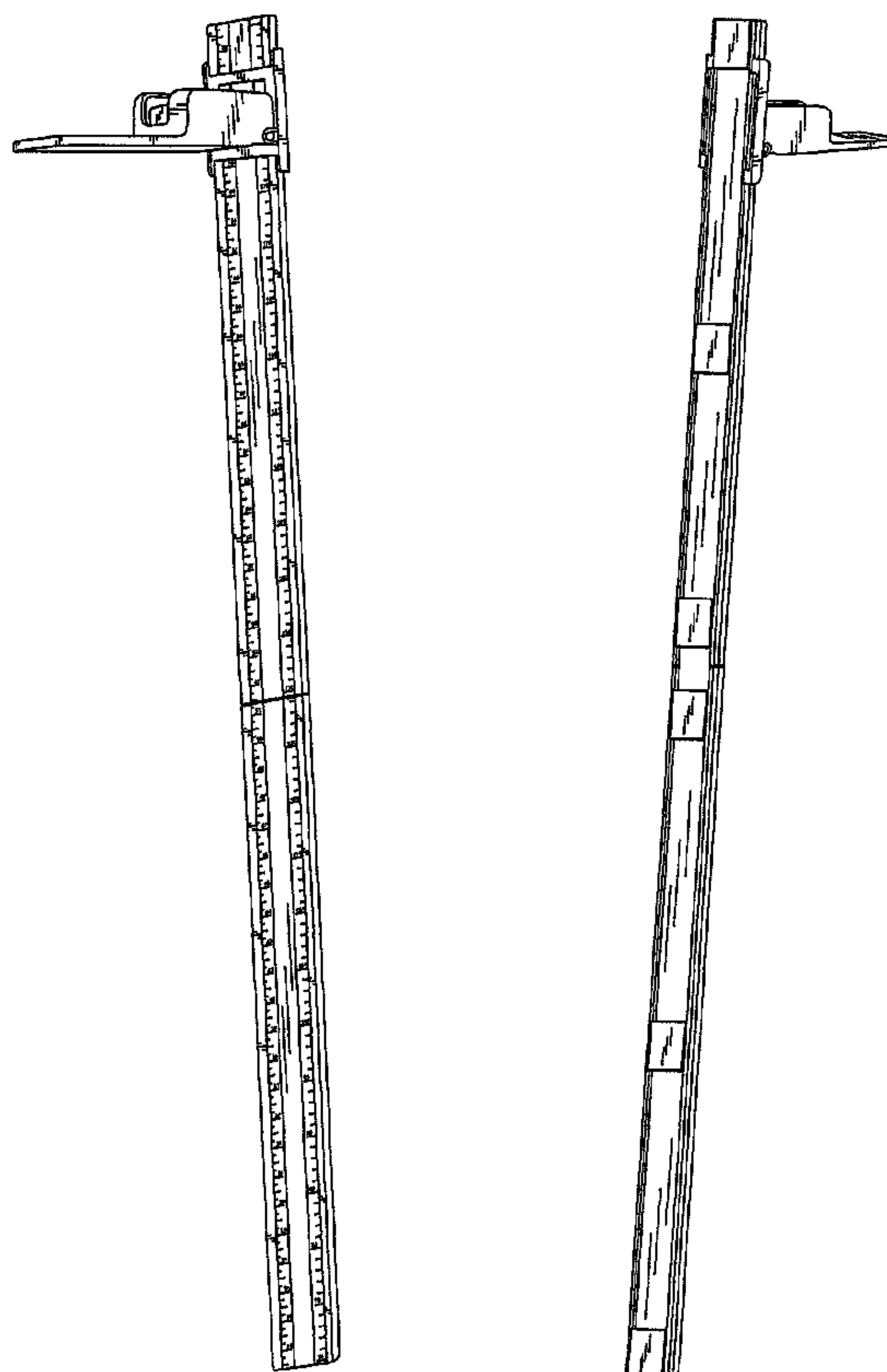
(57) **CLAIM**

The ornamental design for a foldable portable wall-mounted height measuring device to measure the height of a person, and a stamped recordation of the date the height measurement was taken, as shown and described.

### DESCRIPTION

FIG. 1 is a front perspective view of the foldable portable wall-mounted height measuring device to measure the height of a person, and a stamped recordation of the date the height measurement was taken, showing my new design;  
FIG. 2 is a rear perspective view thereof;  
FIG. 3 is front elevational view thereof;  
FIG. 4 is a rear elevational view thereof;  
FIG. 5 is a right side elevational view thereof;  
FIG. 6 is a left side elevational view thereof;  
FIG. 7 is a top plan view thereof; and,  
FIG. 8 is a bottom plan view thereof.

**1 Claim, 5 Drawing Sheets**



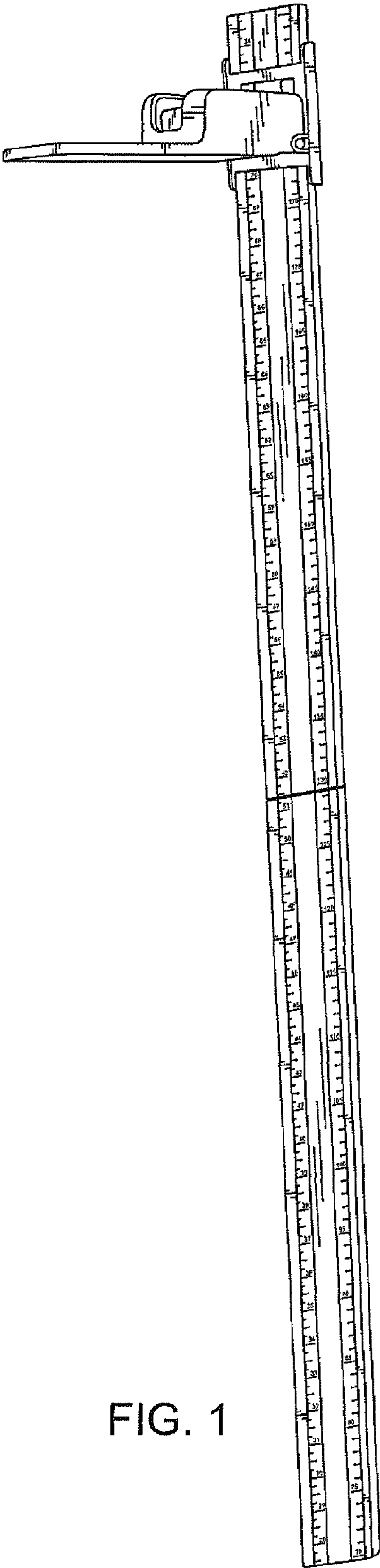


FIG. 1

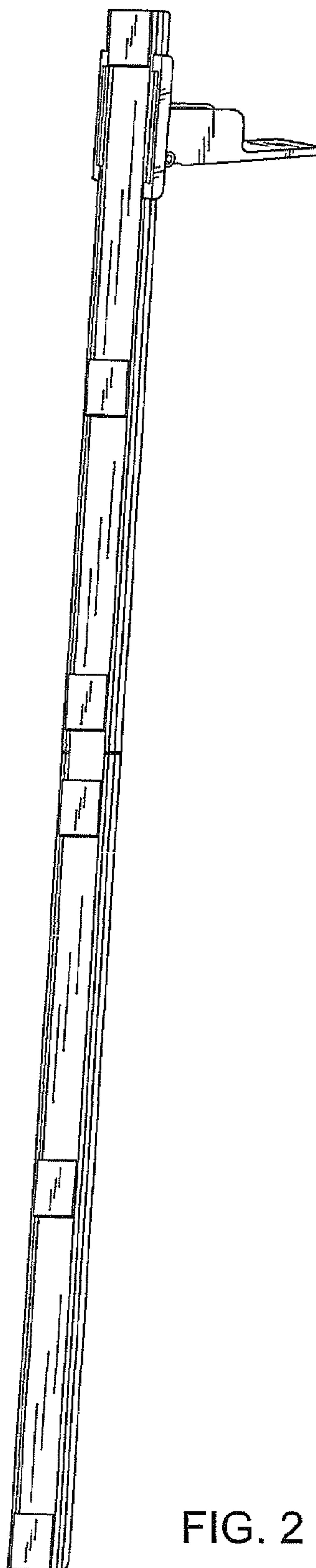


FIG. 2

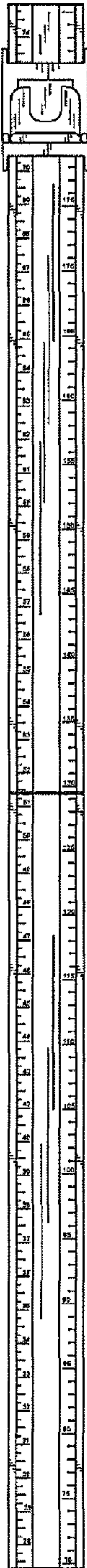


FIG. 3

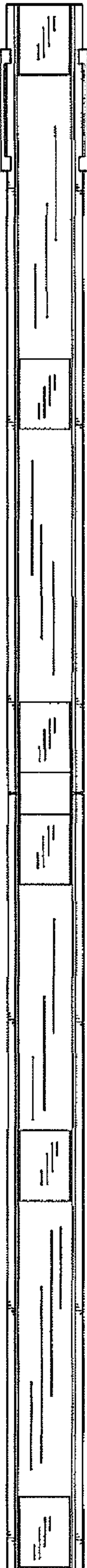


FIG. 4

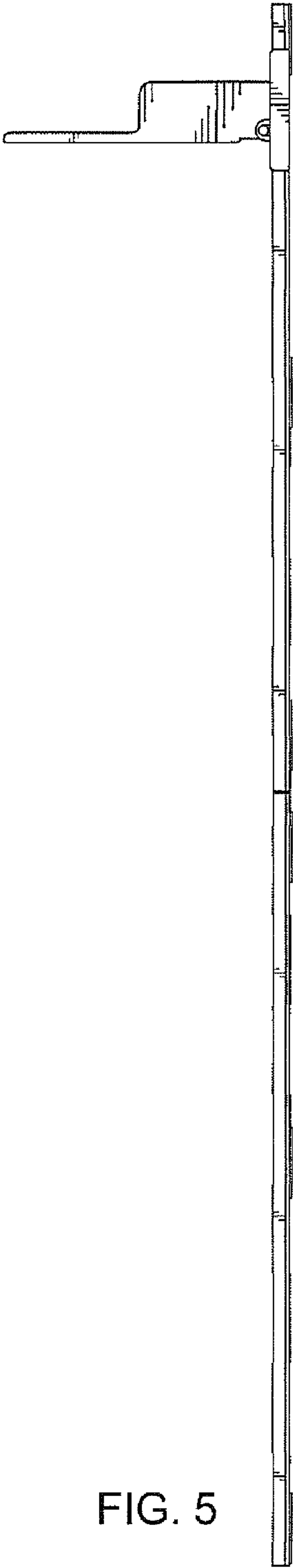


FIG. 5

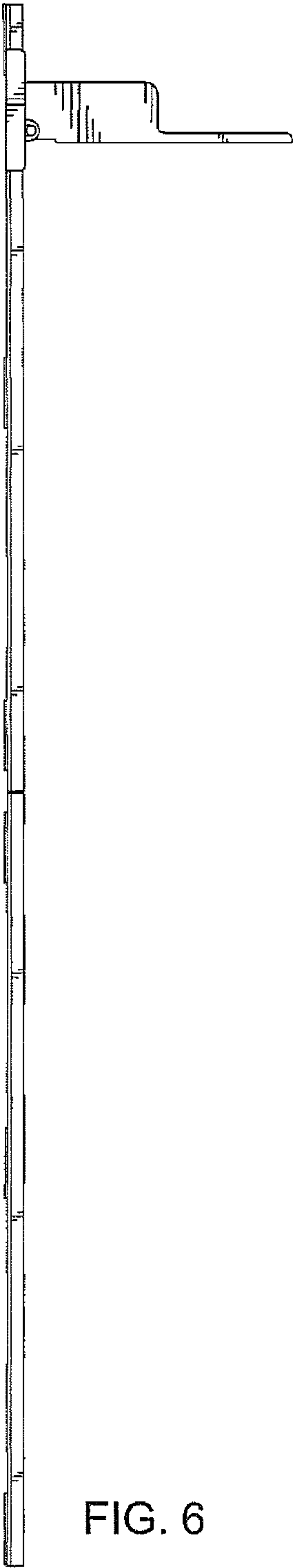


FIG. 6

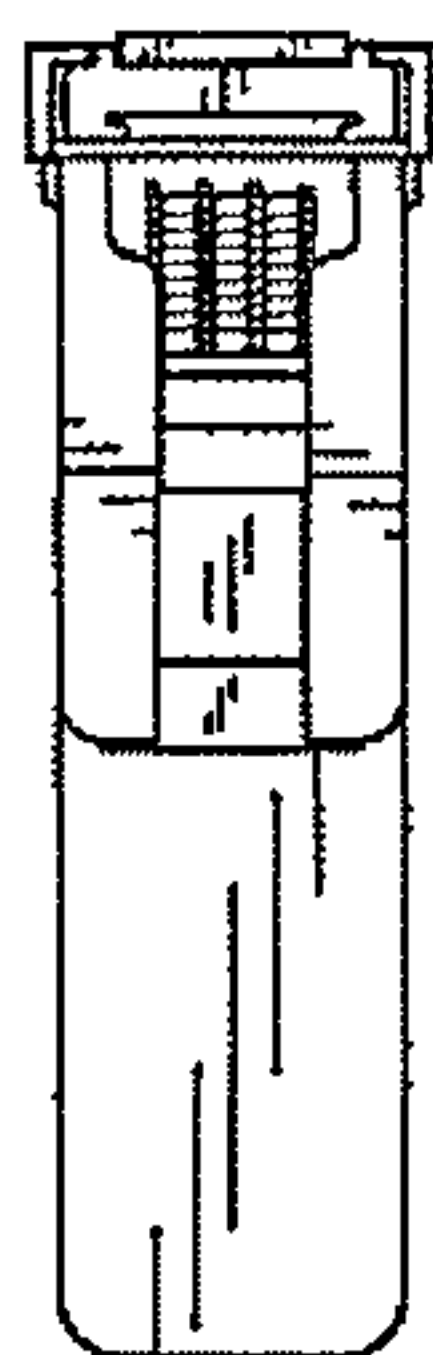


FIG. 7




FIG. 8