



US00D699119S

(12) **United States Design Patent**
Fukuda et al.

(10) **Patent No.:** **US D699,119 S**
(45) **Date of Patent:** **** Feb. 11, 2014**

(54) **PACKAGING BAG**

(75) Inventors: **Tetsuo Fukuda**, Osaka (JP); **Miki Moriyama**, Tokyo (JP); **Keisuke Ono**, Tokyo (JP)

(73) Assignee: **Otsuka Pharmaceutical Co., Ltd.**, Tokyo (JP)

(**) Term: **14 Years**

(21) Appl. No.: **29/424,980**

(22) Filed: **Jun. 18, 2012**

(30) **Foreign Application Priority Data**

Dec. 28, 2011 (JP) 2011-030657

(51) **LOC (10) Cl.** **09-01**

(52) **U.S. Cl.**
USPC **D9/624; D9/643; D9/707**

(58) **Field of Classification Search**
USPC D9/600, 614-628, 643, 652, 667,
D9/702-710; 215/400; 229/116.1; 383/66,
383/88, 104, 123

See application file for complete search history.

(56) **References Cited**

U.S. PATENT DOCUMENTS

D312,569 S * 12/1990 Wijas D9/625
5,018,646 A * 5/1991 Billman et al. 383/104
D319,176 S 8/1991 Sherman
D438,793 S 3/2001 Croft
D466,004 S 11/2002 Gates
D466,404 S * 12/2002 Gates D9/707
D477,992 S * 8/2003 Dennis et al. D9/710
6,913,388 B2 * 7/2005 Laske 383/66

D542,152 S 5/2007 Klis
D550,565 S * 9/2007 Lee D9/643
D554,522 S * 11/2007 Obregon et al. D9/624
D555,010 S 11/2007 Maier et al.
D602,377 S * 10/2009 Lin D9/709
D603,719 S 11/2009 Atkin
D607,343 S 1/2010 Poirier
D612,743 S 3/2010 Bradley
D613,615 S 4/2010 Hedstrom
D623,536 S 9/2010 Bohmke
D626,854 S * 11/2010 Chiang D9/624
D688,566 S 8/2013 Bohmke et al.

* cited by examiner

Primary Examiner — Sandra Morris

(74) *Attorney, Agent, or Firm* — Dennis R. Haszko

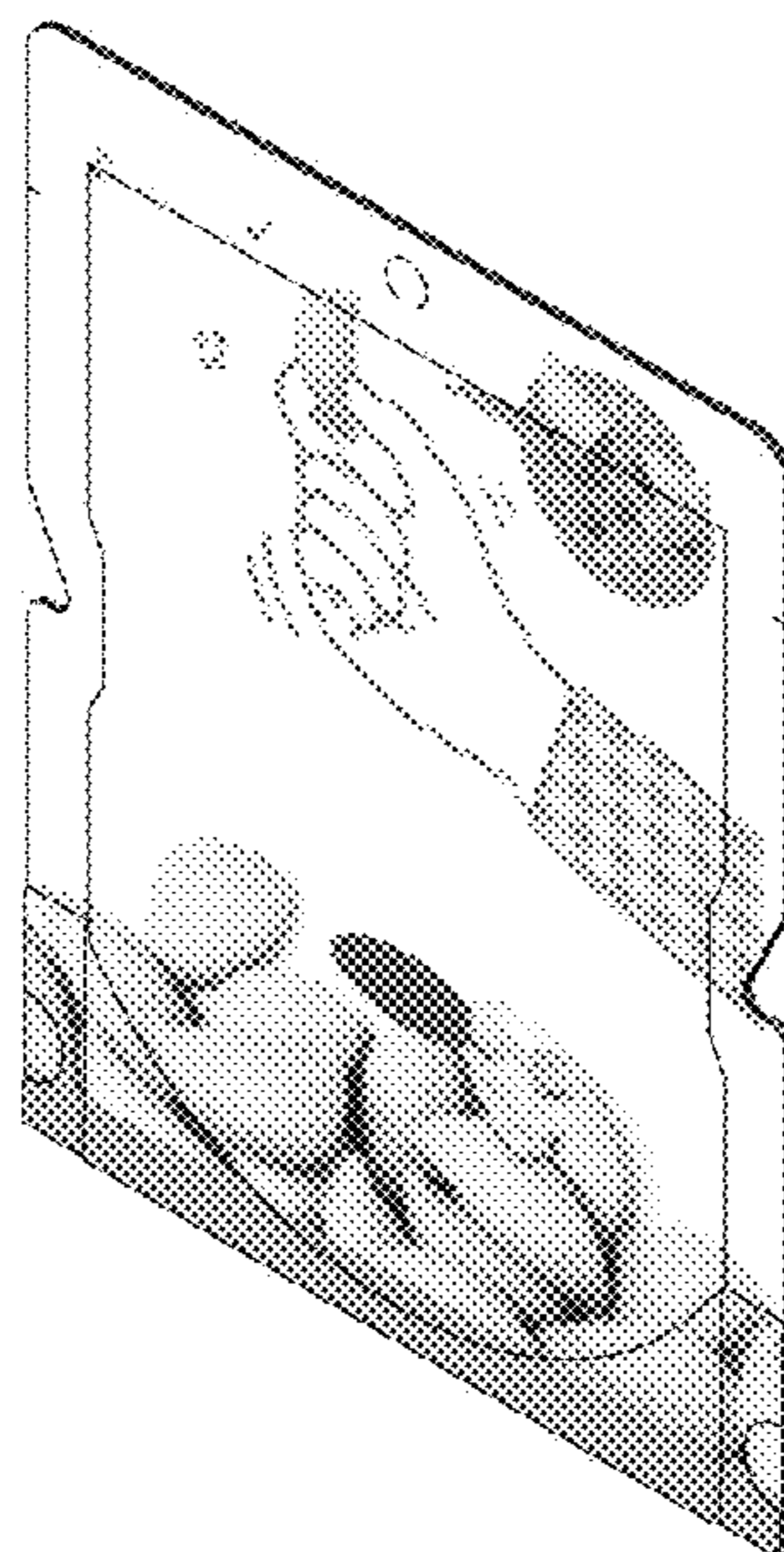
(57) **CLAIM**

The ornamental design for a packaging bag, as shown and described.

DESCRIPTION

FIG. 1 is a perspective view in reduced size of the packaging bag;
FIG. 2 is a front view thereof;
FIG. 3 is a rear view thereof;
FIG. 4 is a plan view thereof;
FIG. 5 is a bottom view thereof;
FIG. 6 is right side view thereof;
FIG. 7 is a left side view thereof;
FIG. 8 is an end view thereof taken along line 8-8 indicating the vertical axis in the front view in FIG. 2;
FIG. 9 is a perspective view thereof as viewed from the front side, which shows the article being folded over; and,
FIG. 10 is a perspective view thereof as viewed from the rear side, which shows the article being folded over.

1 Claim, 10 Drawing Sheets



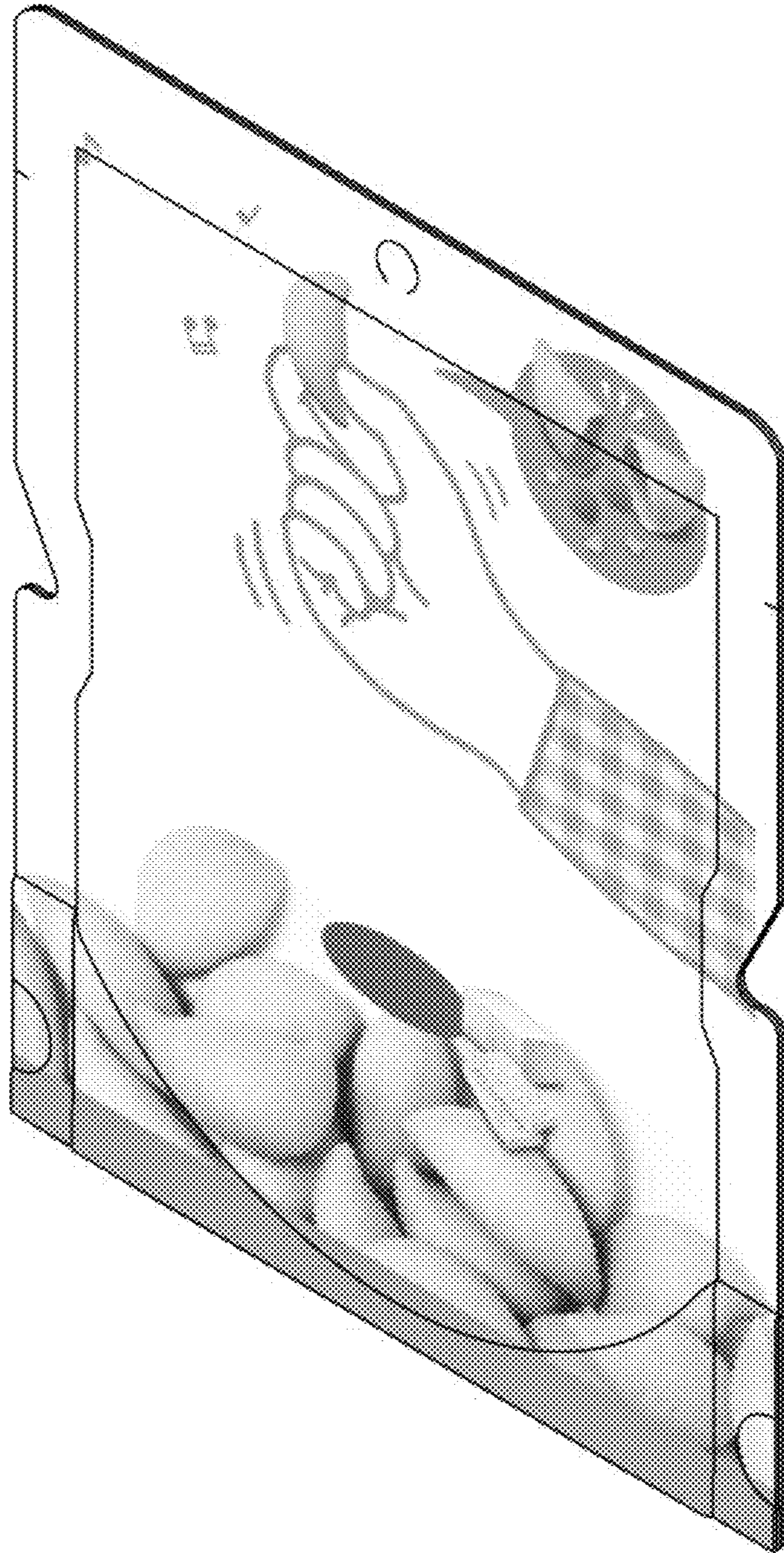


FIG.1




FIG.2

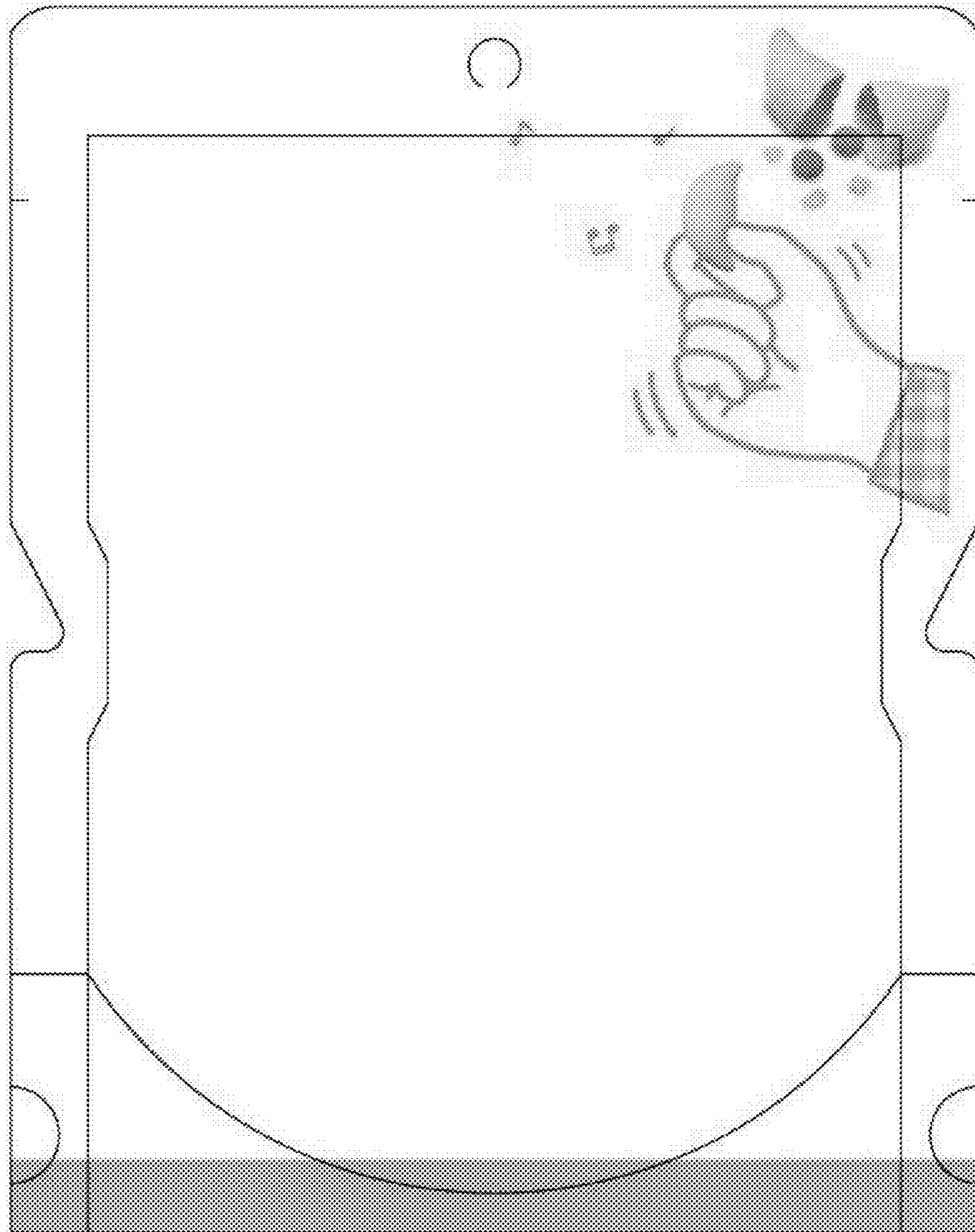


FIG.3




FIG.4




FIG.5




FIG.6




FIG.7



FIG.8

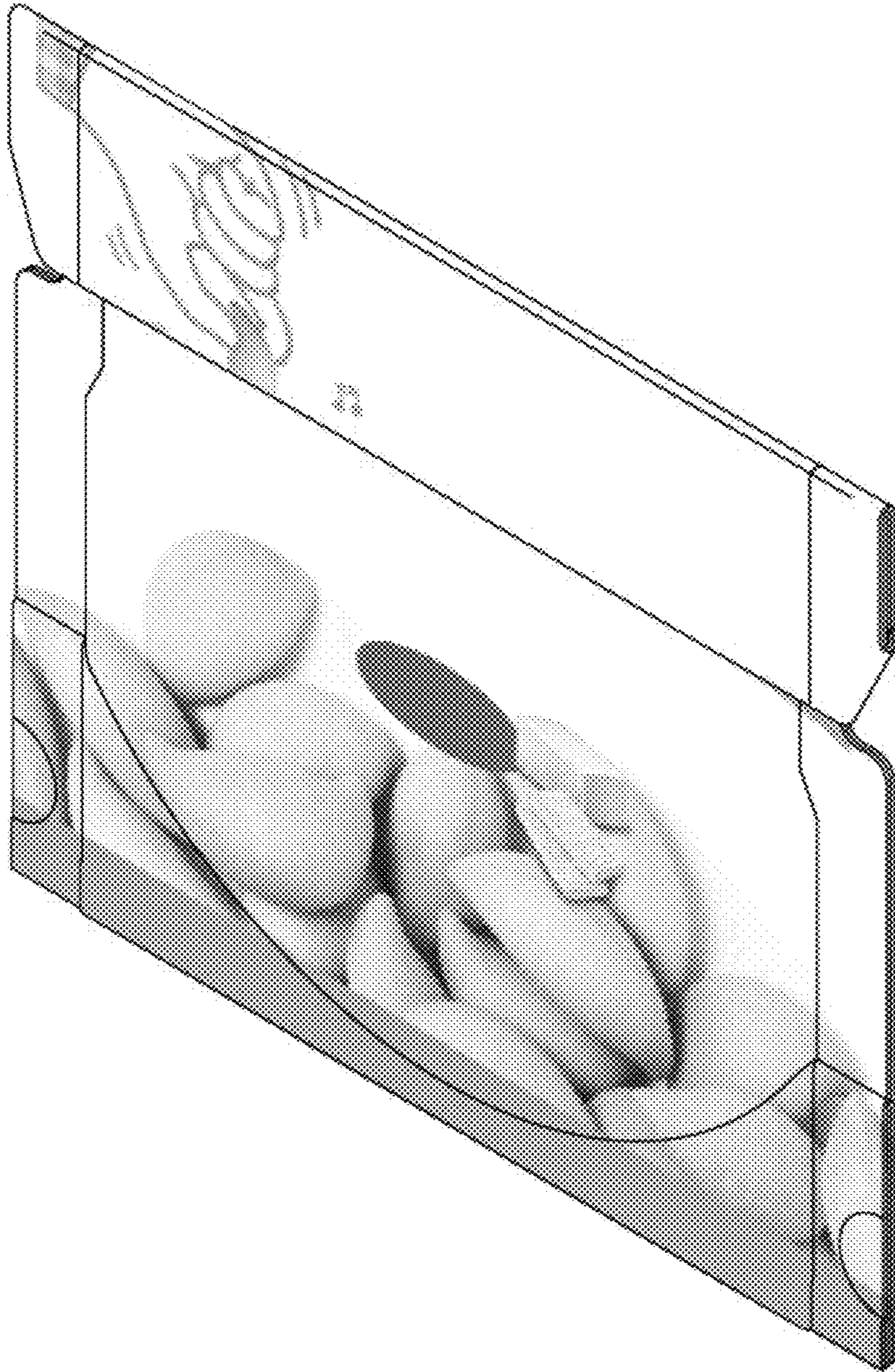


FIG.9

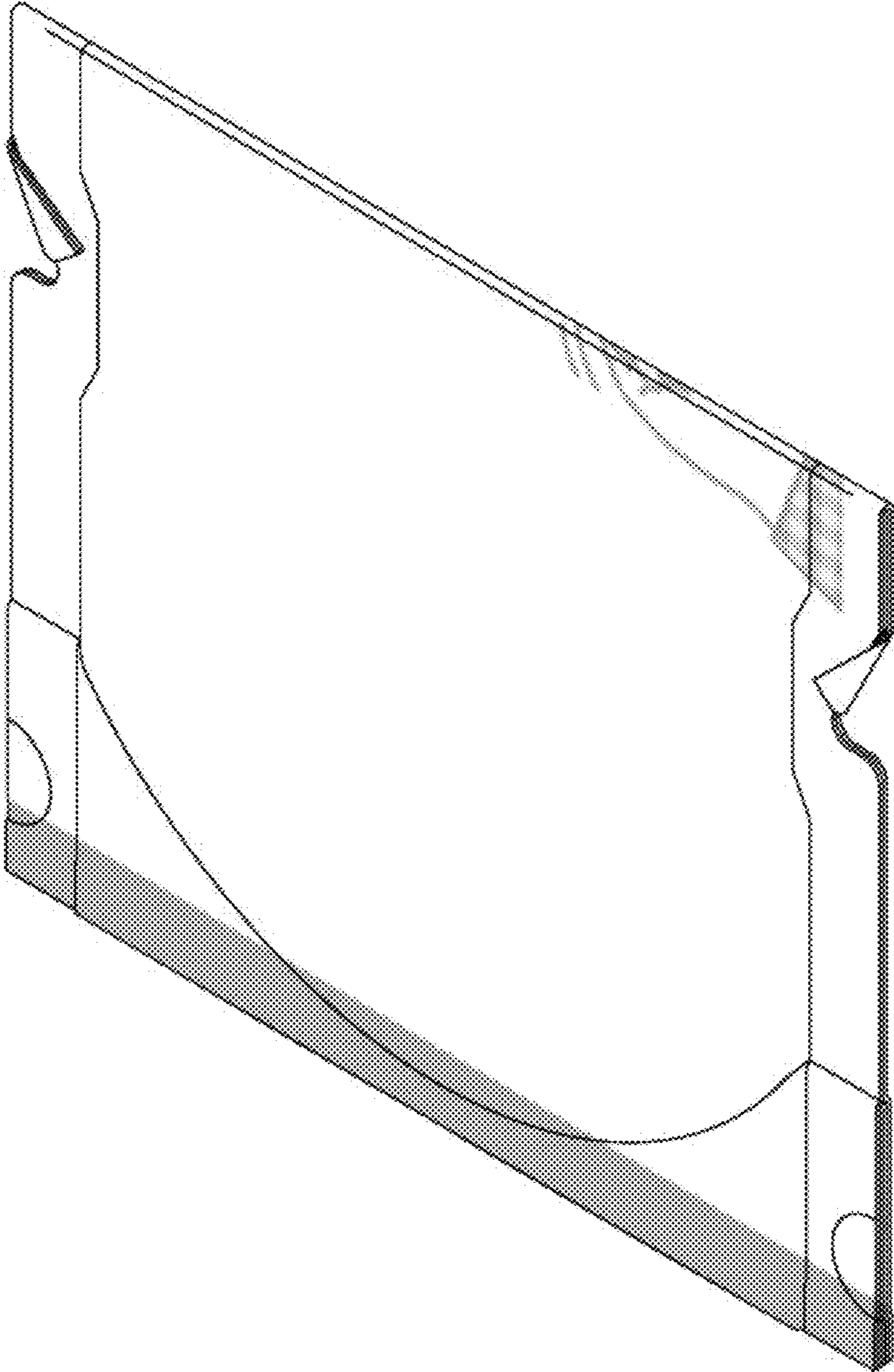


FIG.10