



US00D699114S

(12) **United States Design Patent**
Fleischhacker et al.

(10) **Patent No.:** **US D699,114 S**

(45) **Date of Patent:** **** Feb. 11, 2014**

(54) **CONTAINER**

(71) Applicant: **Plastipak Packaging, Inc.**, Plymouth, MI (US)

(72) Inventors: **Kyle Fleischhacker**, Detroit, MI (US); **Christopher E. Kaminski**, Northfield Center, OH (US); **Gaurav Patel**, Brunswick, OH (US)

(73) Assignee: **Plastipak Packaging, Inc.**, Plymouth, MI (US)

(**) Term: **14 Years**

(21) Appl. No.: **29/451,562**

(22) Filed: **Apr. 4, 2013**

(51) **LOC (10) Cl.** **09-01**

(52) **U.S. Cl.**
USPC **D9/516; D9/538; D9/552; D9/559**

(58) **Field of Classification Search**
USPC **D9/516, 520, 530, 537-541, 549-550, 552-559, 569; 215/379, 381-382; 220/660, 662-664, 669-673, 675**
See application file for complete search history.

(56) **References Cited**

U.S. PATENT DOCUMENTS

D100,342 S *	7/1936	Steuernagle	D9/552
D164,677 S *	10/1951	Du Pree	D7/300
D351,187 S *	10/1994	Suga	D18/43
D455,964 S *	4/2002	Patterson	D9/552
D462,013 S *	8/2002	Iizuka et al.	D9/538

6,666,001 B2 *	12/2003	Mero	53/413
D556,044 S *	11/2007	Hirata	D9/538
D570,701 S *	6/2008	Miller et al.	D9/550
D573,032 S *	7/2008	Lockman et al.	D9/550
D582,780 S *	12/2008	Bourne	D9/538
D584,157 S *	1/2009	Lepoitevin	D9/552
D600,559 S *	9/2009	Lepoitevin	D9/538
D607,730 S *	1/2010	Lepoitevin	D9/516
D607,733 S *	1/2010	Lepoitevin	D9/538
D666,497 S *	9/2012	Lepoitevin	D9/516

* cited by examiner

Primary Examiner — Ian Simmons

Assistant Examiner — Dana L Meyrow

(74) *Attorney, Agent, or Firm* — Mario A. Tabone; Plastipak Packaging, Inc.

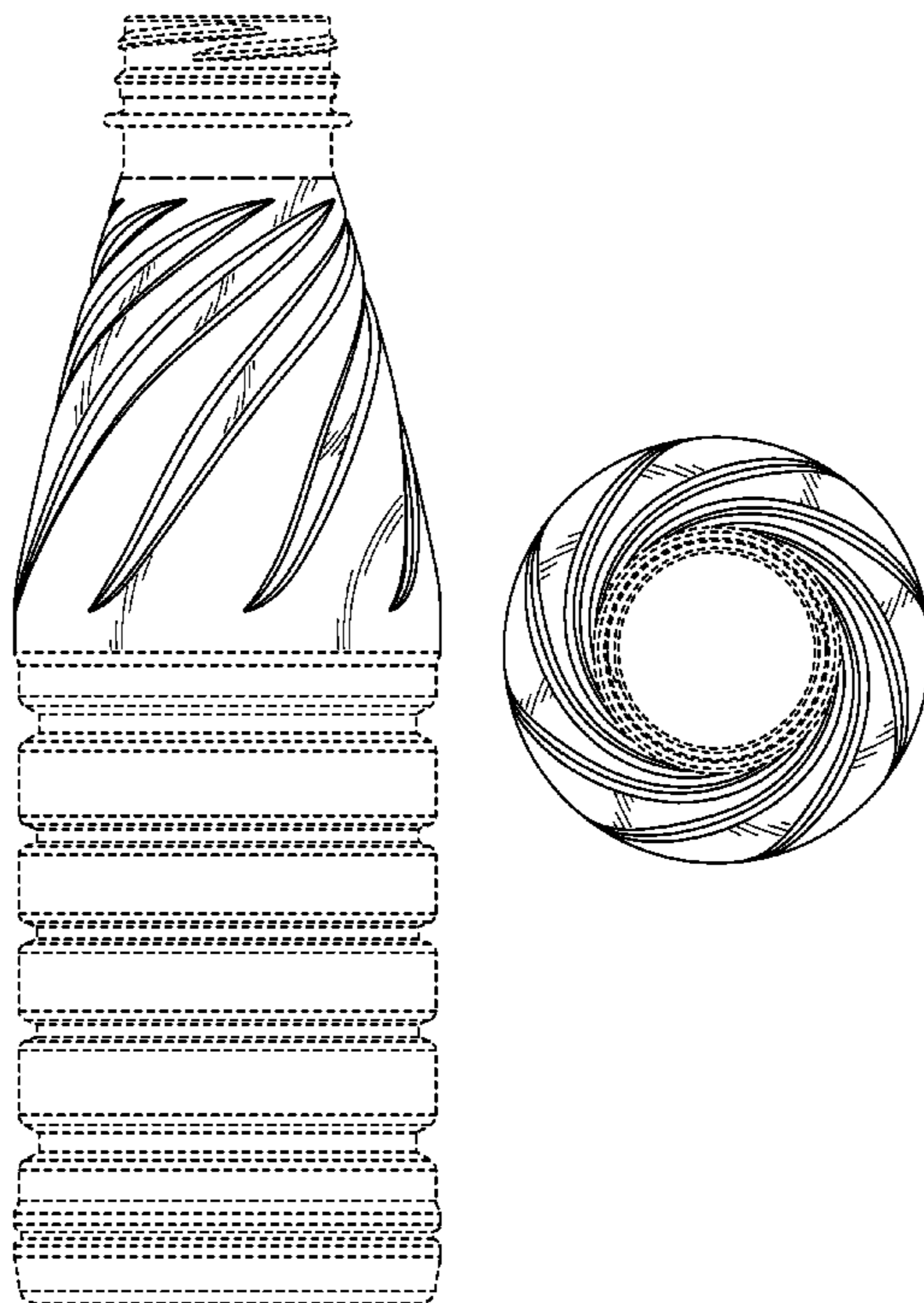
(57) **CLAIM**

The ornamental design for a container, as shown and described.

DESCRIPTION

FIG. 1 is a top-front-left perspective view of the claimed design;
FIG. 2 is a front elevational view thereof;
FIG. 3 is a rear elevational view thereof;
FIG. 4 is a left elevational view thereof;
FIG. 5 is a right elevational view thereof;
FIG. 6 is a top plan view thereof; and,
FIG. 7 is a bottom plan view thereof.
The evenly dashed broken lines in the drawings illustrate the portions of the design that form no part of the claim. The dot-dot-dash broken lines in the drawings define the bounds of the claim and form no part thereof.

1 Claim, 6 Drawing Sheets



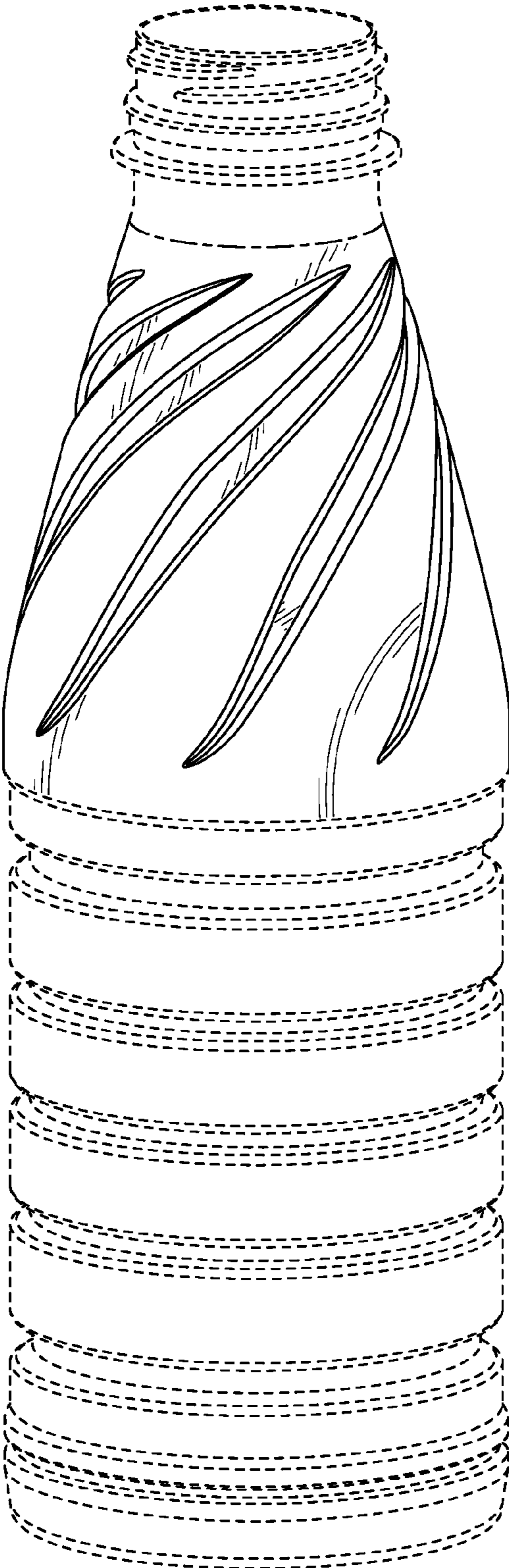


FIG. 1

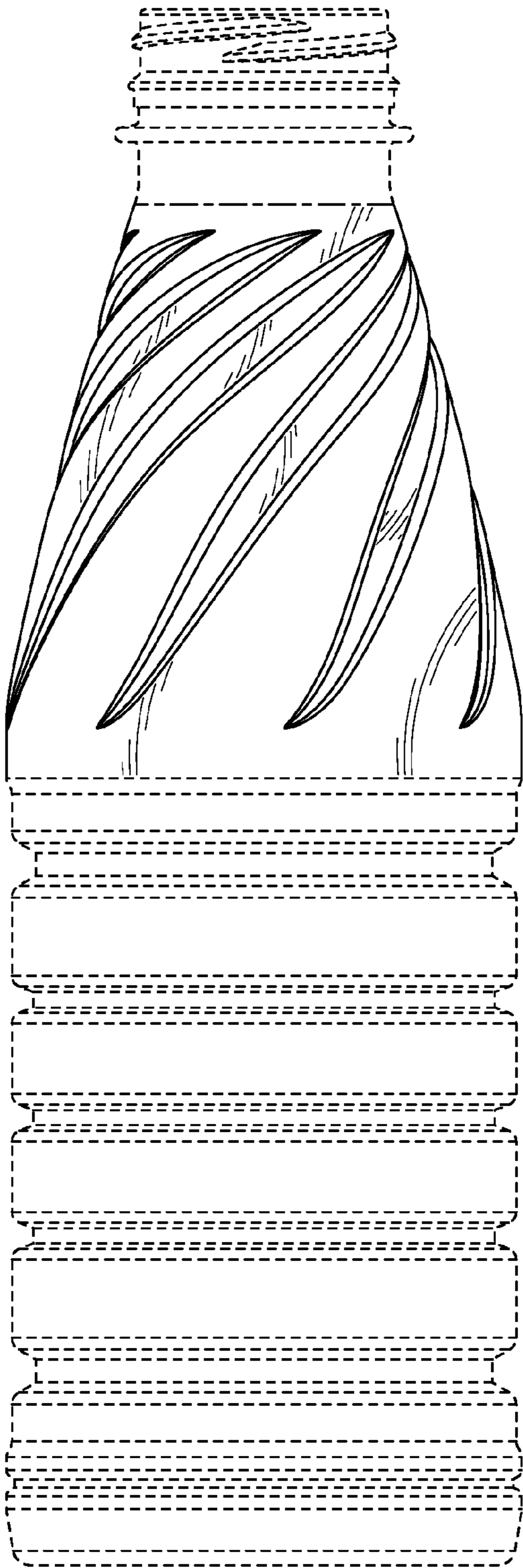


FIG. 2

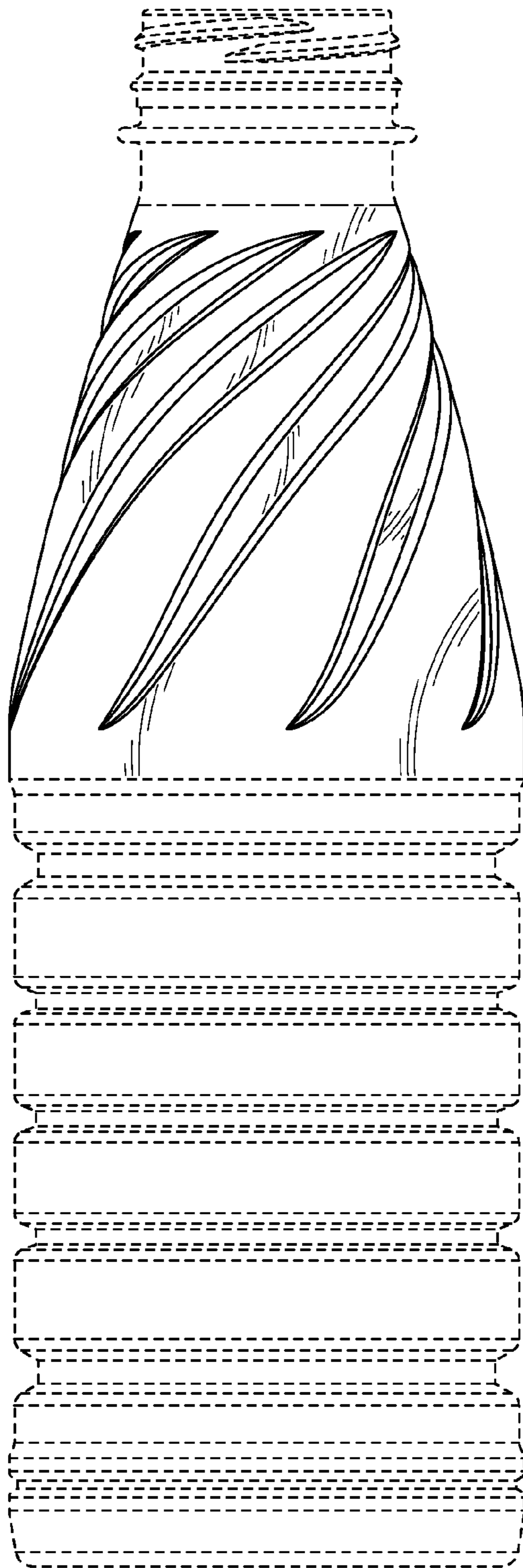


FIG. 3

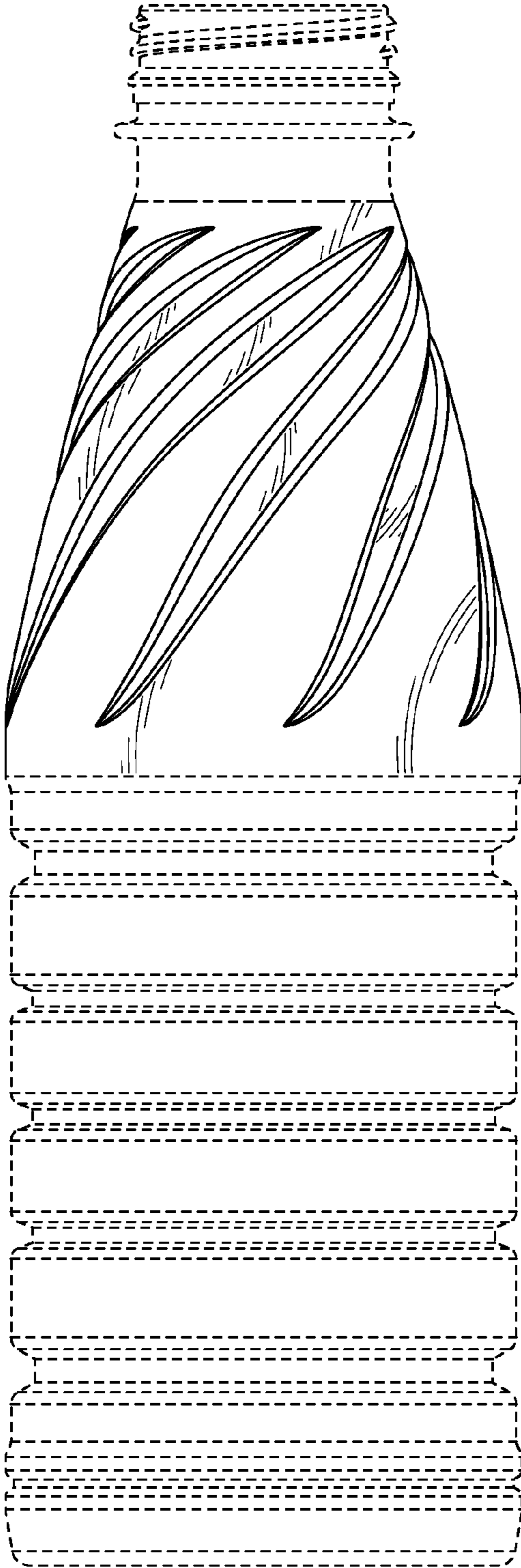


FIG. 4




FIG. 5

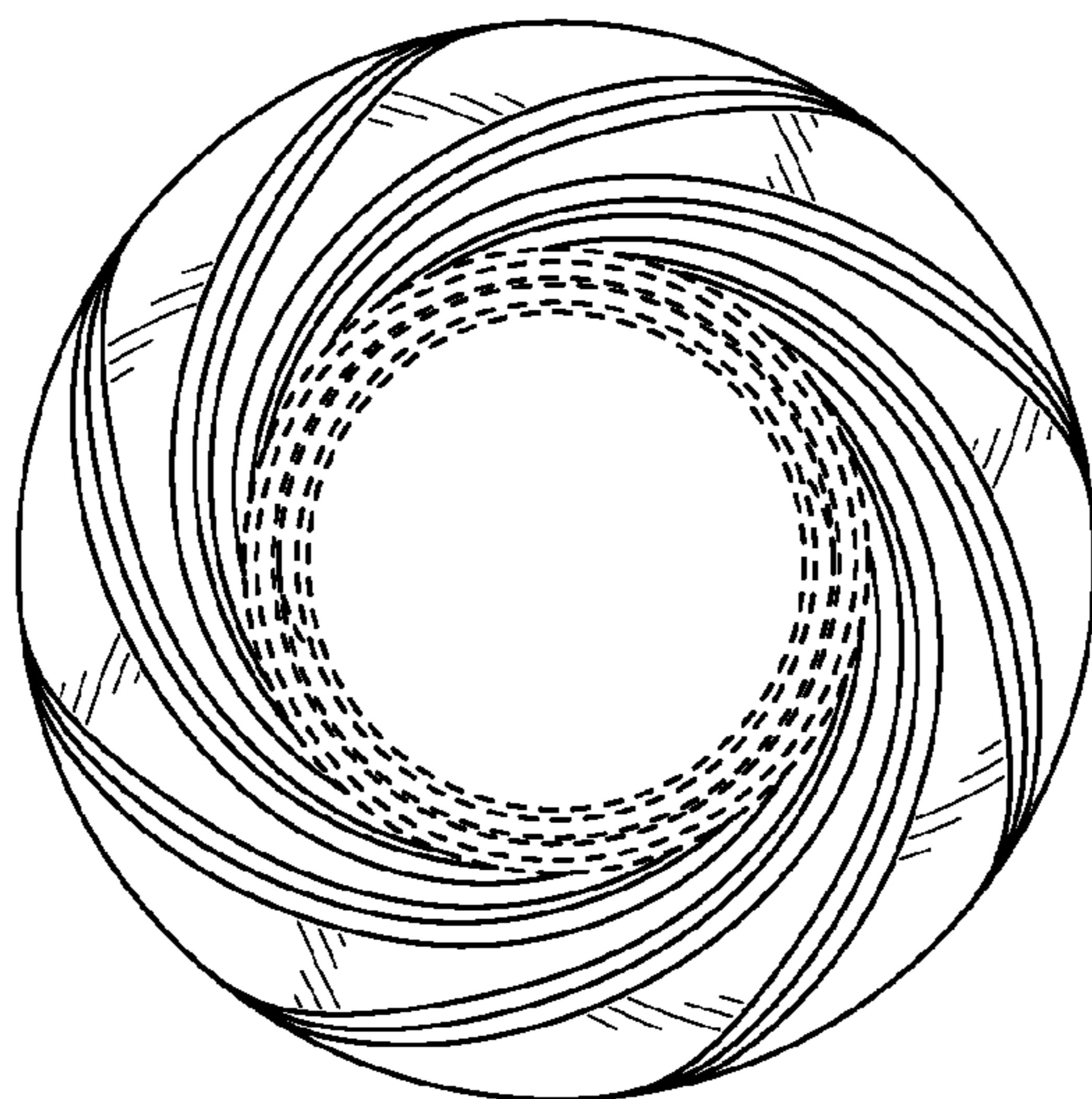


FIG. 6

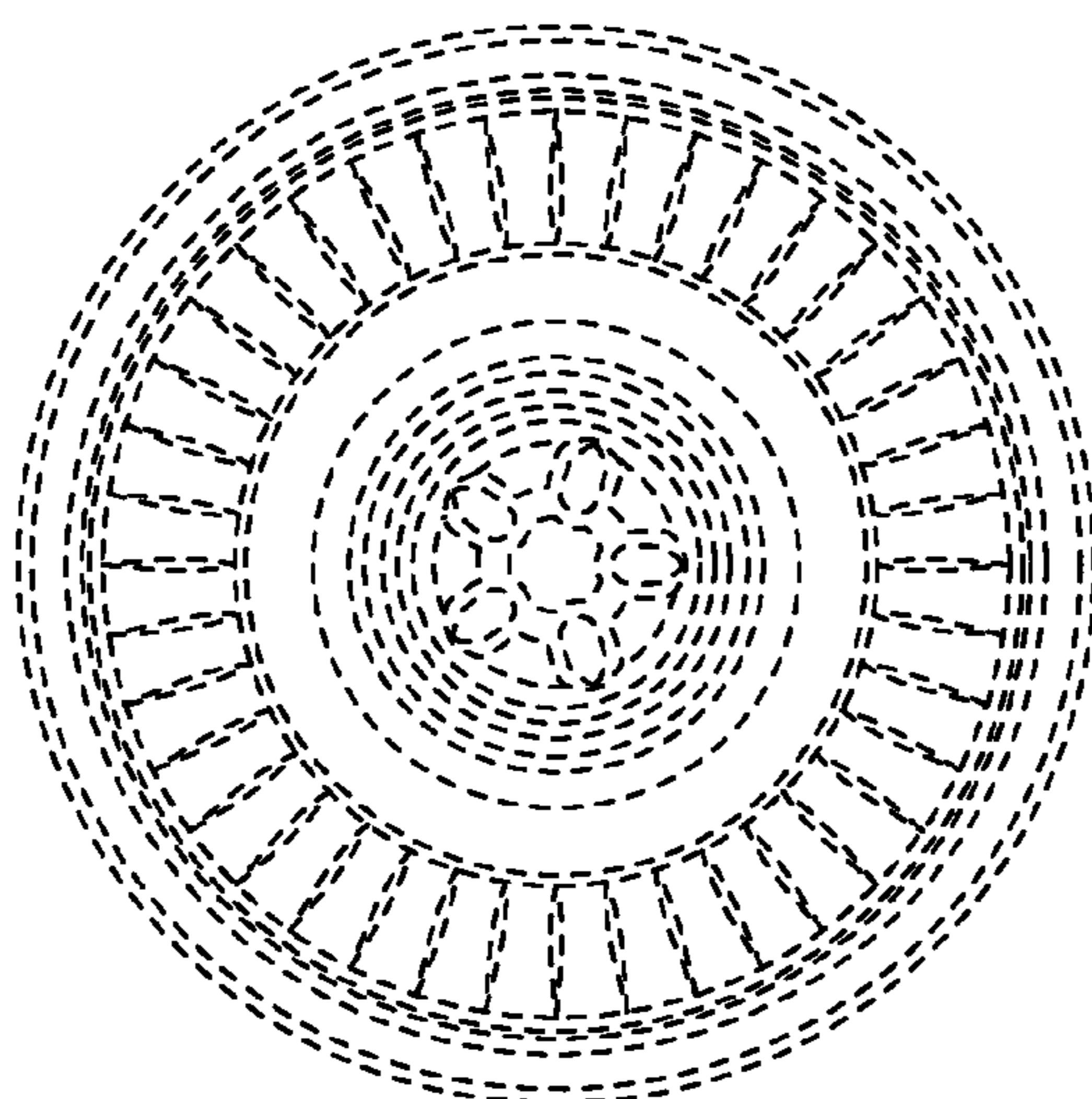


FIG. 7