



US00D699076S

(12) **United States Design Patent**
Harris et al.

(10) **Patent No.:** **US D699,076 S**
(45) **Date of Patent:** **** Feb. 11, 2014**

(54) **STONEWARE FOOD PREPARATION DEVICE**

(71) Applicant: **Columbia Insurance Company,**
Omaha, NE (US)

(72) Inventors: **E. Mark Harris,** McHenry, IL (US);
Frances M. Coursey, Bartlett, IL (US);
William Lupkes, Glendale Heights, IL
(US); **James C. Hand,** Glen Ellyn, IL
(US)

(73) Assignee: **Columbia Insurance Company,**
Omaha, NE (US)

(**) Term: **14 Years**

(21) Appl. No.: **29/435,390**

(22) Filed: **Oct. 23, 2012**

(51) **LOC (10) Cl.** **07-01**

(52) **U.S. Cl.**

USPC **D7/587;** D7/555; D7/513; D30/130

(58) **Field of Classification Search**

USPC D7/562, 586, 545, 561, 560, 500, 543,
D7/360, 361, 552.1, 354, 555, 566, 504,
D7/587, 565, 601, 602, 505, 558, 584, 357,
D7/503; D1/122; D30/130; 220/751, 23.4,
220/574; D9/643, 744; 215/382, 400;
219/735; 426/243

See application file for complete search history.

(56) **References Cited**

U.S. PATENT DOCUMENTS

1,520,402 A * 12/1924 Clemans 220/23.8
D96,740 S * 9/1935 Gerth D7/549
D261,465 S * 10/1981 Minchew D7/555
4,908,487 A 3/1990 Sarnoff et al.
4,989,742 A * 2/1991 Powell 220/23.4
D348,796 S 7/1994 Davis et al.
D352,206 S 11/1994 Davis

D381,554 S 7/1997 Tichenor
5,676,275 A * 10/1997 Khattar 220/575
D426,751 S * 6/2000 Obra D7/555
D551,400 S * 9/2007 Tsengas D30/133
D568,004 S * 4/2008 Tiemann D30/133
D592,813 S * 5/2009 Newsome et al. D30/129
D618,862 S * 6/2010 Shamoon et al. D30/133
D622,013 S * 8/2010 Aho D30/133
D645,708 S * 9/2011 Stamper et al. D7/602
D646,441 S * 10/2011 Chance et al. D30/133
D647,668 S * 10/2011 Siklosi D30/133
D655,629 S * 3/2012 Blanton et al. D9/761
D659,297 S * 5/2012 Stygstra D30/130
D659,913 S * 5/2012 Spectre et al. D30/130
D670,452 S * 11/2012 Caruso D30/133
D676,714 S * 2/2013 Chen D7/600
D685,141 S * 6/2013 Dixon D30/129
2005/0115508 A1 * 6/2005 Little 119/61.5
2008/0190372 A1 * 8/2008 Horvath 119/61.56
2010/0107984 A1 * 5/2010 Uffner et al. 119/61.5
2010/0162961 A1 * 7/2010 Hove et al. 119/51.5

* cited by examiner

Primary Examiner — Cynthia Underwood

(74) *Attorney, Agent, or Firm* — Neal, Gerber & Eisenberg,
LLP

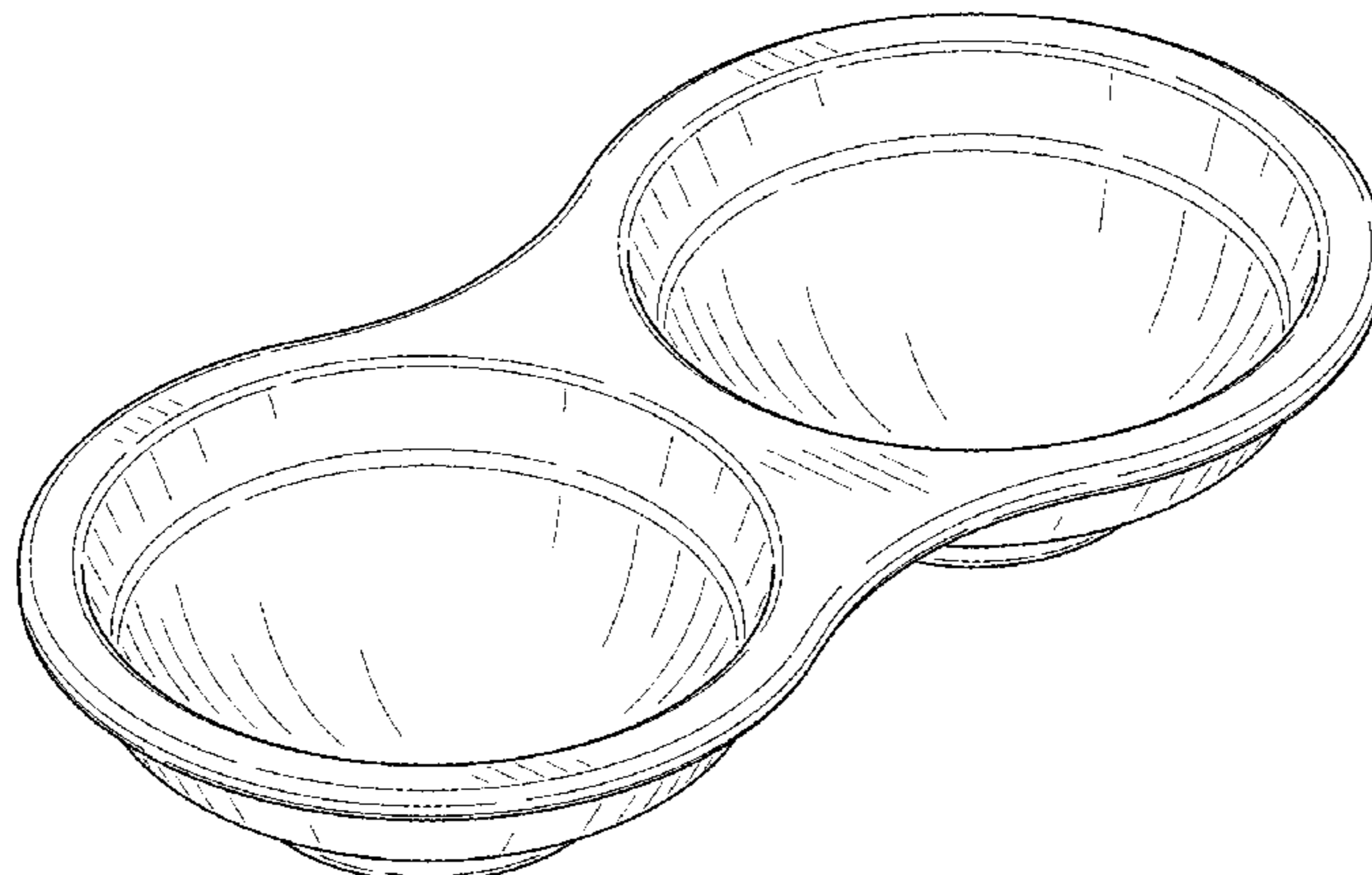
(57) **CLAIM**

The design for the stoneware food preparation device, as
shown and described.

DESCRIPTION

FIG. 1 is a perspective view of our new design of a stoneware
food preparation device;
FIG. 2 is a front elevational view thereof;
FIG. 3 is rear elevational view thereof;
FIG. 4 is a first end view thereof;
FIG. 5 is a second end view thereof, opposite the first end
view shown in FIG. 4;
FIG. 6 is a top plan view thereof; and,
FIG. 7 is a bottom plan view thereof.

1 Claim, 3 Drawing Sheets



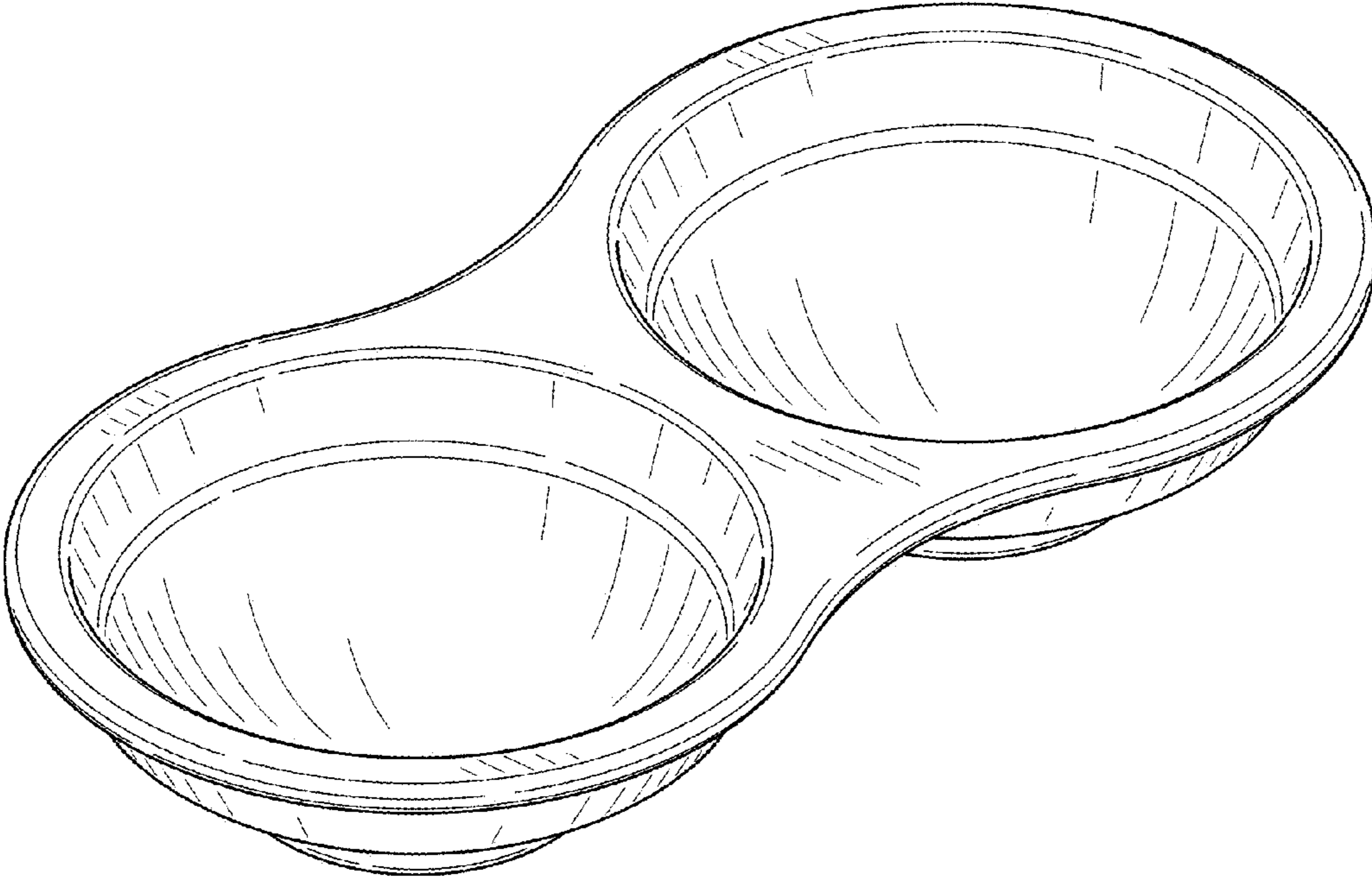


FIG. 1

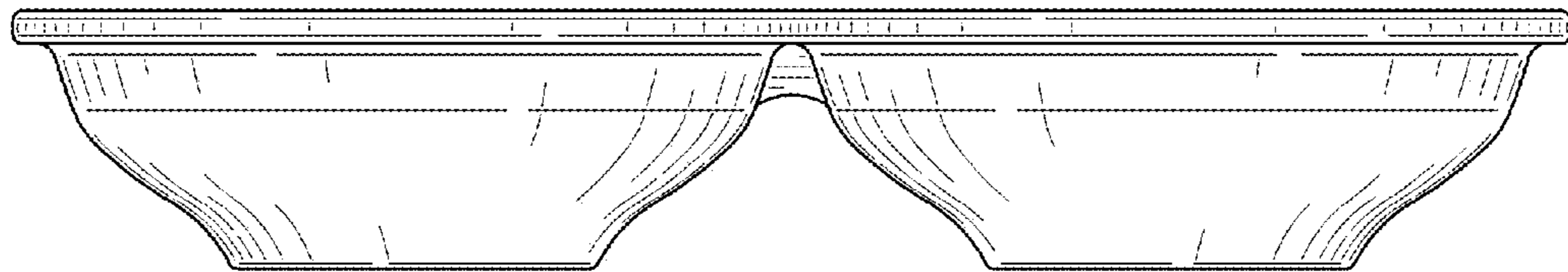


FIG. 2

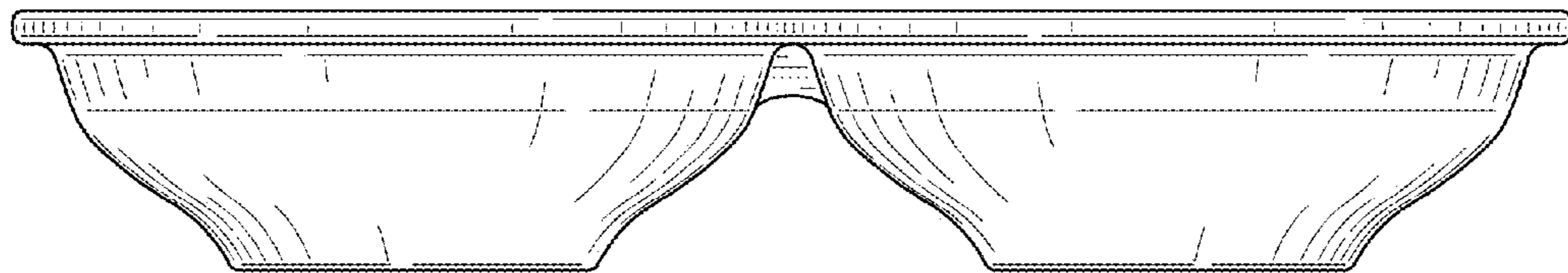


FIG. 3

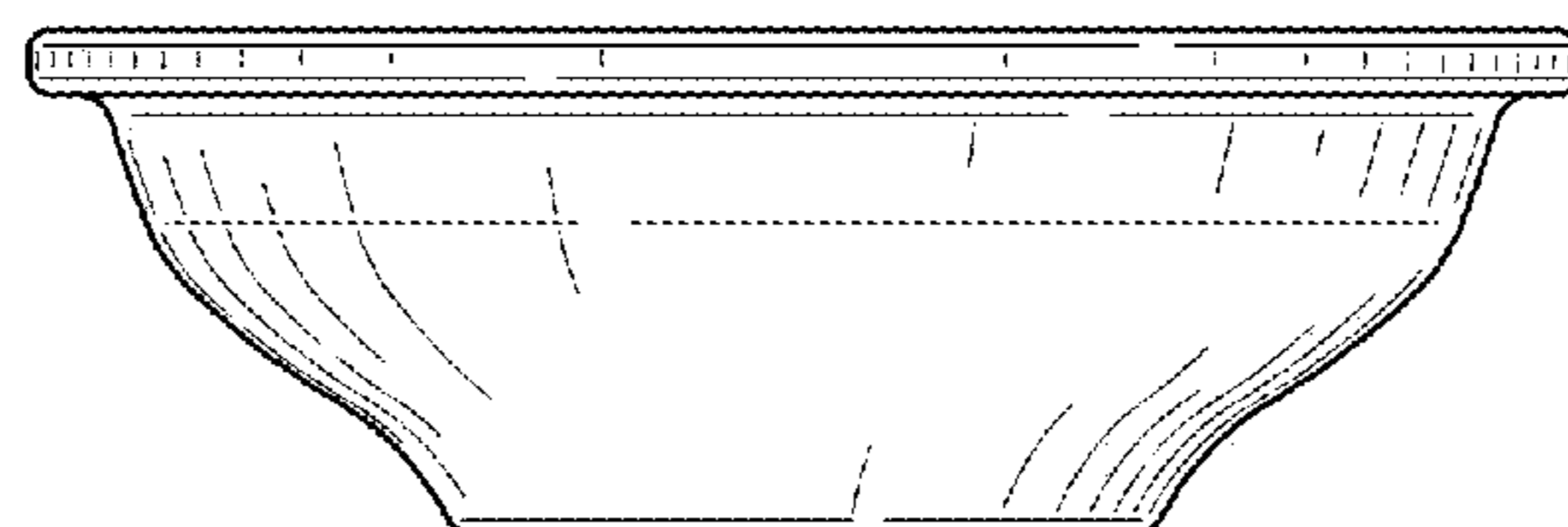


FIG. 4

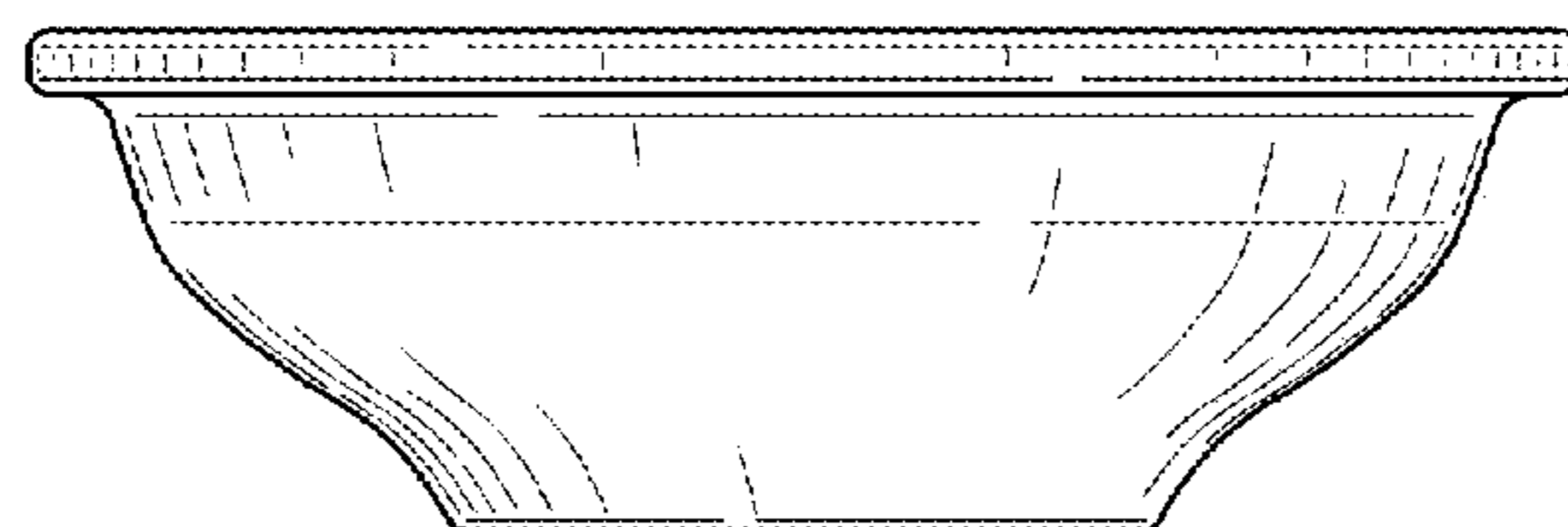


FIG. 5

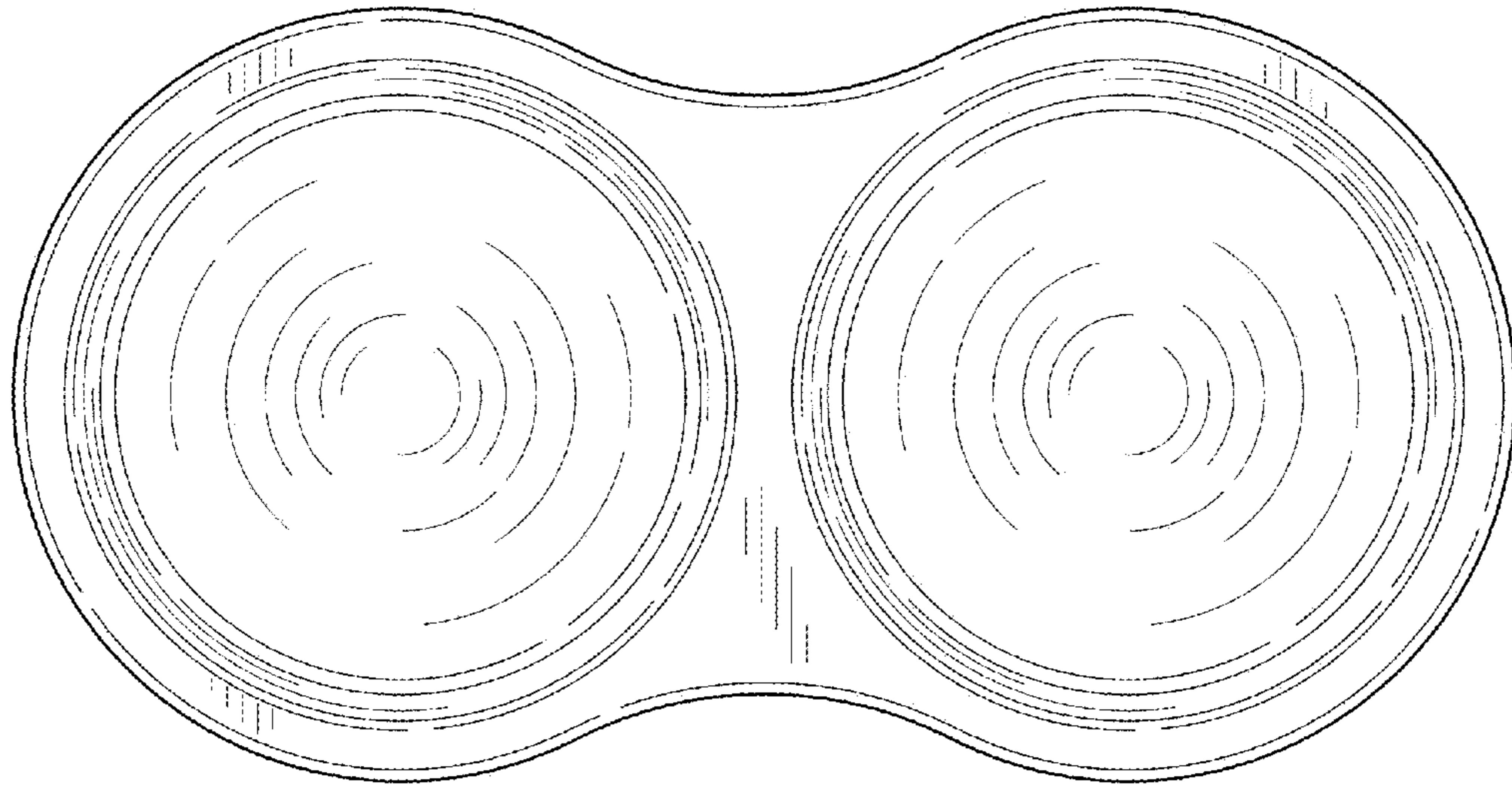


FIG. 6

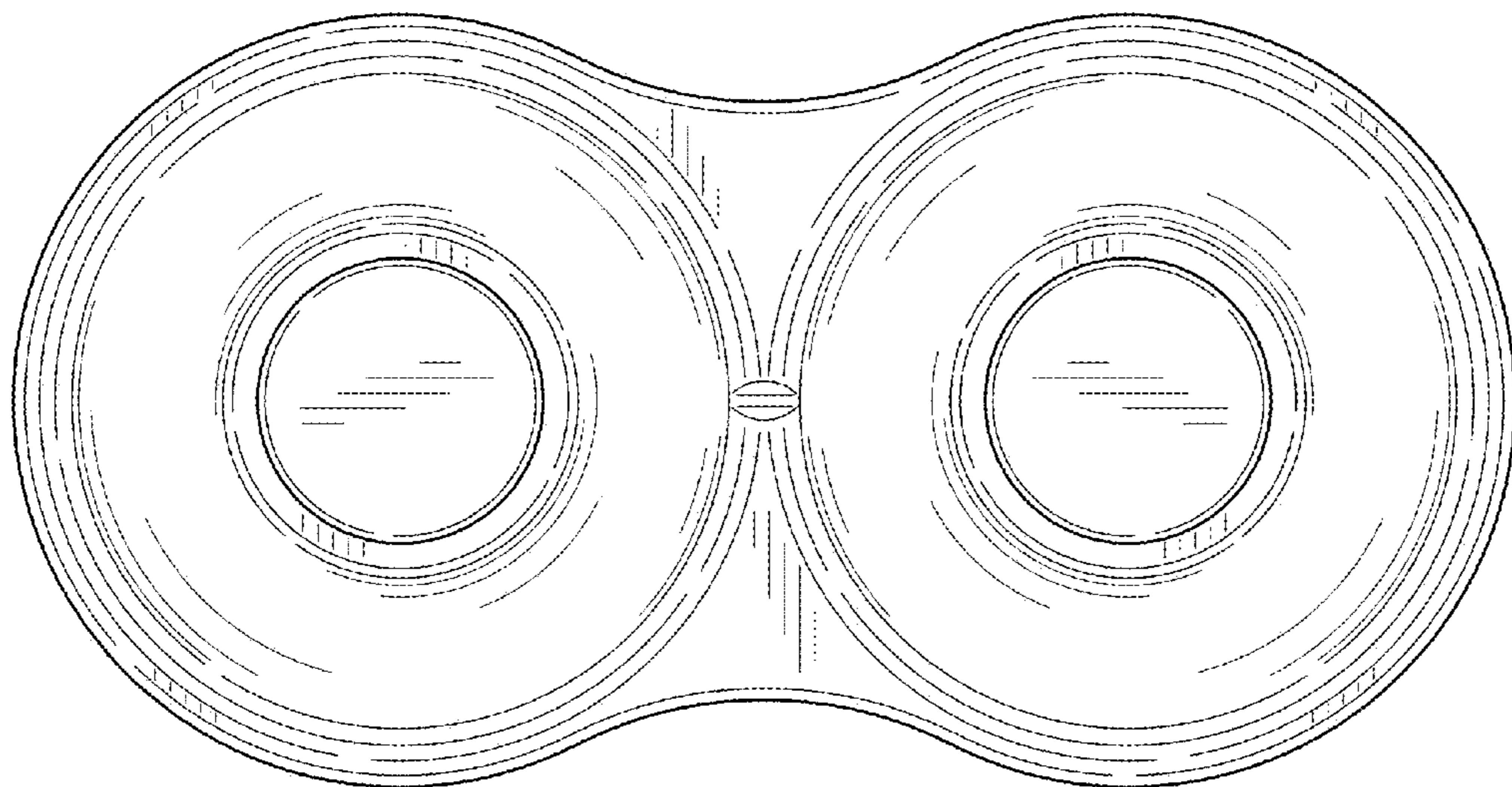


FIG. 7

UNITED STATES PATENT AND TRADEMARK OFFICE
CERTIFICATE OF CORRECTION

PATENT NO. : D699,076 S
APPLICATION NO. : 29/435390
DATED : February 11, 2014
INVENTOR(S) : E. Mark Harris et al.

Page 1 of 9

It is certified that error appears in the above-identified patent and that said Letters Patent is hereby corrected as shown below:

Please delete patent D699,076 S in its entirety and insert attached patent D699,076 S in its entirety.

Signed and Sealed this
Thirtieth Day of September, 2014



Michelle K. Lee
Deputy Director of the United States Patent and Trademark Office

(12) **United States Design Patent**
Harris et al.

(10) **Patent No.:** **US D699,076 S**
 (45) **Date of Patent:** **** Feb. 11, 2014**

(54) **STONEWARE FOOD PREPARATION DEVICE**

(71) Applicant: **Columbia Insurance Company,**
 Omaha, NE (US)

(72) Inventors: **E. Mark Harris,** McHenry, IL (US);
Frances M. Coursey, Bartlett, IL (US);
William Lupkes, Glendale Heights, IL
 (US); **James C. Hand,** Glen Ellyn, IL
 (US)

(73) Assignee: **Columbia Insurance Company,**
 Omaha, NE (US)

(**) Term: **14 Years**

(21) Appl. No.: **29/435,390**

(22) Filed: **Oct. 23, 2012**

(51) **LOC (10) Cl.** **07-01**

(52) **U.S. Cl.**
 USPC **D7/587; D7/555; D7/513; D30/130**

(58) **Field of Classification Search**
 USPC **D7/562, 586, 545, 561, 560, 500, 543,**
D7/360, 361, 552.1, 354, 555, 566, 504,
D7/587, 565, 601, 602, 505, 558, 584, 357,
D7/503; D1/122; D30/130; 220/751, 23.4,
220/574; D9/643, 744; 215/382, 400;
219/735; 426/243

See application file for complete search history.

(56) **References Cited**

U.S. PATENT DOCUMENTS

1,520,402 A	*	12/1924	Clemans	220/23.8
D96,740 S	*	9/1935	Gerth	D7/549
D261,465 S	*	10/1981	Minchew	D7/555
4,908,487 A		3/1990	Sarnoff et al.		
4,989,742 A	*	2/1991	Powell	220/23.4
D348,796 S		7/1994	Davis et al.		
D352,206 S		11/1994	Davis		

D381,554 S		7/1997	Tichenor		
5,676,275 A	*	10/1997	Khattar	220/575
D426,751 S	*	6/2000	Obra	D7/555
D551,400 S	*	9/2007	Tsengas	D30/133
D568,004 S	*	4/2008	Tiemann	D30/133
D592,813 S	*	5/2009	Newsome et al.	D30/129

(Continued)

Primary Examiner — Cynthia Underwood
 (74) *Attorney, Agent, or Firm* — Neal, Gerber & Eisenberg,
 LLP


(57) **CLAIM**

The design for the stoneware food preparation device, as shown and described.

DESCRIPTION

FIG. 1 is a perspective view of a first embodiment of our new design of a stoneware food preparation device;
 FIG. 2 is a front elevational view thereof;
 FIG. 3 is rear elevational view thereof;
 FIG. 4 is a first end view thereof;
 FIG. 5 is a second end view thereof, opposite the first end view shown in FIG. 4;
 FIG. 6 is a top plan view thereof;
 FIG. 7 is a bottom plan view thereof;
 FIG. 8 is a perspective view of the stoneware food preparation device according to another embodiment of the present invention;
 FIG. 9 is a front elevational view of the device as shown in FIG. 8;
 FIG. 10 is a rear elevational view of the device shown in FIG. 8;
 FIG. 11 is a first end view of the shown in FIG. 8;
 FIG. 12 is a second end view of the device shown in FIG. 8, opposite from the first end shown in FIG. 11;
 FIG. 13 is a top plan view of the device shown in FIG. 8; and,
 FIG. 14 is a bottom plan view of the device shown in FIG. 8.

1 Claim, 6 Drawing Sheets



US D699,076 S

Page 2

(56)

References Cited

U.S. PATENT DOCUMENTS

D618,862 S * 6/2010 Shamoan et al. D30/133
D622,013 S * 8/2010 Aho D30/133
D645,708 S * 9/2011 Stamper et al. D7/602
D646,441 S * 10/2011 Chance et al. D30/133
D647,668 S * 10/2011 Siklosi D30/133
D655,629 S * 3/2012 Blanton et al. D9/761

D659,297 S * 5/2012 Stygstra D30/130
D659,913 S * 5/2012 Spectre et al. D30/130
D670,452 S * 11/2012 Caruso D30/133
D676,714 S * 2/2013 Chen D7/600
D685,141 S * 6/2013 Dixon D30/129
2005/0115508 A1 * 6/2005 Little 119/61.5
2008/0190372 A1 * 8/2008 Horvath 119/61.56
2010/0107984 A1 * 5/2010 Uffner et al. 119/61.5
2010/0162961 A1 * 7/2010 Hove et al. 119/51.5

* cited by examiner

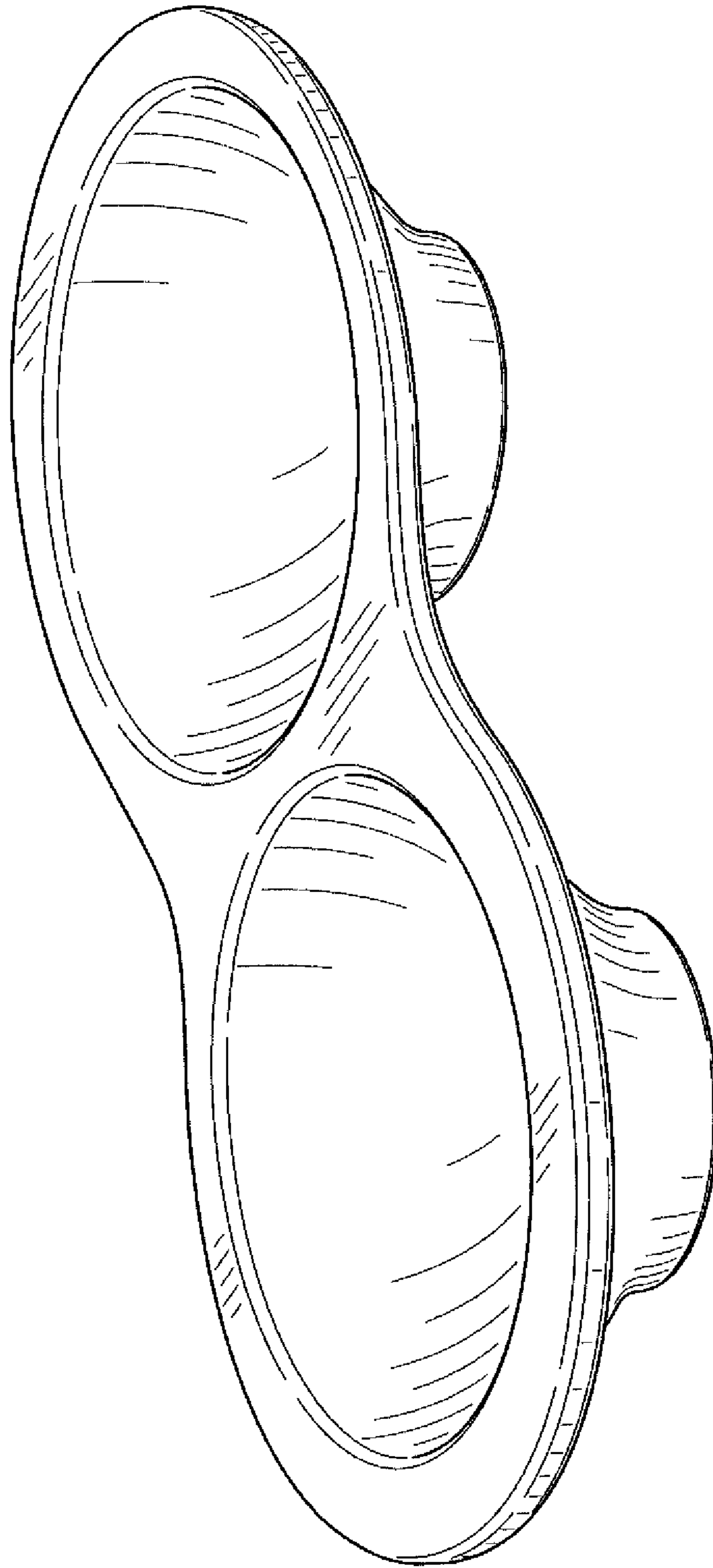


FIG. 1

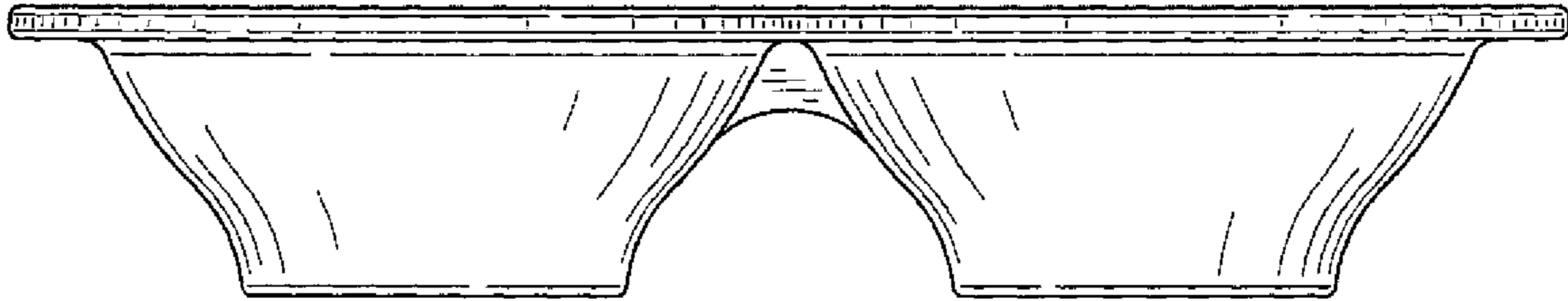


FIG. 2

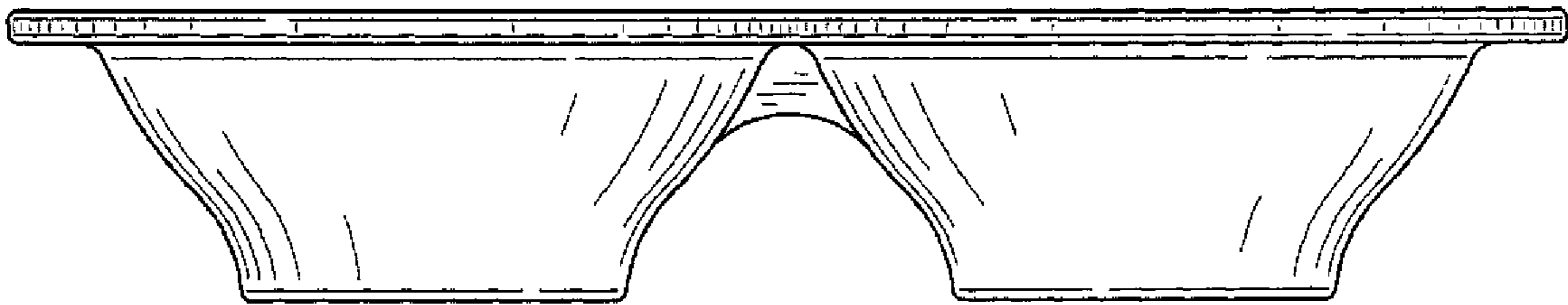


FIG. 3

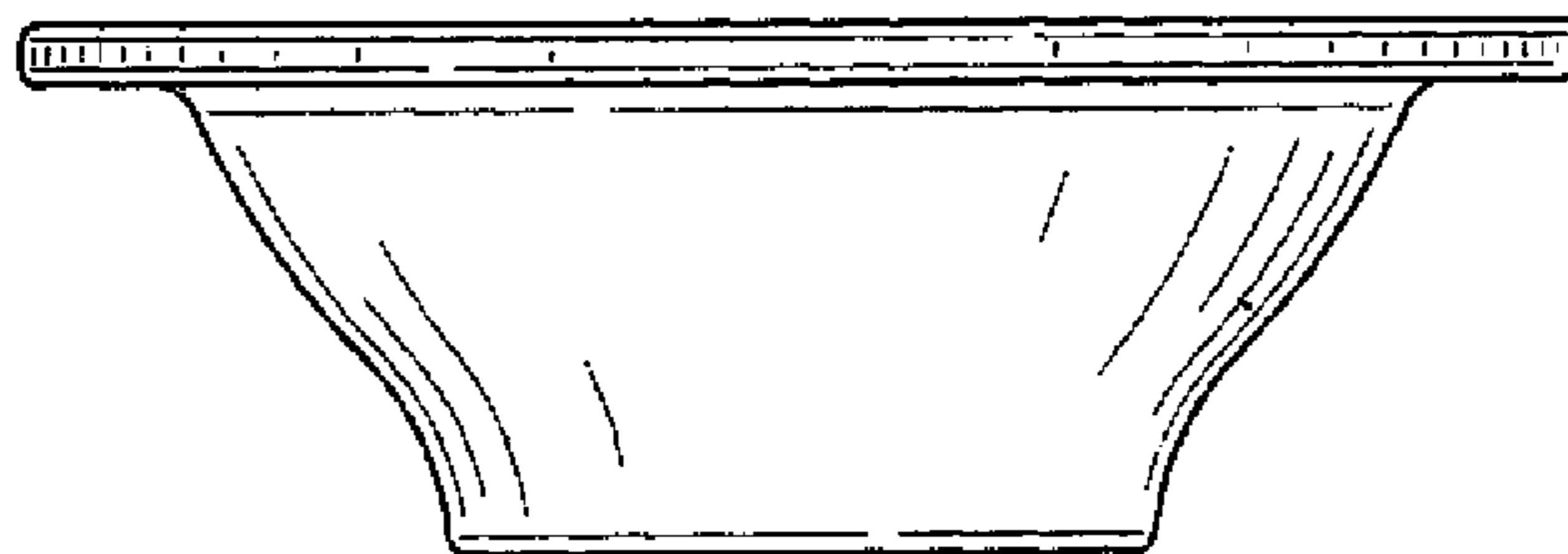


FIG. 4

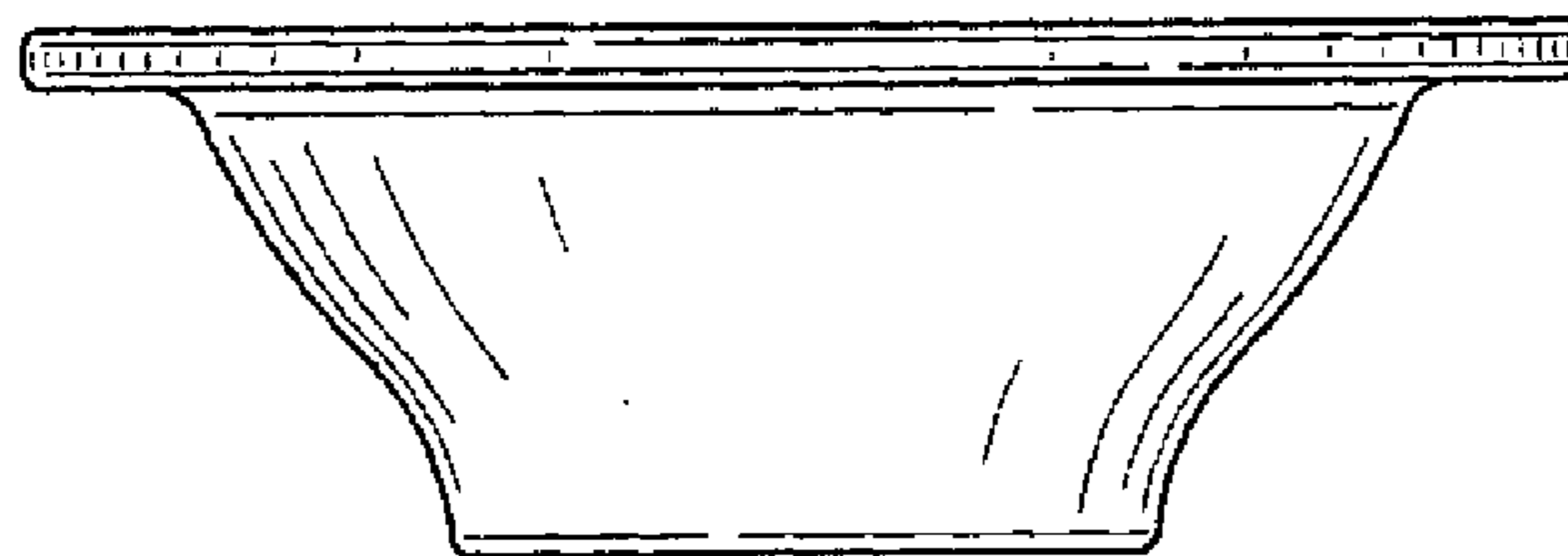


FIG. 5

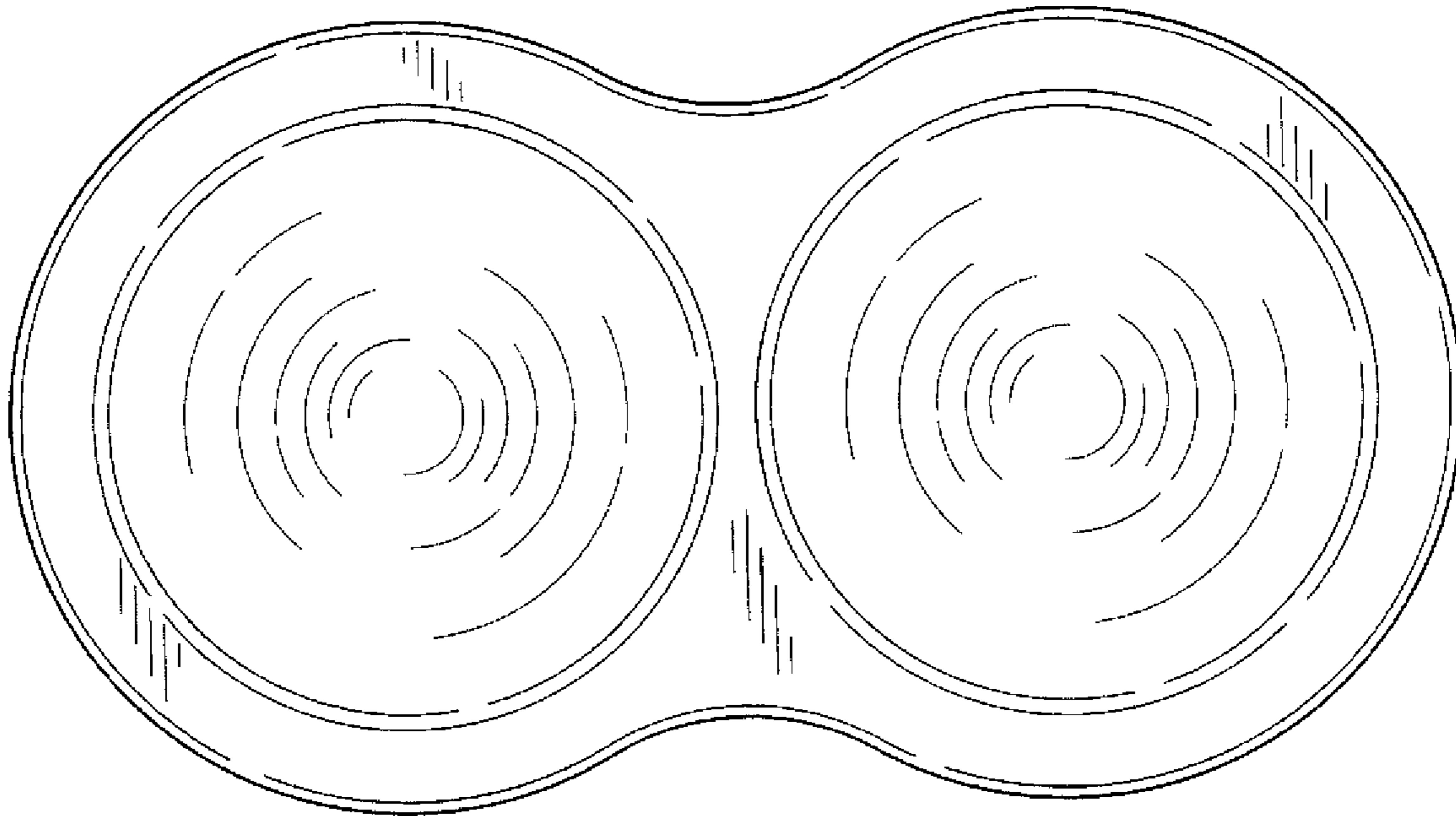


FIG. 6




FIG. 7

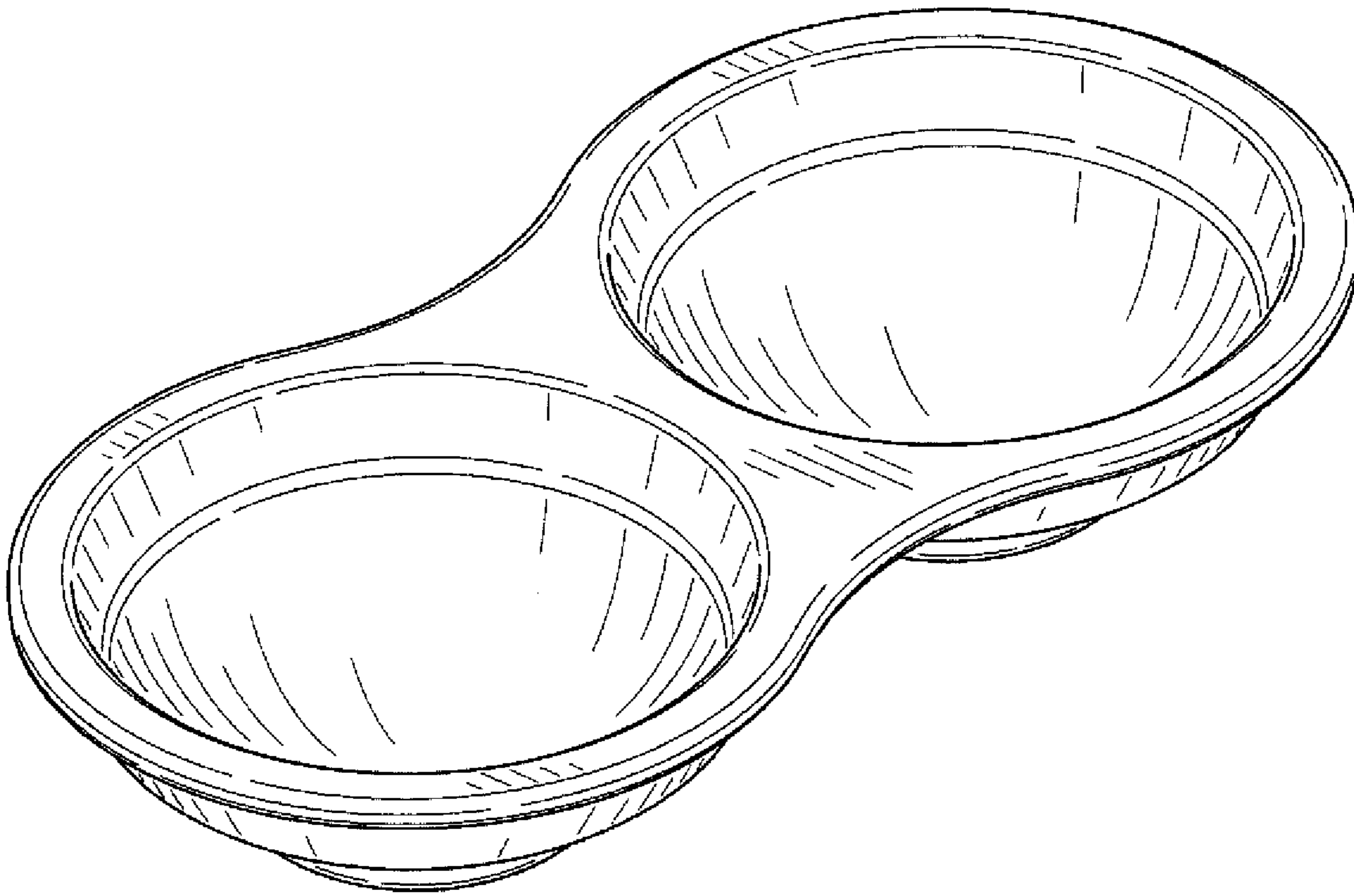


FIG. 8

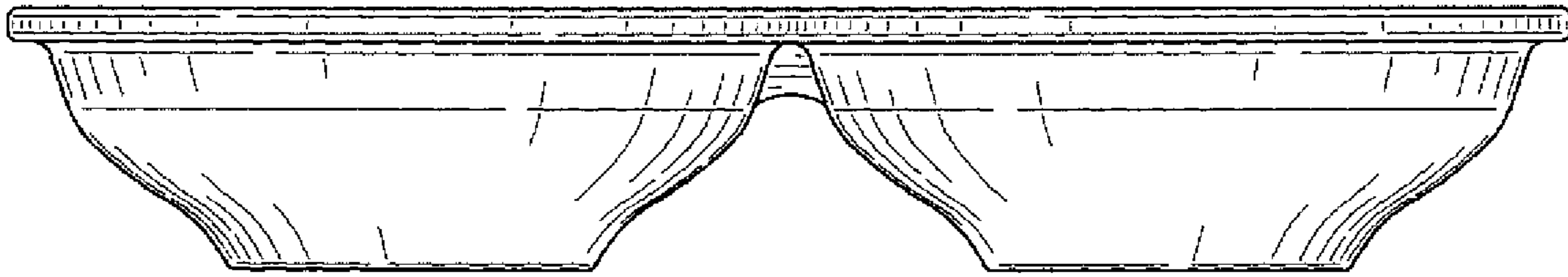


FIG. 9

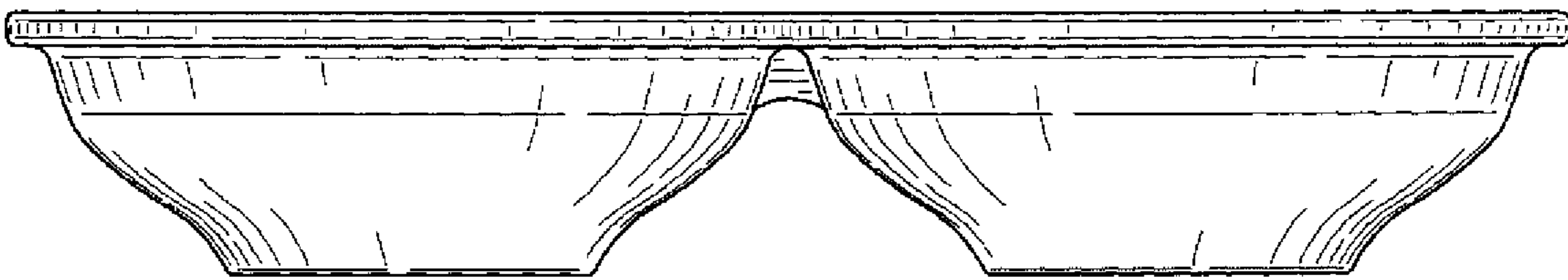


FIG. 10



FIG. 11

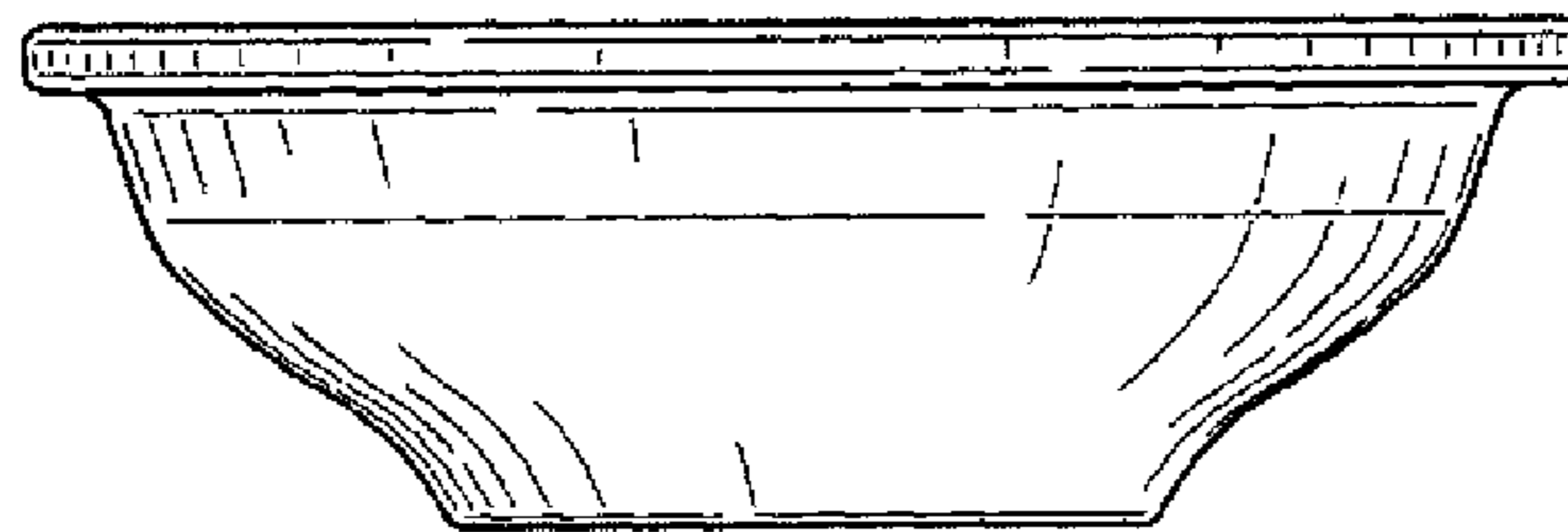


FIG. 12

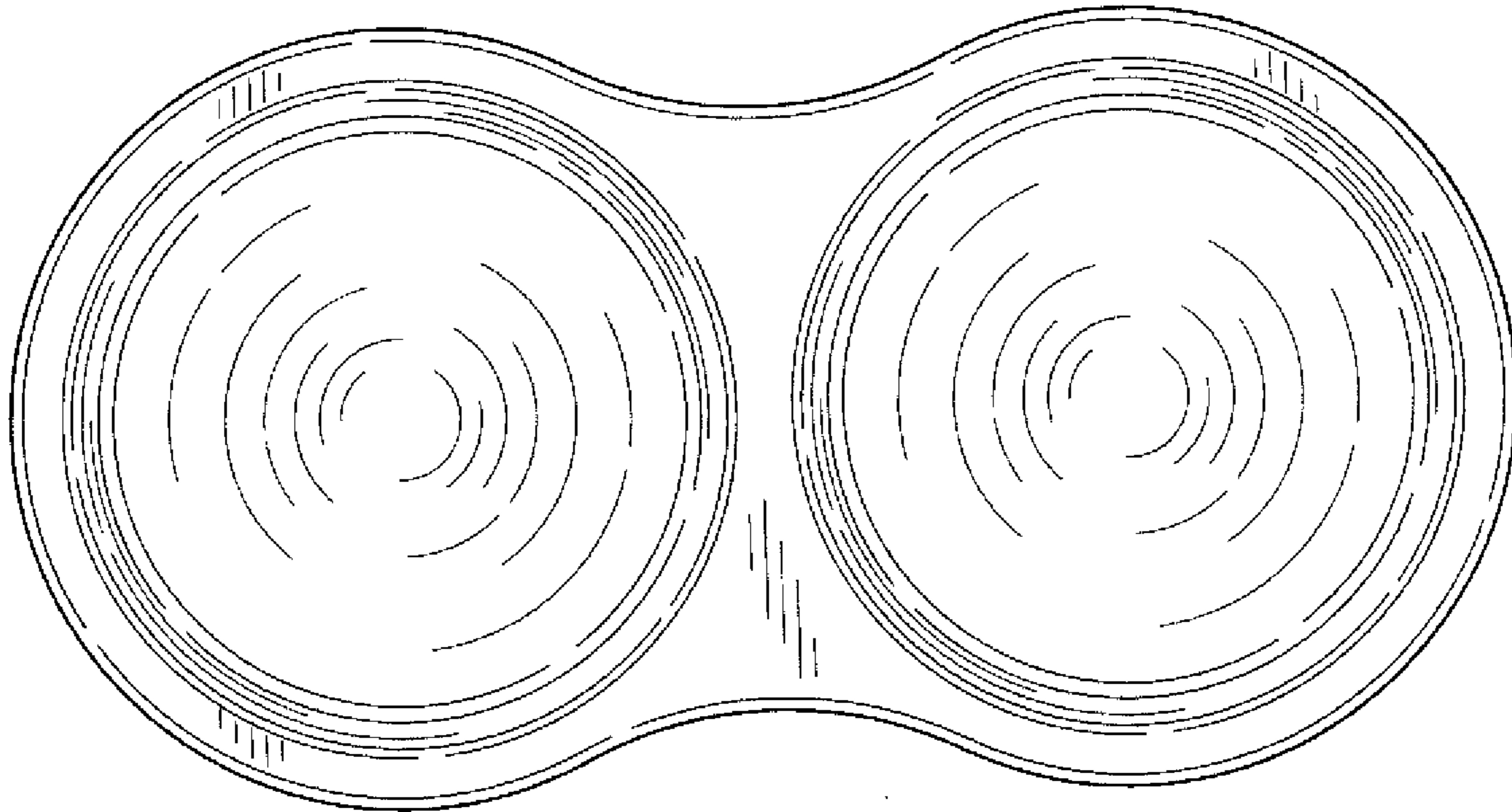


FIG. 13

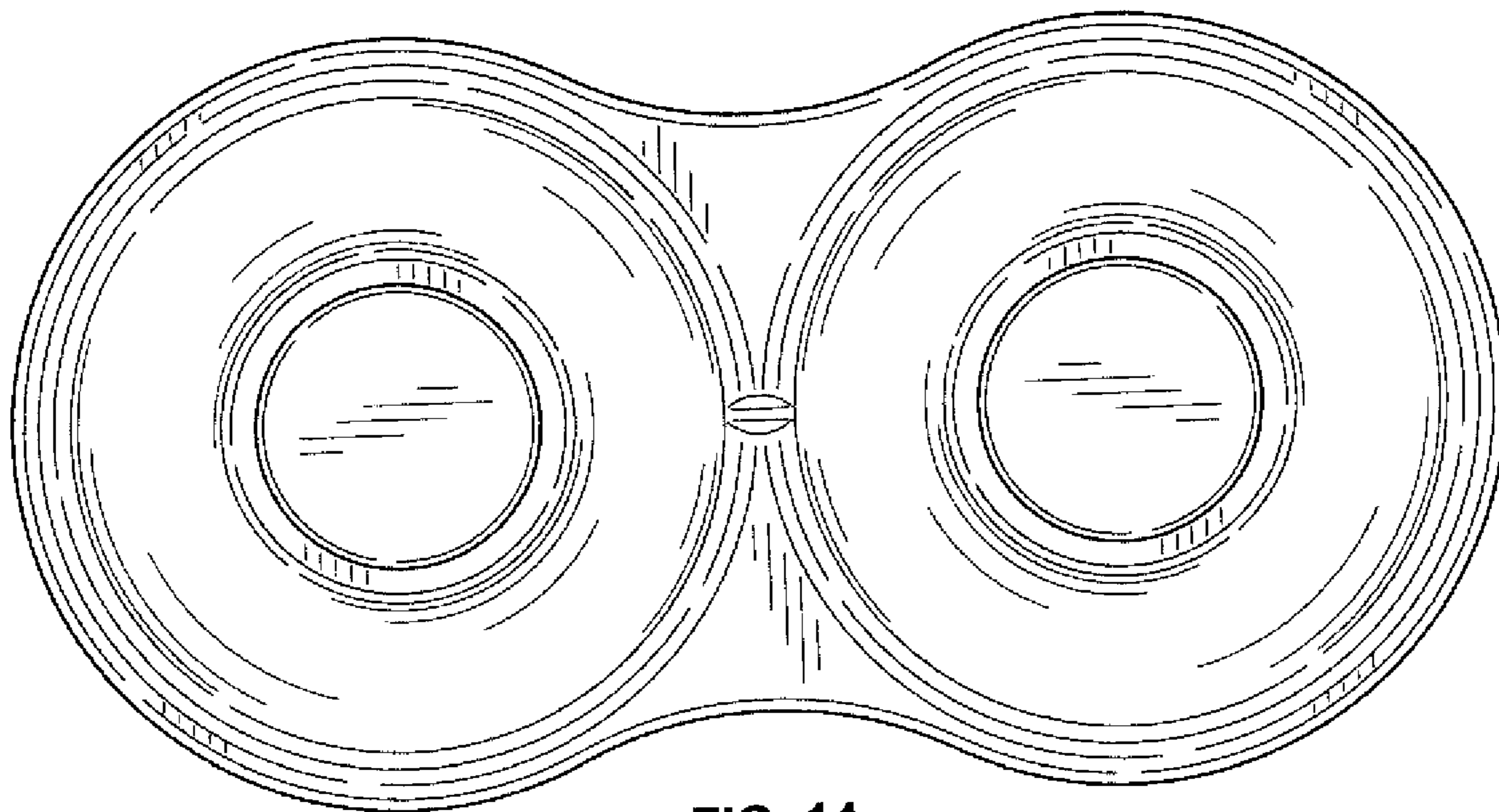


FIG. 14