



US00D699074S

(12) **United States Design Patent**
Morrison et al.

(10) **Patent No.:** **US D699,074 S**
(45) **Date of Patent:** **** Feb. 11, 2014**

(54) **BLENDER BLADE OR MIXER BLADE
GUARD DEVICE**

(71) Applicant: **Manitowoc Foodservice Companies,
LLC, Manitowoc, WI (US)**

(72) Inventors: **Derek Morrison, Chicago, IL (US);
Paul Haniffy, Louisville, KY (US); Bill
Teller, Sellersburg, IN (US); Gregory
Alan Meyer, Charlestown, IN (US)**

(73) Assignee: **Manitowoc Foodservice Companies,
LLC, Manitowoc, WI (US)**

(**) Term: **14 Years**

(21) Appl. No.: **29/443,869**

(22) Filed: **Jan. 23, 2013**

(51) **LOC (10) Cl.** **07-02**

(52) **U.S. Cl.**
USPC **D7/412; D7/376; D7/380; D7/383**

(58) **Field of Classification Search**
USPC **D7/301-313, 316-326, 356-357, 368,
D7/372-386, 391-398, 412-415, 503, 515,
D7/665, 679, 691-693; 99/326, 348,
99/492-495, 508-512; 241/30-37.5,
241/91-92, 101.01-101.2, 166-169.1, 172,
241/199.12, 272, 285.1-285.3, 291, 292.1;
366/64-67, 98, 129, 142-144,
366/192-211, 241-254, 262, 279-292,
366/325.8, 325.92, 341-347; 416/75-77,
416/70 R, 163**

See application file for complete search history.

(56) **References Cited**

U.S. PATENT DOCUMENTS

D271,176 S * 11/1983 Zimnowicz D7/379
D322,008 S * 12/1991 Littmann D7/376
D327,603 S * 7/1992 van Asten D7/376

D345,076 S * 3/1994 Saltet D7/376
5,316,382 A * 5/1994 Penaranda et al. 366/129
D348,587 S * 7/1994 Saltet D7/376
D358,293 S * 5/1995 Sebastia D7/376
D361,241 S * 8/1995 Littmann D7/376
D362,586 S * 9/1995 Deros D7/376
D383,938 S * 9/1997 Littmann D7/376
D392,504 S * 3/1998 Lallemand D7/376
D396,775 S * 8/1998 Arita et al. D7/376
D398,809 S * 9/1998 Henderson D7/376
D400,756 S * 11/1998 Henderson D7/376
D408,214 S * 4/1999 Cousins D7/376
D447,380 S * 9/2001 Feil D7/376
D456,206 S * 4/2002 Feil D7/376
D485,729 S * 1/2004 Patton et al. D7/379

(Continued)

OTHER PUBLICATIONS

Japanese Office Action (with English translation) dated Jul. 2, 2013
for Japanese application No. 2013-007680.

Primary Examiner — Ricky Pham

(74) *Attorney, Agent, or Firm* — Ohlandt, Greeley, Ruggiero
& Perle, LLP

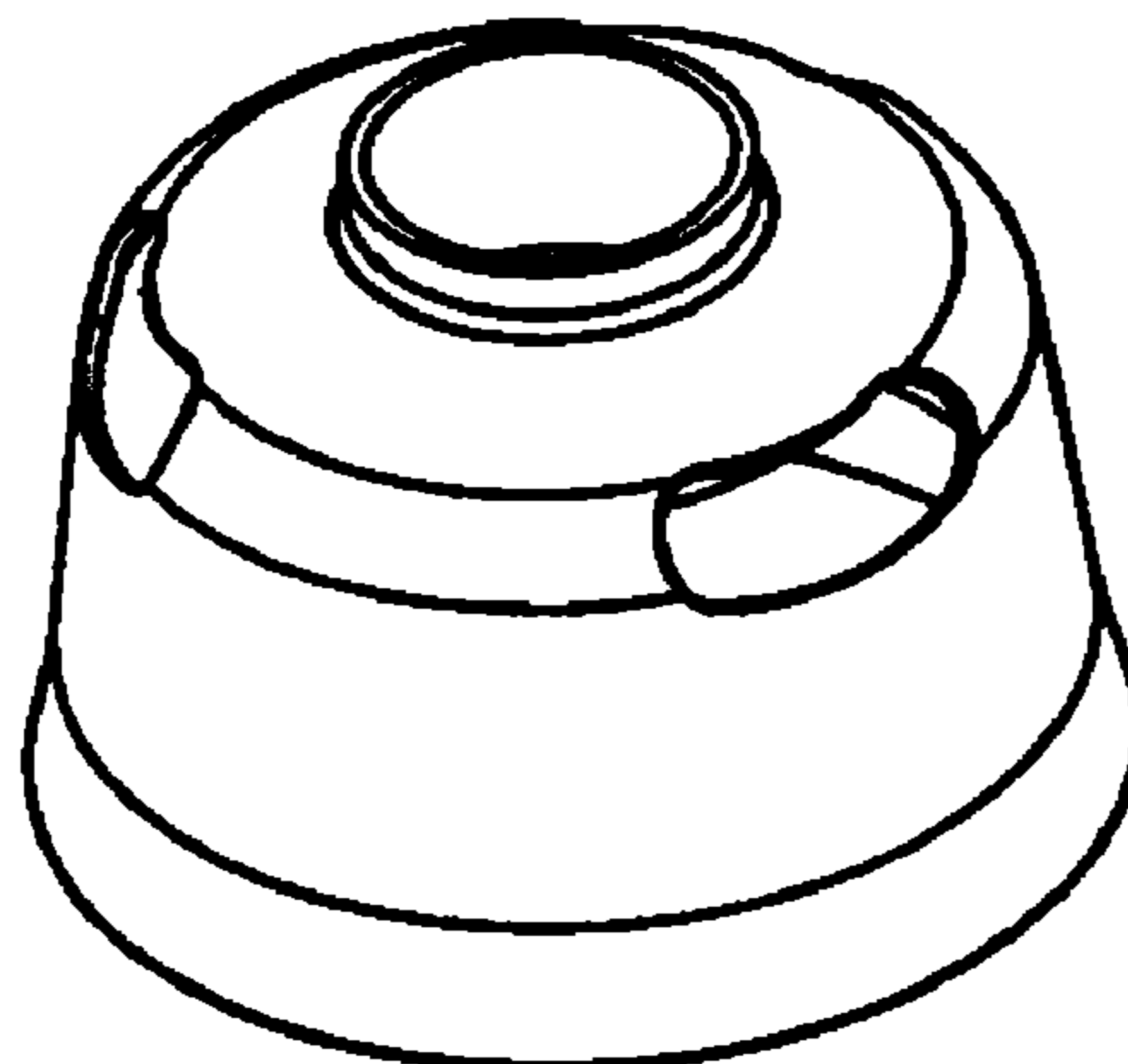
(57) **CLAIM**

The ornamental design for a blender blade or mixer blade
guard device, as shown and described.

DESCRIPTION

FIG. 1 is a top side perspective view of blender blade or mixer
blade guard device according to the present design;
FIG. 2 is a side view of the blender blade or mixer blade guard
device of FIG. 1;
FIG. 3 is a top view of the blender blade or mixer blade guard
device of FIG. 1;
FIG. 4 is a bottom view of the blender blade or mixer blade
guard device of FIG. 1; and,
FIG. 5 is a bottom side perspective view of the blender blade
or mixer blade guard device of FIG. 1.

1 Claim, 5 Drawing Sheets



US D699,074 S

Page 2

(56)

References Cited

U.S. PATENT DOCUMENTS

D505,587 S *	5/2005	Sowden et al.	D7/379	D592,447 S *	5/2009	Blaise	D7/380
D510,837 S *	10/2005	Lloyd et al.	D7/376	D614,438 S *	4/2010	Fukasawa	D7/376
D534,032 S *	12/2006	Lloyd	D7/380	D638,656 S *	5/2011	Brinckerhoff et al.	D7/376
				D644,479 S *	9/2011	Lownds et al.	D7/379
				2008/0043569 A1 *	2/2008	Moschetti	366/279

* cited by examiner

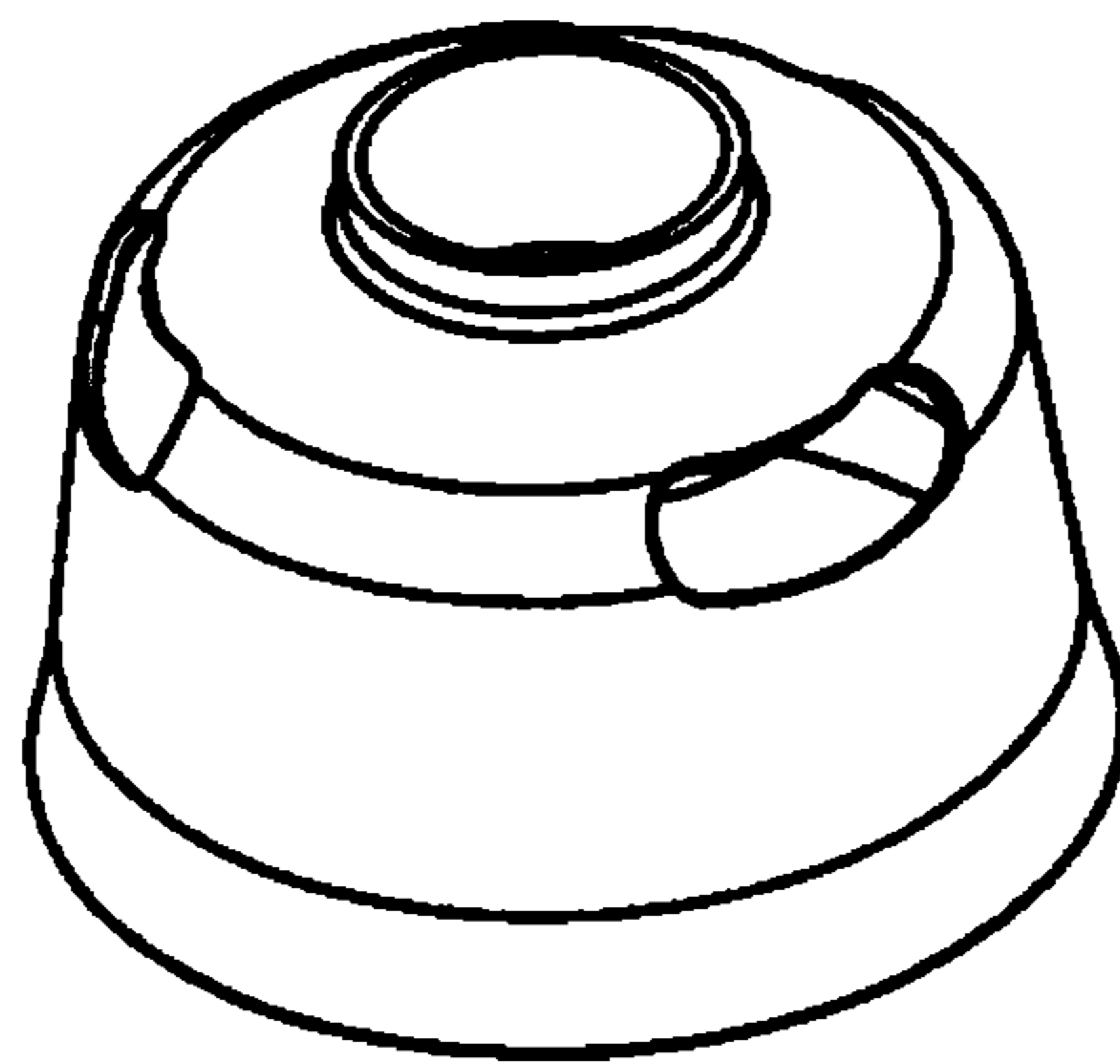


FIG. 1

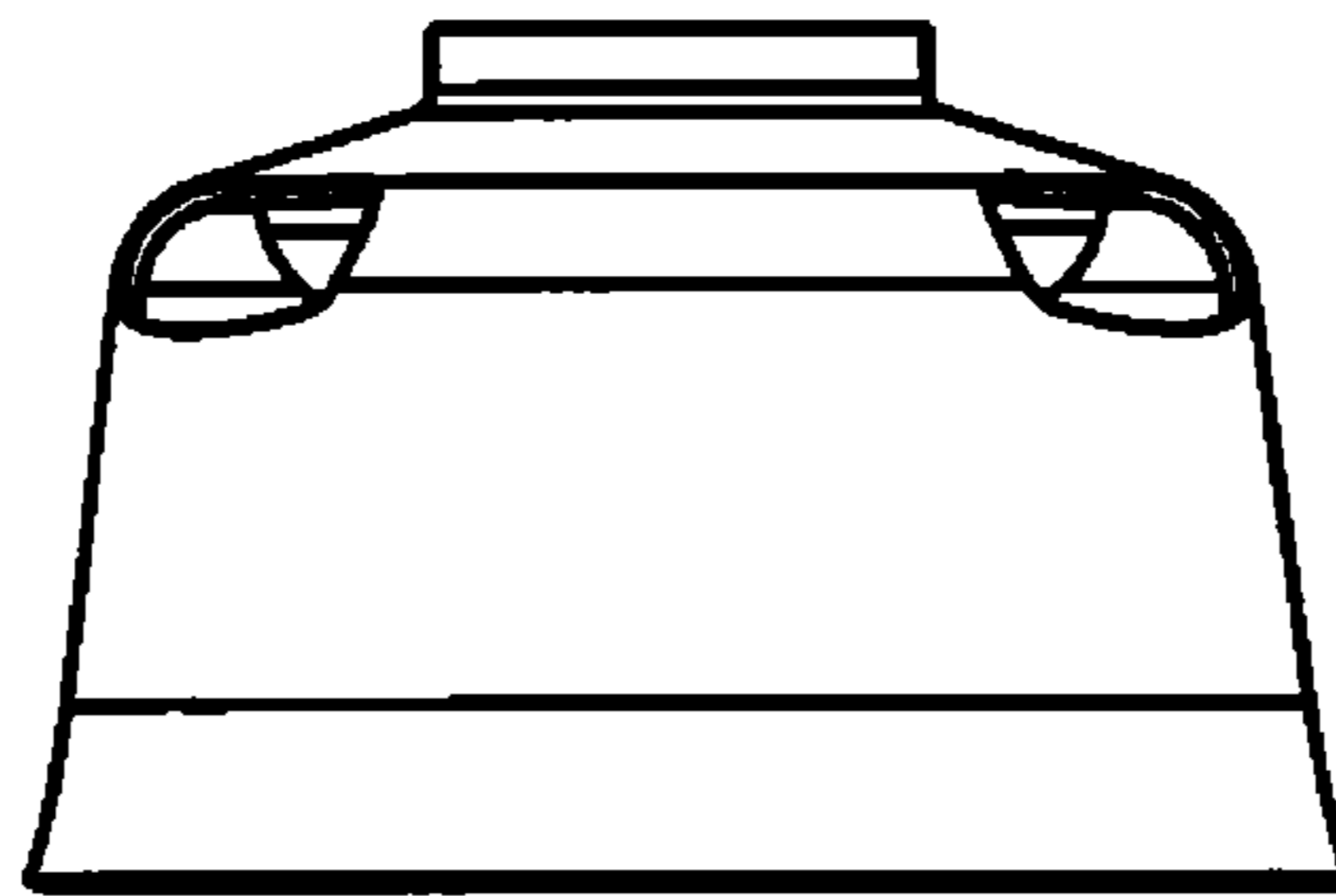


FIG. 2

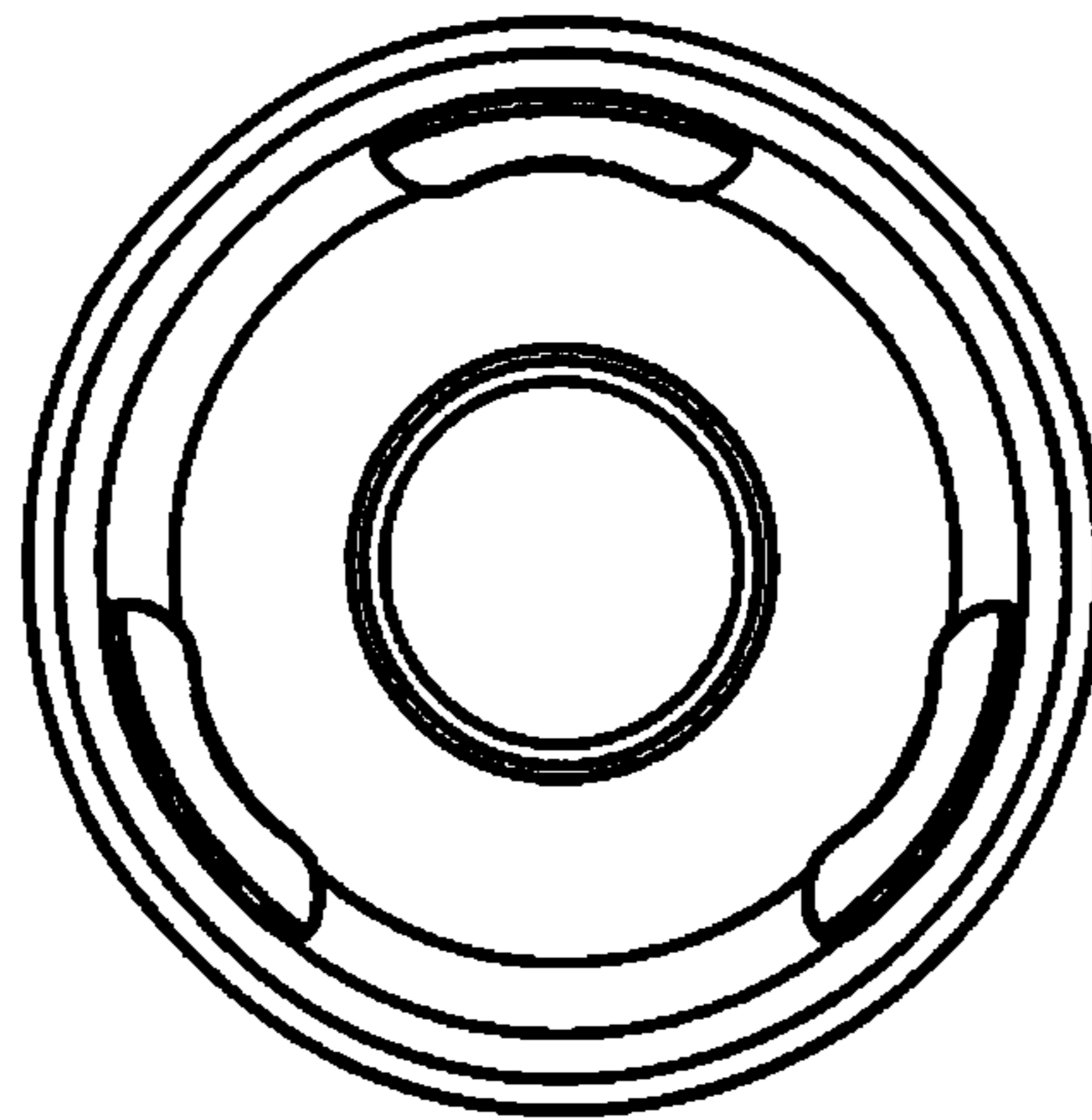


FIG. 3

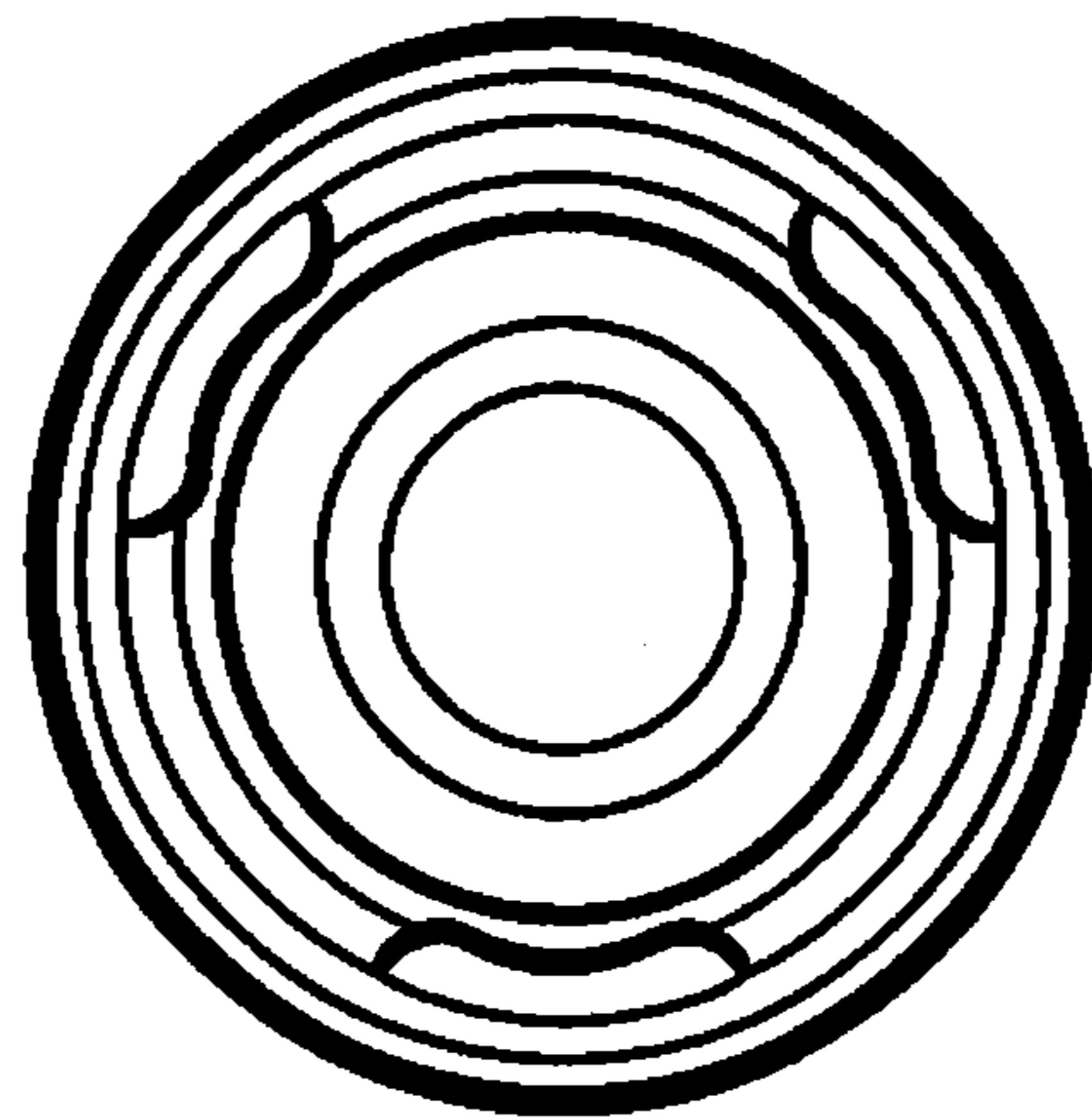


FIG. 4

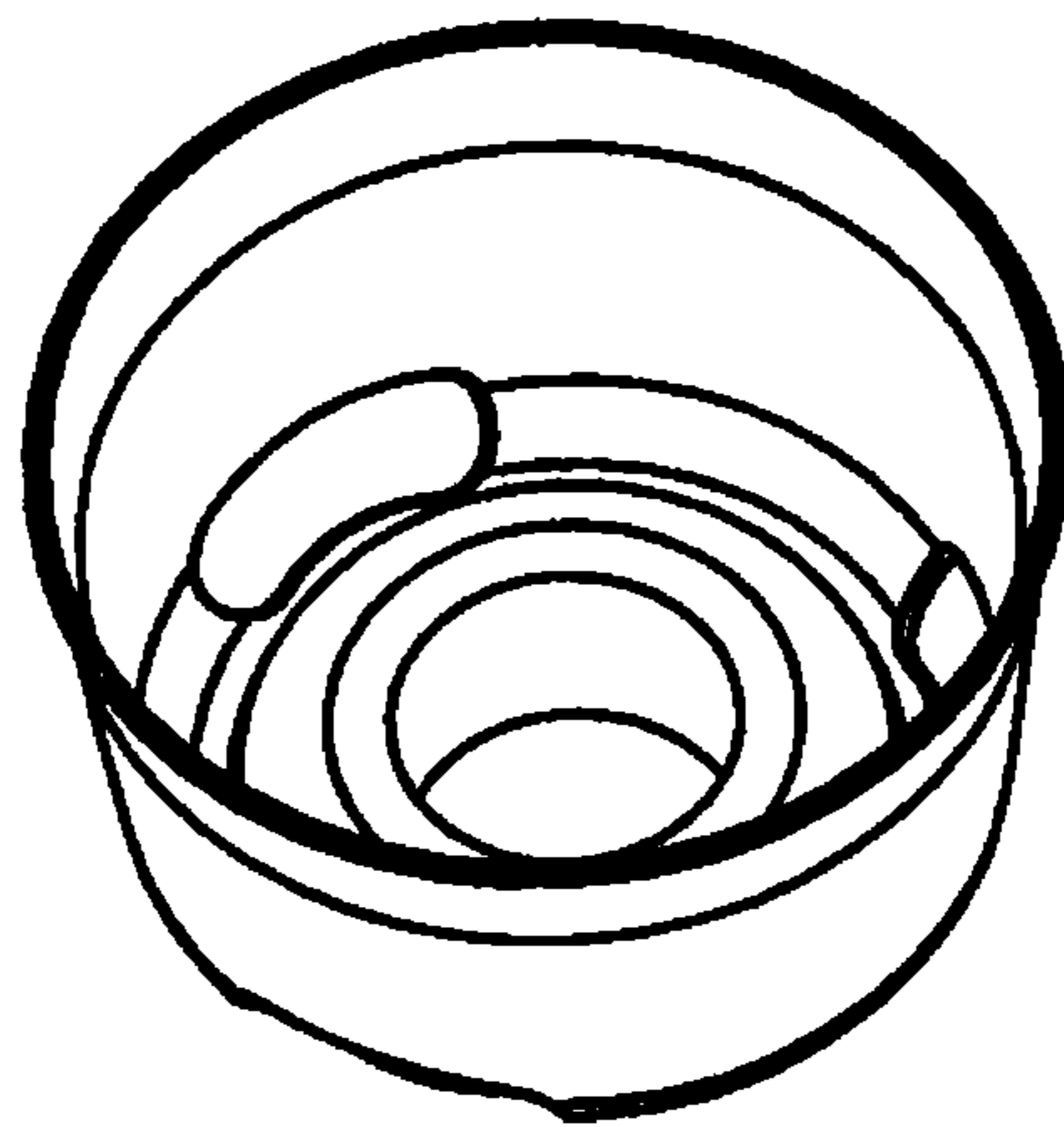


FIG. 5