



US00D699072S

(12) **United States Design Patent**
Radtke

(10) **Patent No.:** **US D699,072 S**

(45) **Date of Patent:** **** Feb. 11, 2014**

(54) **UTENSIL HANDLE**

(71) Applicant: **Michael Radtke**, Milwaukee, WI (US)

(72) Inventor: **Michael Radtke**, Milwaukee, WI (US)

(**) Term: **14 Years**

(21) Appl. No.: **29/443,742**

(22) Filed: **Jan. 22, 2013**

(51) **LOC (10) Cl.** **07-02**

(52) **U.S. Cl.**
USPC **D7/401.2; D7/653**

(58) **Field of Classification Search**
USPC D7/368, 393-395, 401.2, 505, 637,
D7/642-648, 649-654, 660-664, 669,
D7/675-676, 683, 688-692, 695-696;
30/129, 137, 141-143, 147-150,
30/322-327, 329, 340, 342-344, 408,
30/425; 416/70 R, 75

See application file for complete search history.

(56) **References Cited**

U.S. PATENT DOCUMENTS

D50,870 S * 6/1917 Curtiss D7/653
D236,419 S * 8/1975 Sebring D7/645
D240,350 S * 6/1976 Cragin D7/645
D278,304 S * 4/1985 Laslo D7/664

D421,874 S * 3/2000 Freeman D7/401.2
D490,283 S * 5/2004 Ito D7/662
D545,636 S * 7/2007 Risdén D7/643
D545,640 S * 7/2007 Risdén D7/653
D558,000 S * 12/2007 Ito D7/662
D577,543 S * 9/2008 Coutts D7/401.2
D594,716 S * 6/2009 Ito D7/653
D598,707 S * 8/2009 Claps D7/401.2
D662,770 S * 7/2012 Shane-Schuldt D7/401.2

* cited by examiner

Primary Examiner — Ricky Pham

(74) *Attorney, Agent, or Firm* — Ryan Kromholz & Manion, S.C.

(57) **CLAIM**

The ornamental design for a utensil handle, as shown and described.

DESCRIPTION

FIG. 1 is a perspective view of a utensil handle showing my new design;

FIG. 2 is a top plan view thereof;

FIG. 3 is a bottom plan view thereof;

FIG. 4 is a left side elevational view thereof;

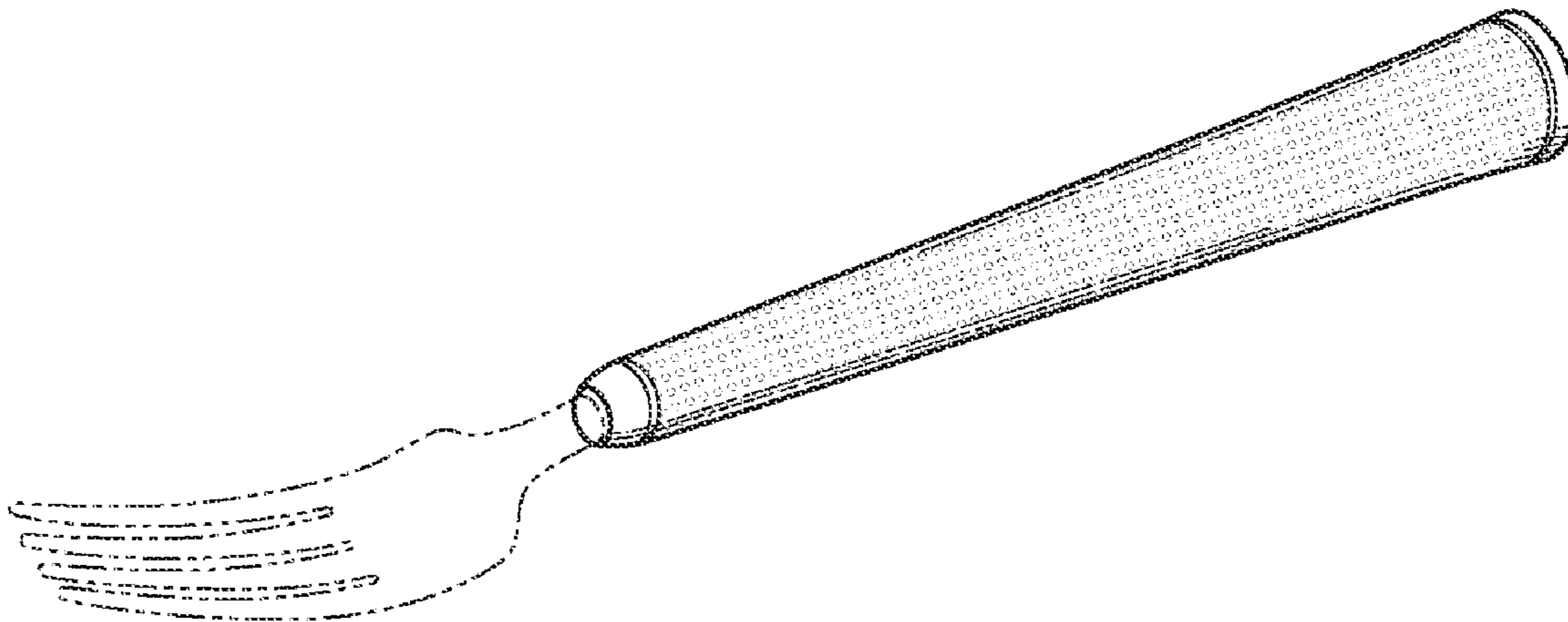
FIG. 5 is a right side elevational view thereof;

FIG. 6 is a front elevational view thereof; and,

FIG. 7 is a rear elevational view thereof.

In the Figures, utensil elements are shown in broken lines for illustrative purposes only and form no part of the claimed design.

1 Claim, 2 Drawing Sheets



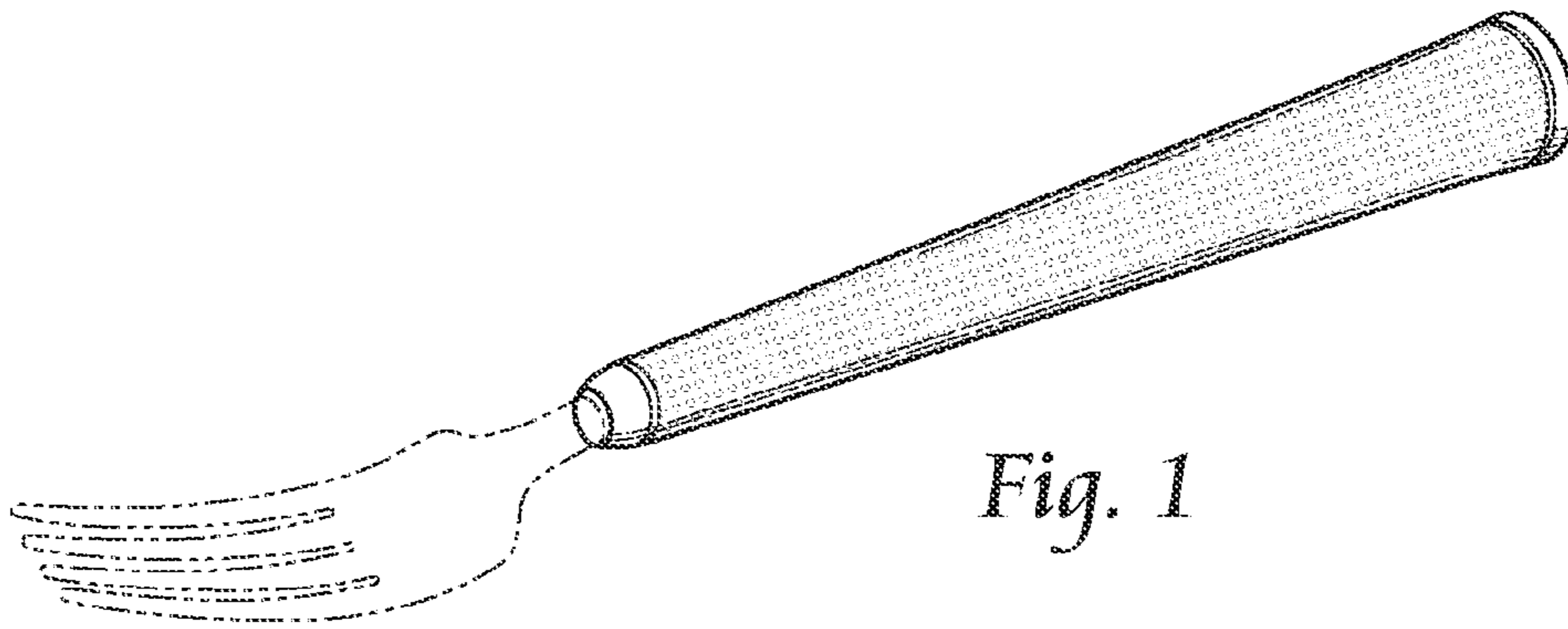


Fig. 1

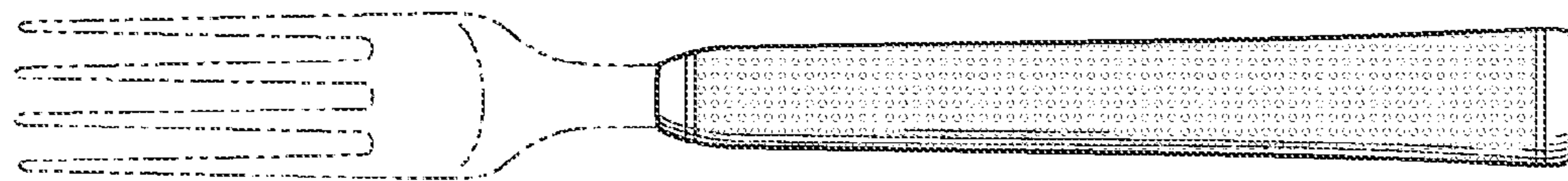


Fig. 2

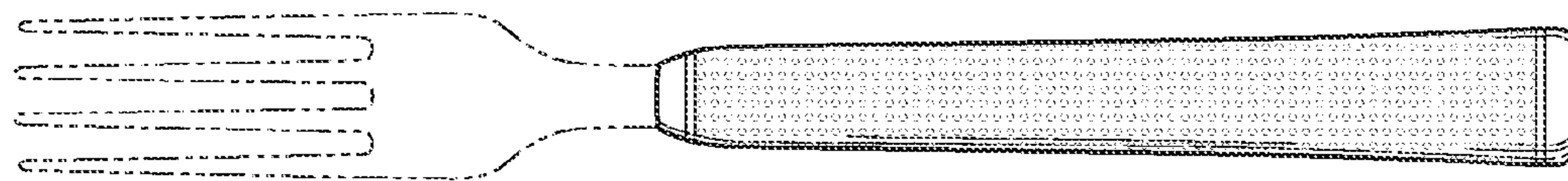


Fig. 3

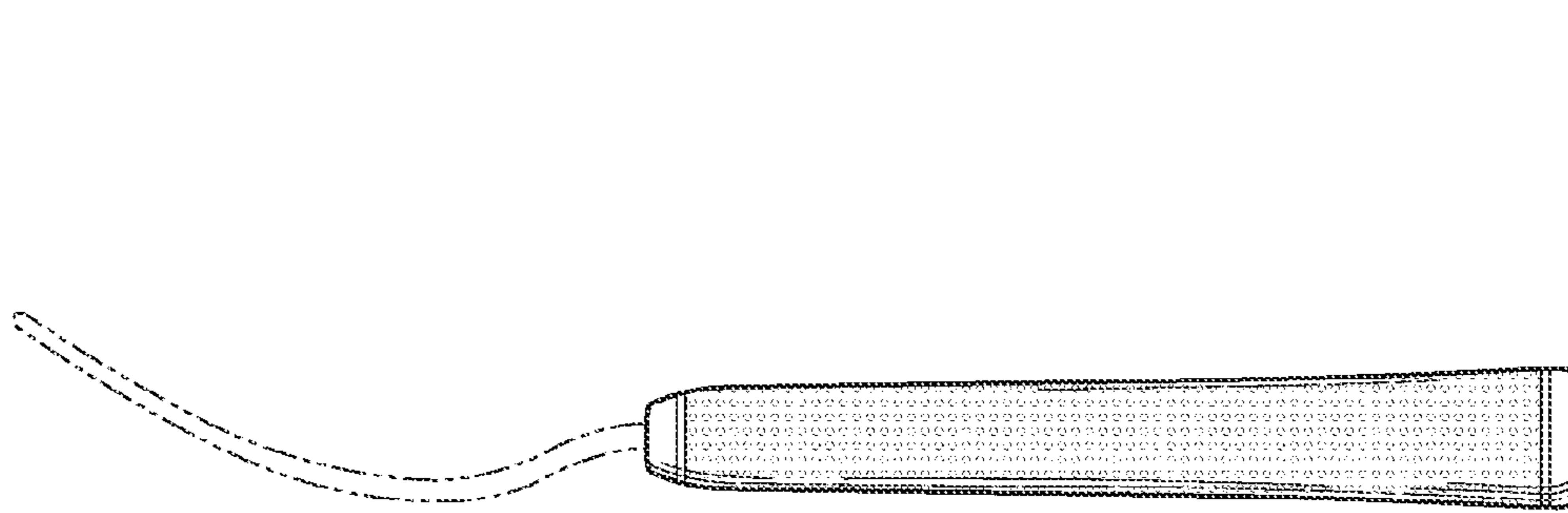


Fig. 4

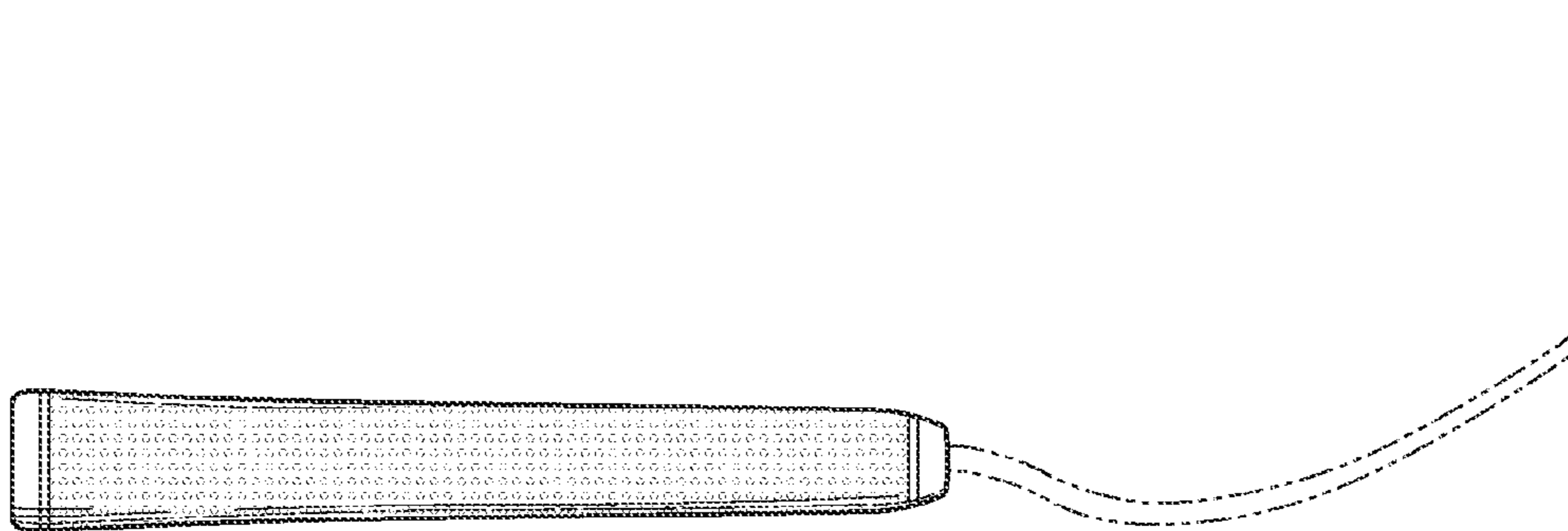


Fig. 5

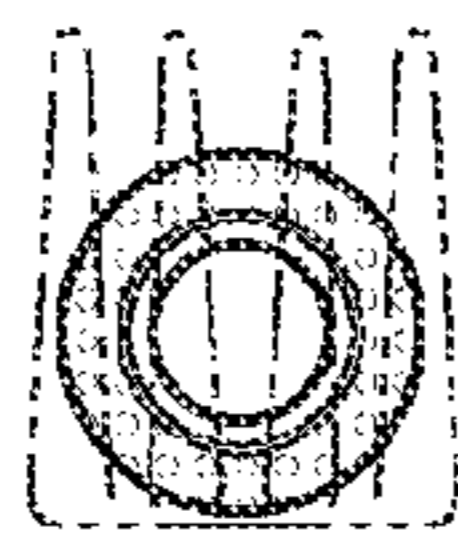


Fig. 6

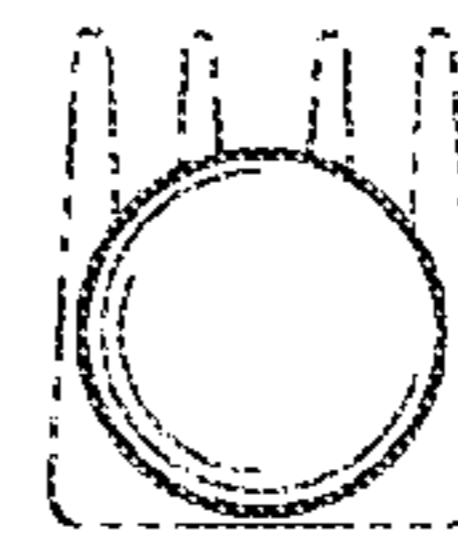


Fig. 7