



US00D699062S

(12) **United States Design Patent**
Bala

(10) **Patent No.:** **US D699,062 S**

(45) **Date of Patent:** **** Feb. 11, 2014**

(54) **CHAIR BACKREST**

(76) Inventor: **Bobby Bala**, Blaine, WA (US)

(**) Term: **14 Years**

(21) Appl. No.: **29/425,528**

(22) Filed: **Jun. 25, 2012**

(51) **LOC (10) Cl.** **06-01**

(52) **U.S. Cl.**
USPC **D6/716.4**

(58) **Field of Classification Search**
USPC D6/334–338, 349, 355, 361, 368–370,
D6/376, 379–381, 492, 500–502, 601, 716,
D6/716.1, 716.4; 297/16.1, 42, 94, 135,
297/175, 232, 233, 350, 351, 445.1, 448.1,
297/448.2, 451.9; 5/12.1, 12.2
See application file for complete search history.

(56) **References Cited**

U.S. PATENT DOCUMENTS

D471,372 S *	3/2003	Inada et al.	D6/367
D476,492 S *	7/2003	Yamamoto et al.	D6/335
D511,900 S *	11/2005	Inada et al.	D6/367
D517,338 S *	3/2006	Inada et al.	D6/367
D536,200 S *	2/2007	Vong	D6/500
D536,893 S *	2/2007	Lifeng	D6/367
D536,895 S *	2/2007	Kawamura	D6/367
D537,643 S *	3/2007	Miyake	D6/367
D543,399 S *	5/2007	Johnson	D6/502
D543,716 S *	6/2007	Votteler et al.	D6/366
D575,069 S *	8/2008	Potter	D6/335
D598,682 S *	8/2009	Egger	D6/502
D657,593 S *	4/2012	Ping et al.	D6/500

D657,595 S *	4/2012	Ping et al.	D6/500
D661,133 S *	6/2012	Ping et al.	D6/500
D661,522 S *	6/2012	Ping et al.	D6/500
D671,774 S *	12/2012	Ping et al.	D6/716.4
D676,691 S *	2/2013	Bala	D6/716.4

* cited by examiner

Primary Examiner — Sandra Snapp

(74) *Attorney, Agent, or Firm* — White-Welker & Welker, LLC; Matthew T. Welker, Esq.


(57) **CLAIM**

The ornamental design for a chair backrest, as shown and described.

DESCRIPTION

FIG. 1 is a front perspective view of the chair backrest of the present design as part of a theater style chair;
FIG. 2 is a front elevation view of the chair backrest of the present design;
FIG. 3 is a back elevation view of the chair backrest of the present design;
FIG. 4 is a side elevation view of the chair backrest of the present design, the opposite side view being a mirror image thereof;
FIG. 5 is a front, top perspective view of the chair backrest of the present design; and,
FIG. 6 is a front, bottom plan view of the chair backrest of the present design, the chair backrest rotated upside down.
The broken lines and the dashed lines form no part of the claimed design.

1 Claim, 8 Drawing Sheets



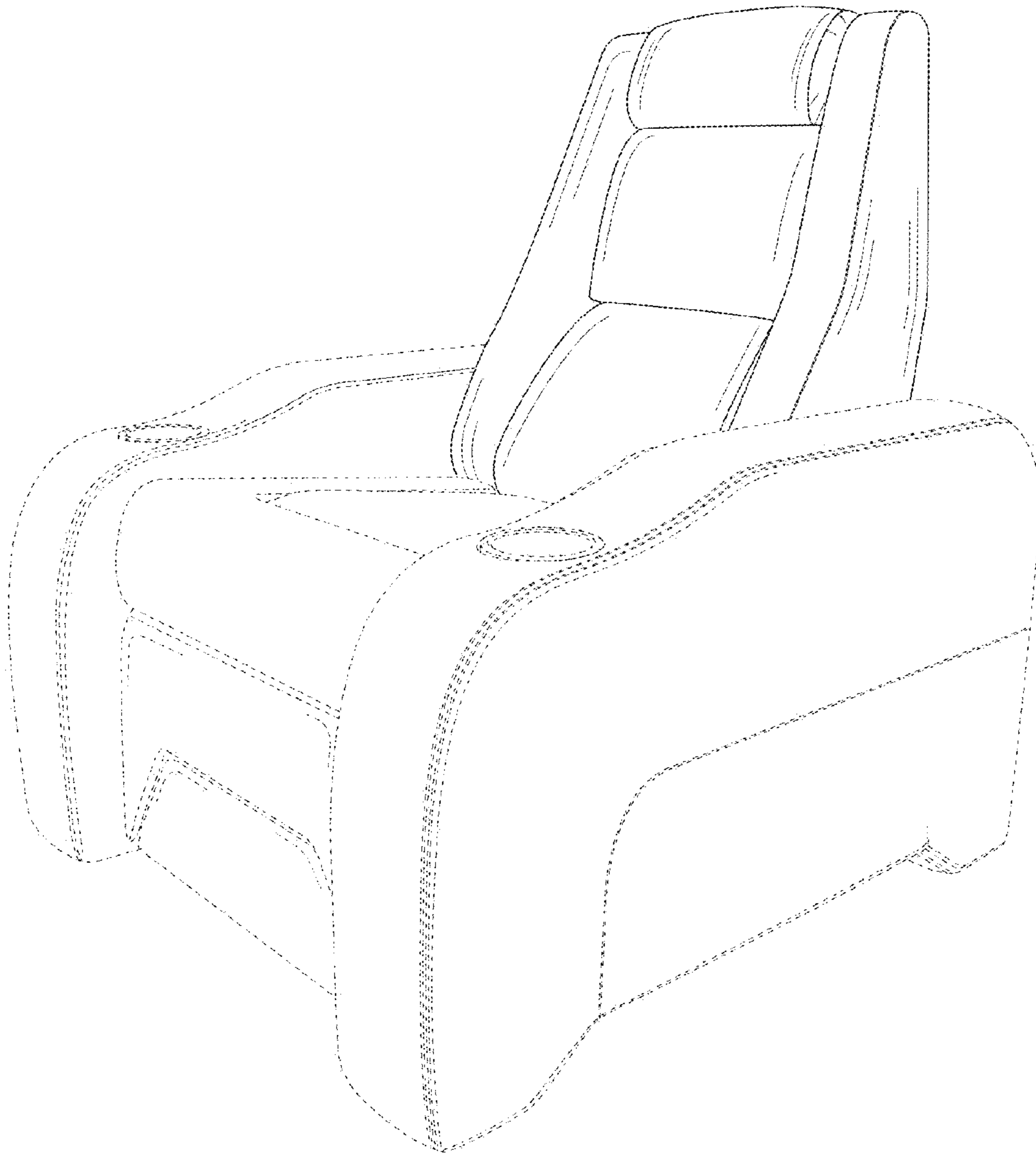


FIG. 1

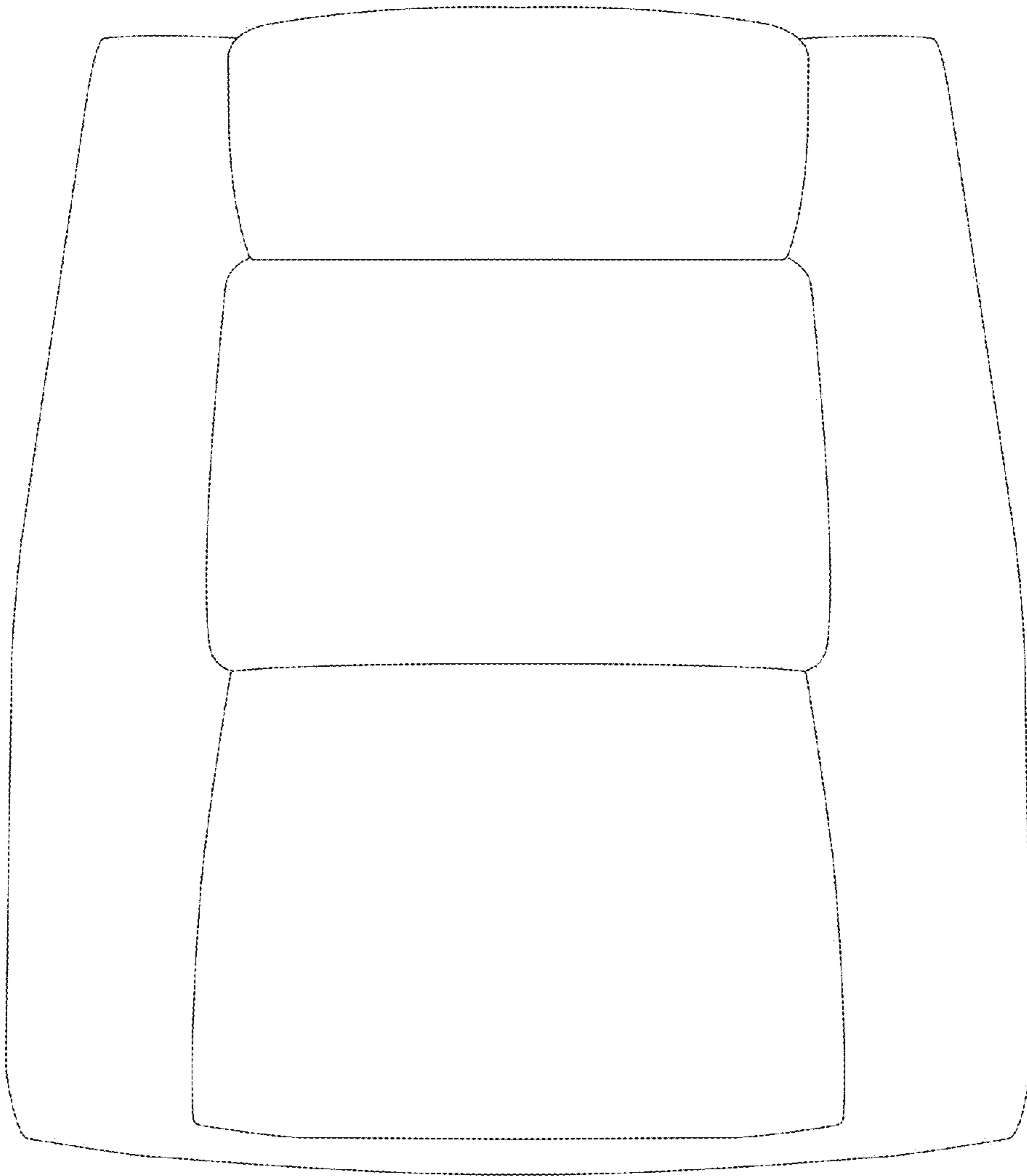


FIG. 2




FIG. 3



FIG. 4

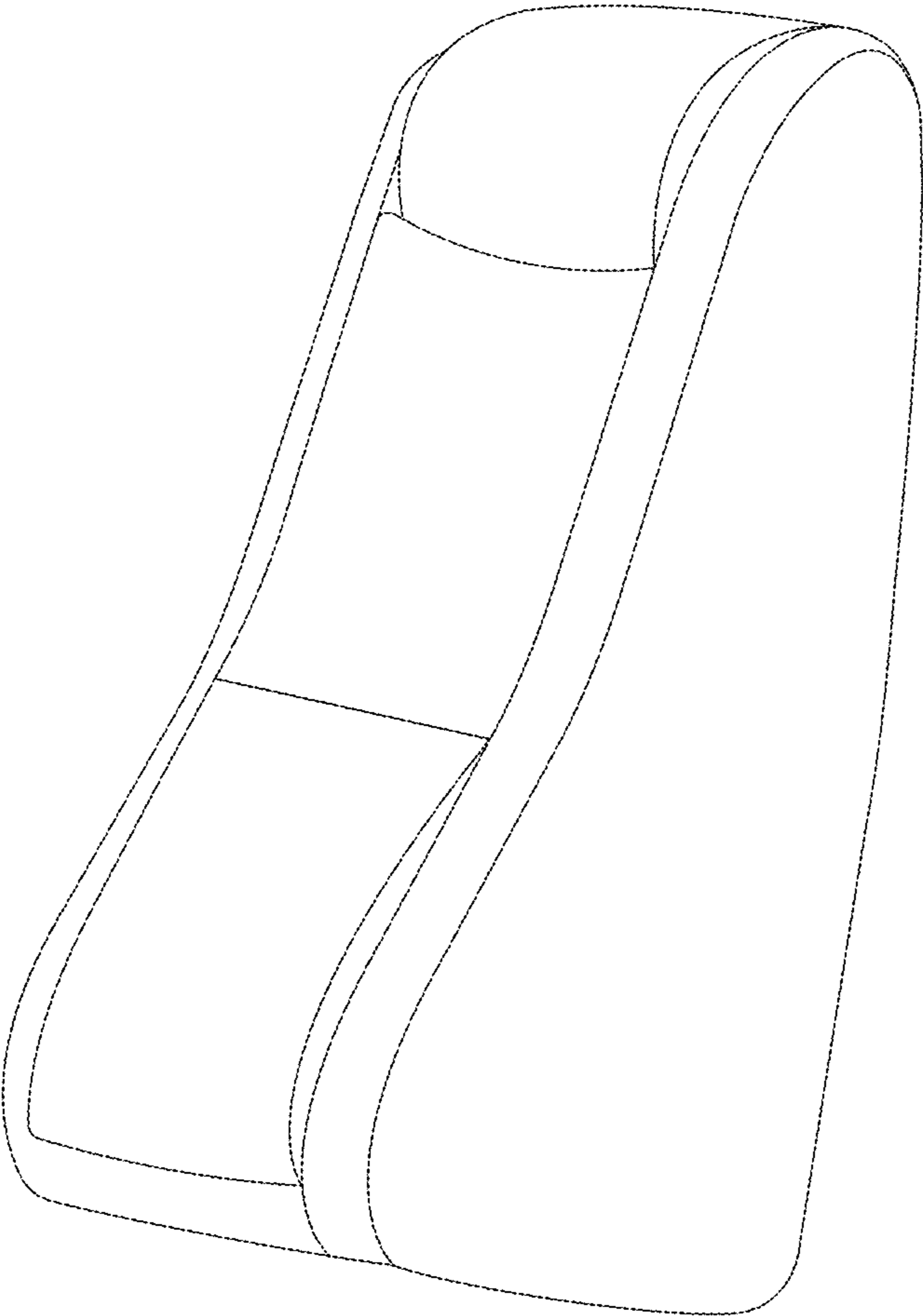


FIG. 5

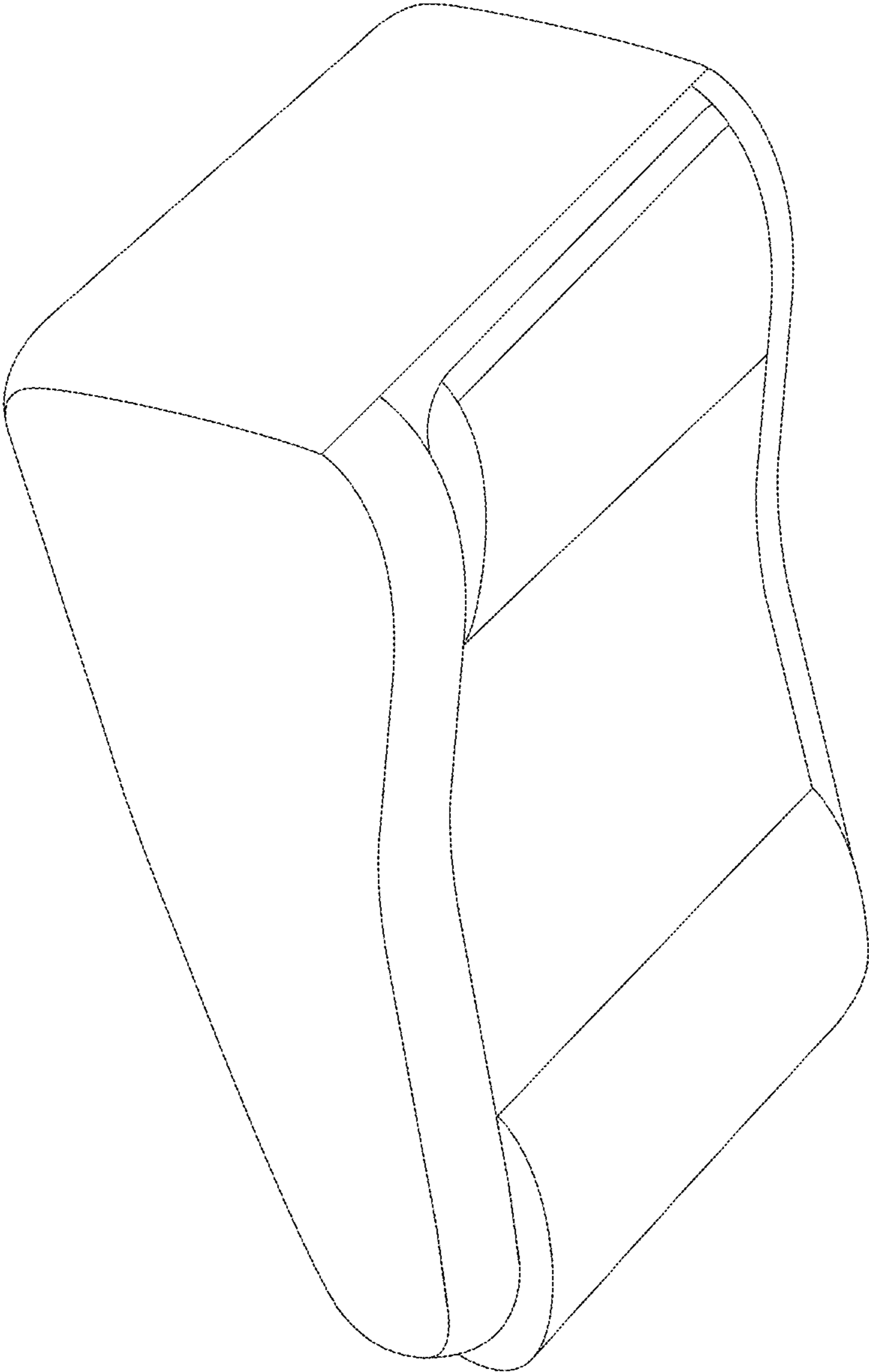


FIG. 6

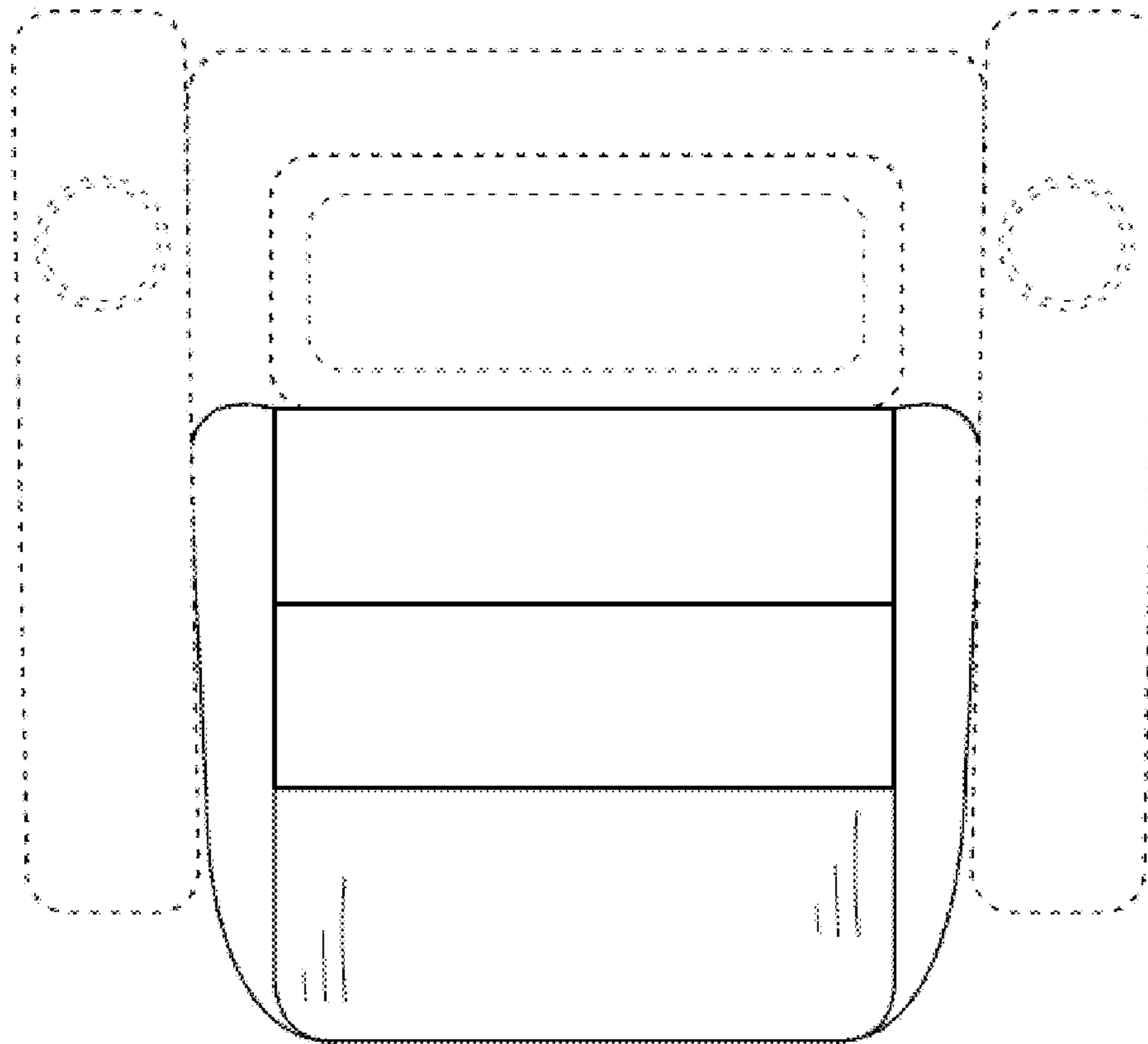


FIG. 7

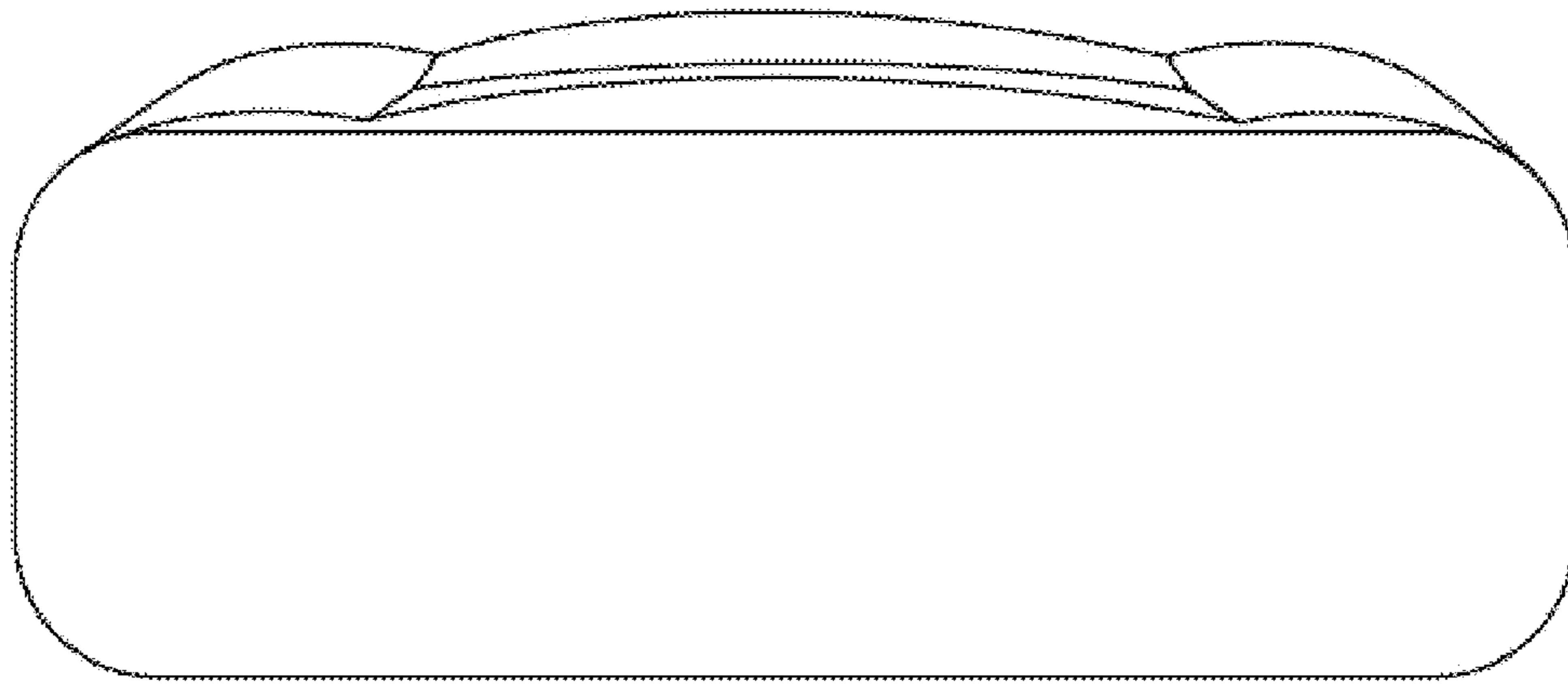


FIG. 8