

US00D699053S

(12) **United States Design Patent**
Long

(10) **Patent No.:** **US D699,053 S**

(45) **Date of Patent:** **** Feb. 11, 2014**

(54) **THREE SEGMENT PILLOW**

(71) Applicant: **Steven B. Long**, Tucson, AZ (US)

(72) Inventor: **Steven B. Long**, Tucson, AZ (US)

(**) Term: **14 Years**

(21) Appl. No.: **29/432,910**

(22) Filed: **Sep. 21, 2012**

(51) **LOC (10) Cl.** **06-09**

(52) **U.S. Cl.**
USPC **D6/601**

(58) **Field of Classification Search**
USPC D6/595-597, 601, 604, 611; 5/630,
5/632, 636, 640, 646, 417, 420, 652, 653,
5/655, 655.9, 656, 907; 297/219.1, 229;
D21/803, 809

See application file for complete search history.

(56) **References Cited**

U.S. PATENT DOCUMENTS

D323,757 S * 2/1992 Beauchan D6/611
5,133,097 A * 7/1992 Pyles 5/623
D424,358 S * 5/2000 Wang D6/604

D624,343 S * 9/2010 Long D6/601
D637,438 S * 5/2011 Long D6/601
D657,156 S * 4/2012 Shih D6/392

* cited by examiner

Primary Examiner — Janice Seeger

(74) *Attorney, Agent, or Firm* — Dale F. Regelman; Quarles & Brady LLP

(57) **CLAIM**

The ornamental design for a three segment pillow, as shown and described.

DESCRIPTION

FIG. 1 is a perspective view showing Applicant's three segment pillow in a sitting configuration and being supported by a sofa;

FIG. 2 is a enlarged front side elevational view, the rear being a mirror image thereof;

FIG. 3 is a first side view;

FIG. 4 is a second side view;

FIG. 5 is a third side view;

FIG. 6 is a fourth side view;

FIG. 7 is a top end view thereof; and,

FIG. 8 is a bottom end view thereof.

The broken lines showing the sofa are for environmental purposes only and form no part of the claimed design.

1 Claim, 4 Drawing Sheets

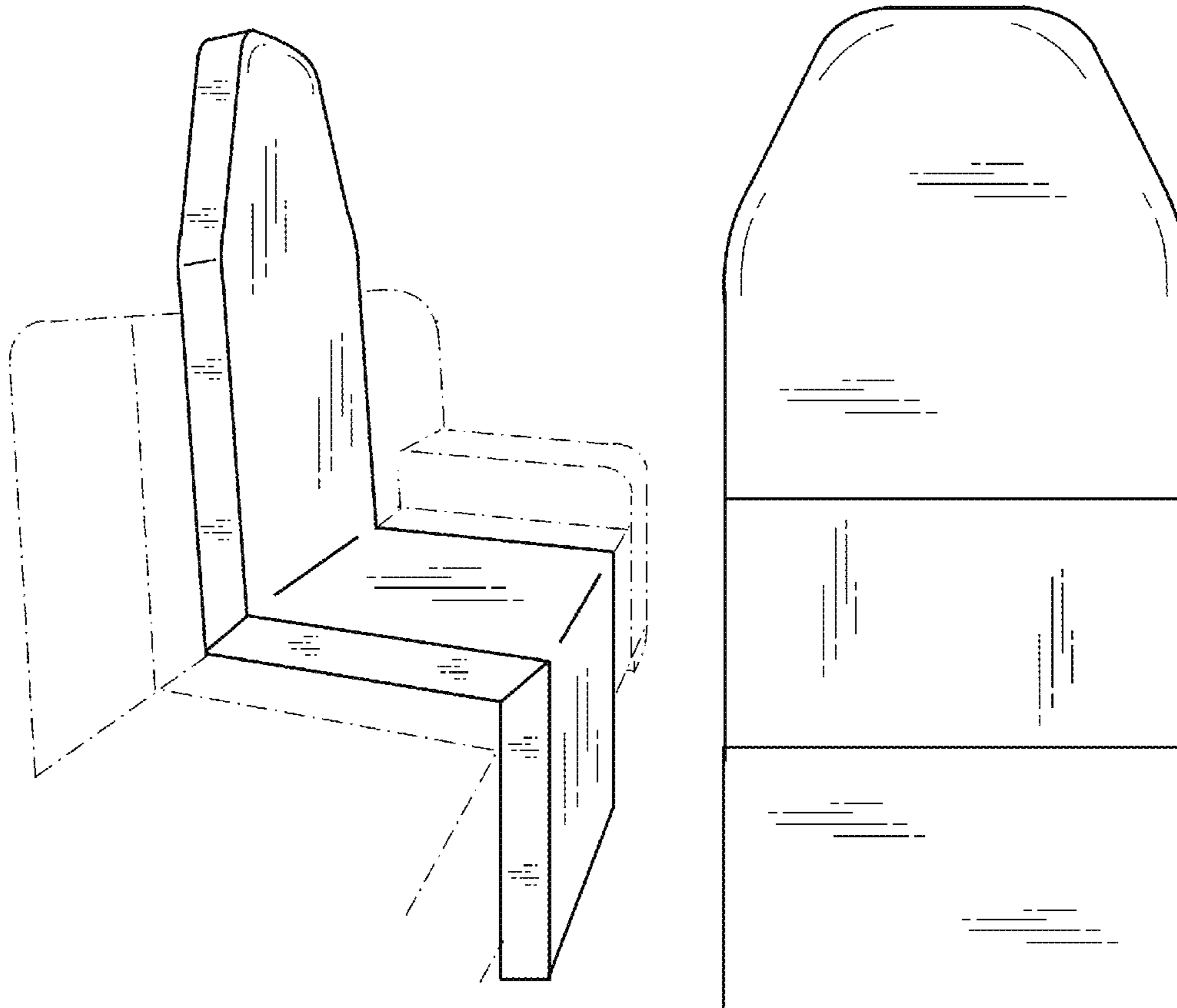


FIG. 1

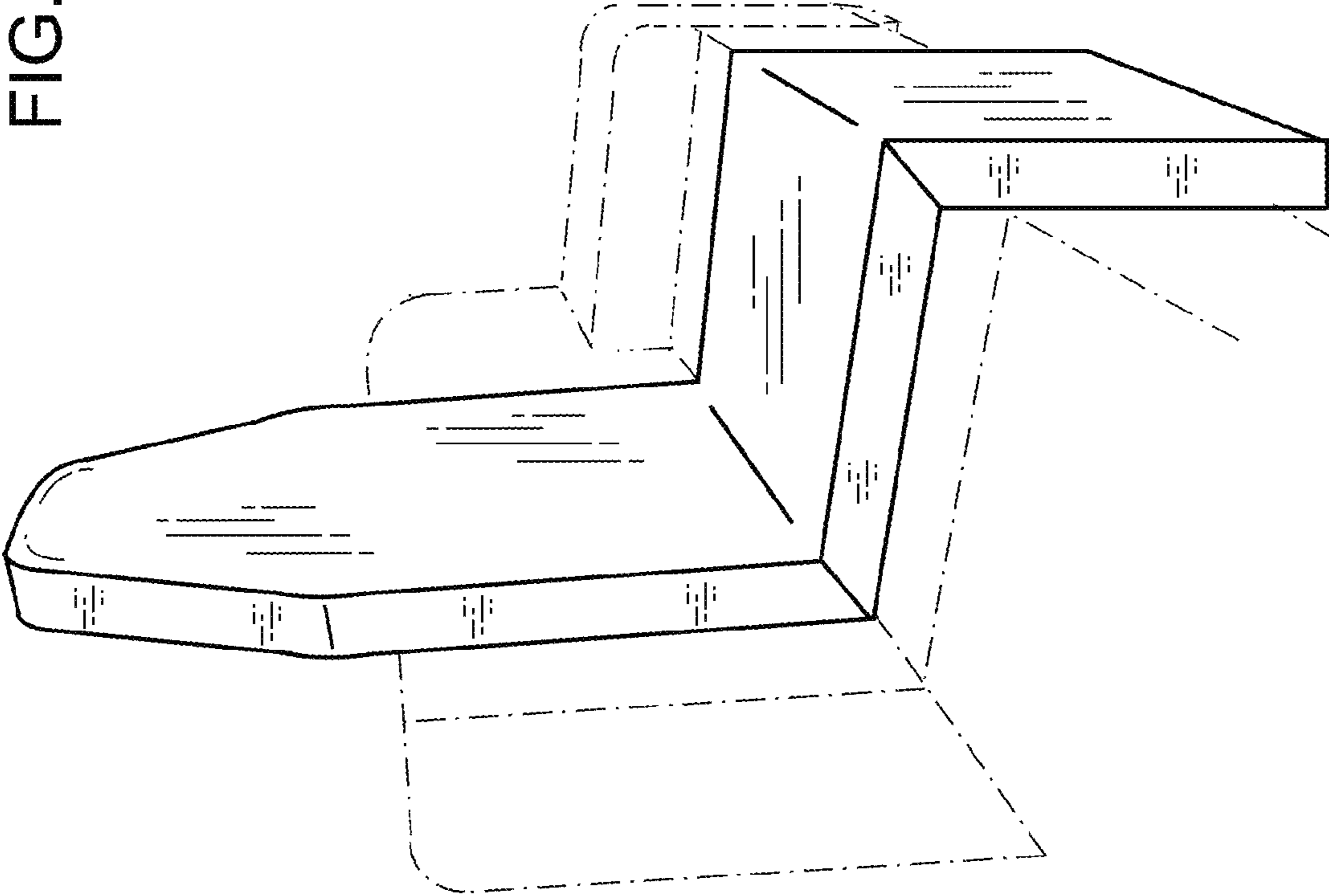


FIG. 2

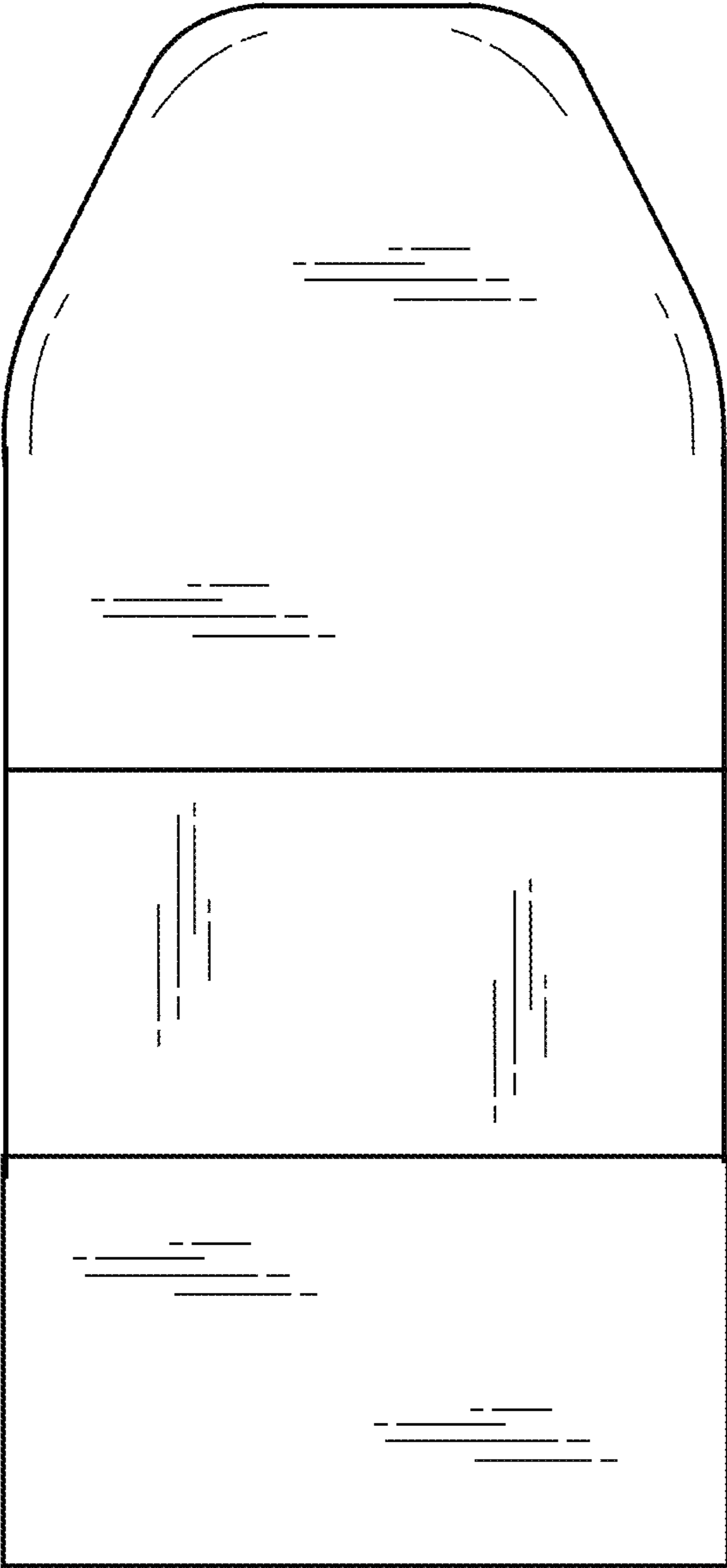


FIG. 4

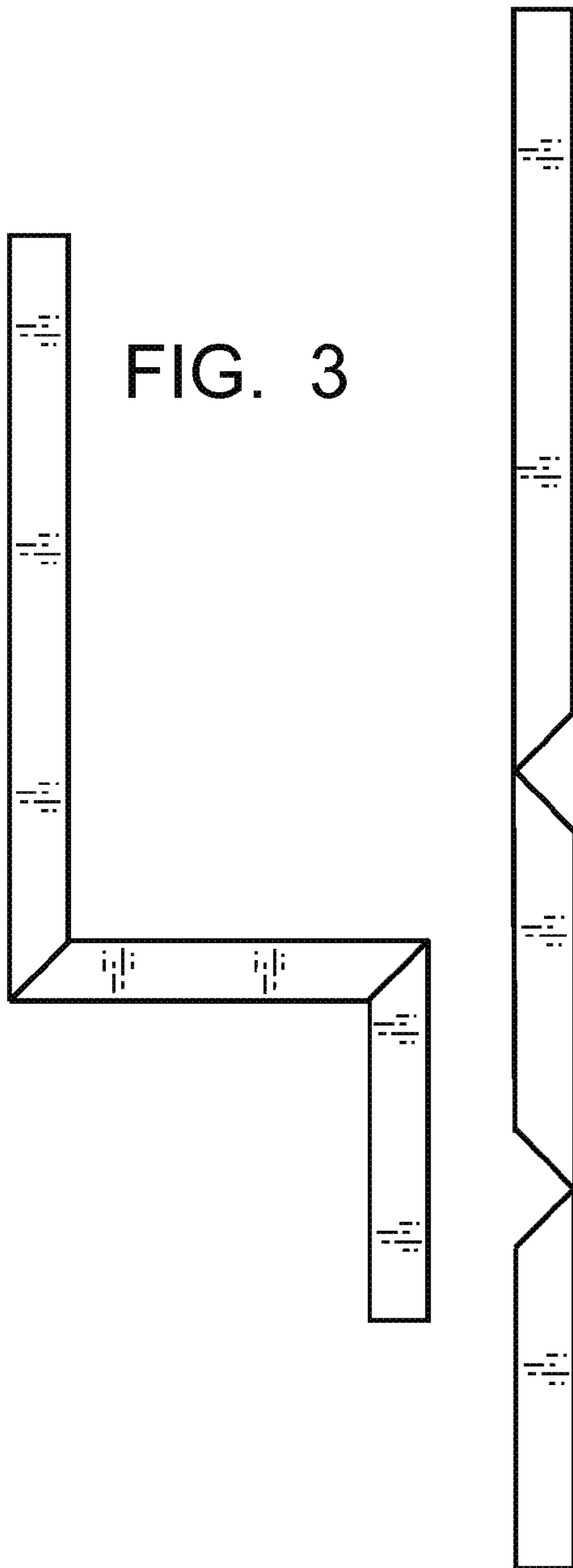


FIG. 5

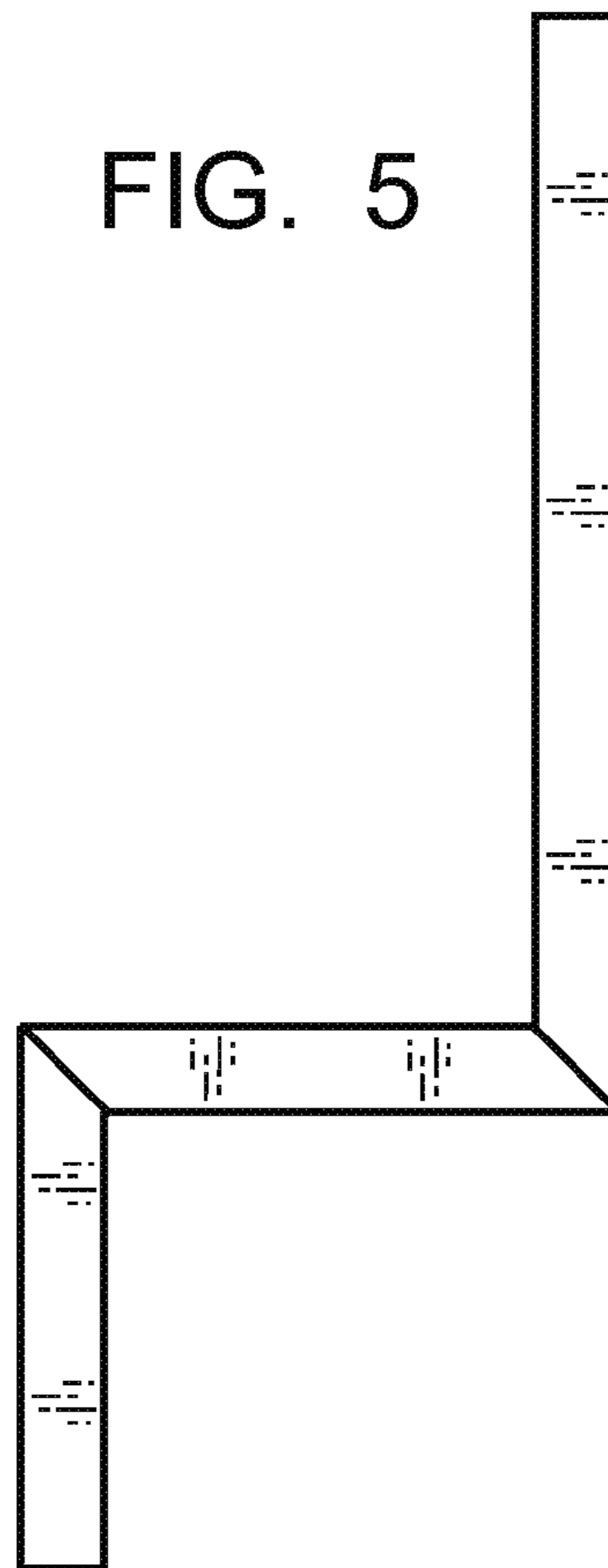


FIG. 6



FIG. 7



FIG. 8

