



US00D699052S

(12) **United States Design Patent**
Jalan

(10) **Patent No.:** **US D699,052 S**

(45) **Date of Patent:** **** Feb. 11, 2014**

(54) **REVERSIBLE PILLOWCASE**

(75) Inventor: **Neeraj Jalan**, Mumbai (IN)

(73) Assignee: **GHCL Limited**, Uttar Pradesh (IN)

(**) Term: **14 Years**

(21) Appl. No.: **29/430,820**

(22) Filed: **Aug. 30, 2012**

(51) **LOC (10) Cl.** **06-09**

(52) **U.S. Cl.**
USPC **D6/601**

(58) **Field of Classification Search**
USPC D6/595–597, 601; 5/485, 490, 491, 482
See application file for complete search history.

(56) **References Cited**

U.S. PATENT DOCUMENTS

3,974,531	A *	8/1976	Van Pelt	5/490
5,184,362	A *	2/1993	Yager et al.	5/490
5,940,909	A *	8/1999	Sapp	5/490
D430,768	S *	9/2000	Hindes	D6/601
D448,960	S *	10/2001	Leverette	D6/596
6,668,400	B1 *	12/2003	Nichols et al.	5/485
D640,493	S *	6/2011	Nishijima et al.	D6/601

D651,441	S *	1/2012	Mariani et al.	D6/601
2005/0273930	A1	12/2005	Phillipps		
2006/0282950	A1	12/2006	Shuster et al.		
2007/0028383	A1 *	2/2007	Mehrotra	5/482

* cited by examiner

Primary Examiner — Janice Seeger

(74) *Attorney, Agent, or Firm* — Buchanan Ingersoll & Rooney PC

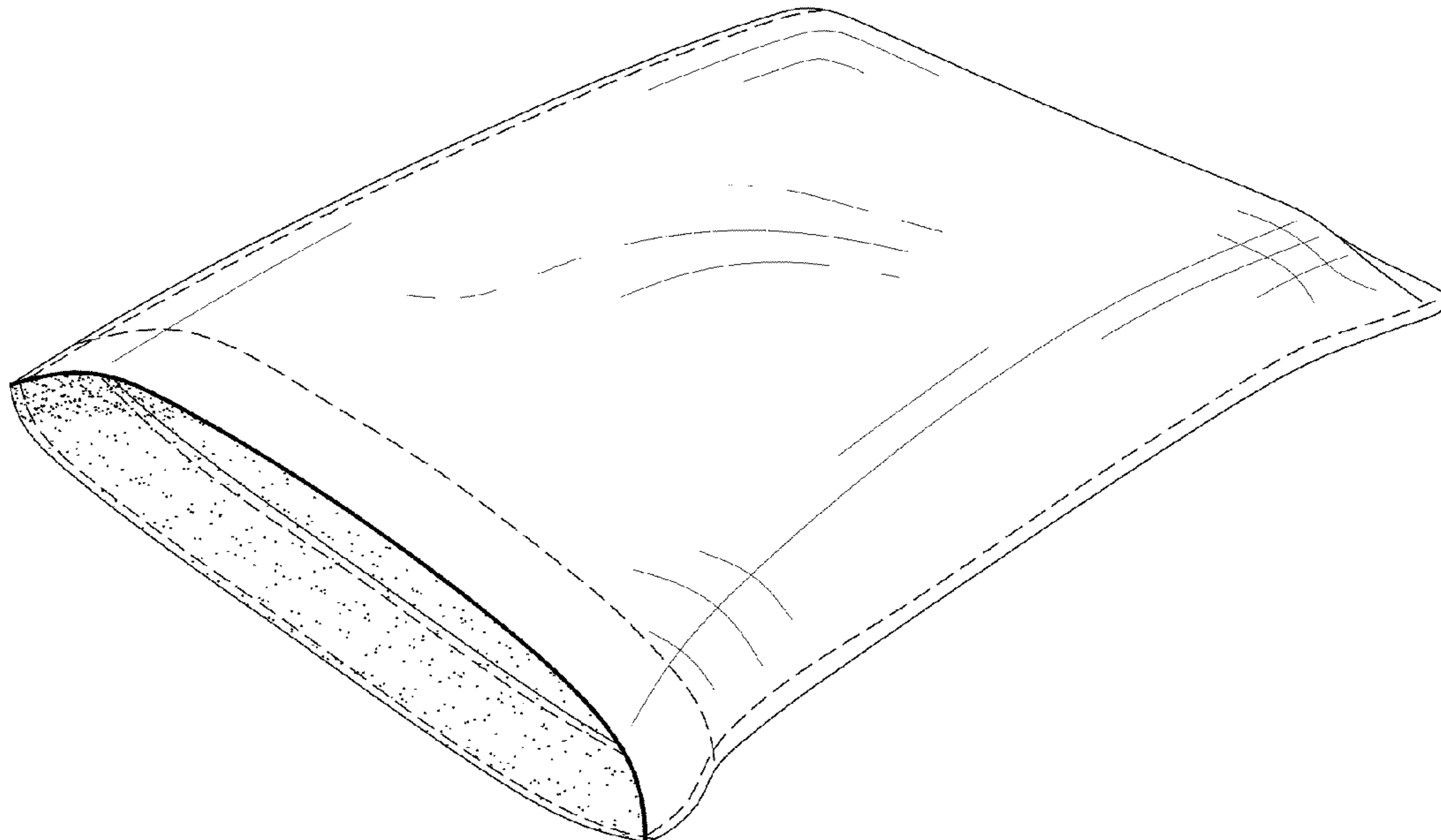
(57) **CLAIM**

The ornamental design for a reversible pillowcase, as shown and described.

DESCRIPTION

FIG. 1 is a perspective view of my reversible pillowcase as it would appear when placed over a pillow;
 FIG. 2 is a bottom view thereof;
 FIG. 3 is a left side view thereof, the right side view being a mirror image of the left side view;
 FIG. 4 is an end view of the closed end thereof;
 FIG. 5 is a perspective view similar to FIG. 1, in which my reversible pillowcase has been turned inside out; and,
 FIG. 6 is an enlarged view, of a portion of my reversible pillowcase within the circle drawn in broken line in FIG. 3.
 The broken lines in the drawings indicate stitching.

1 Claim, 3 Drawing Sheets



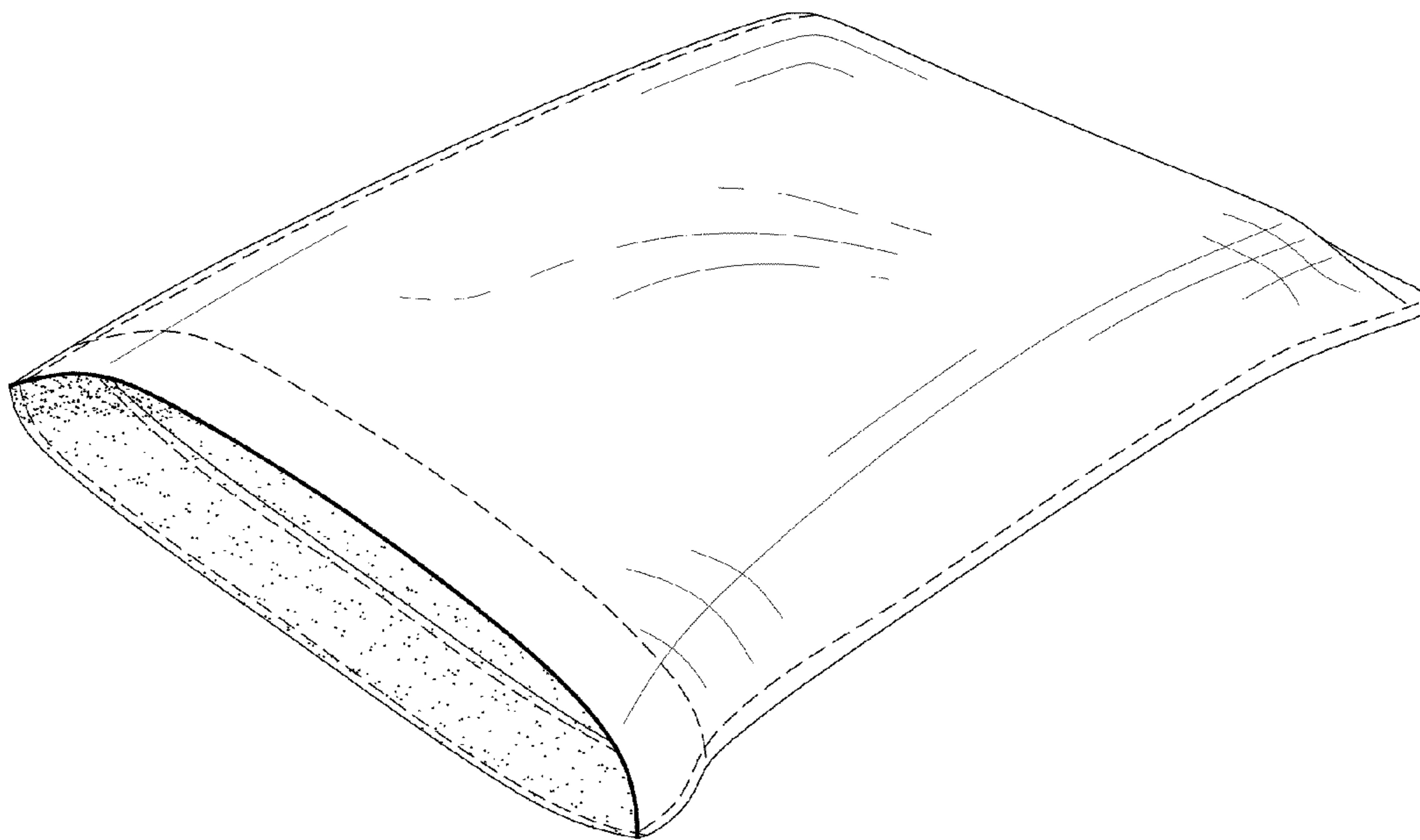


FIG. 1

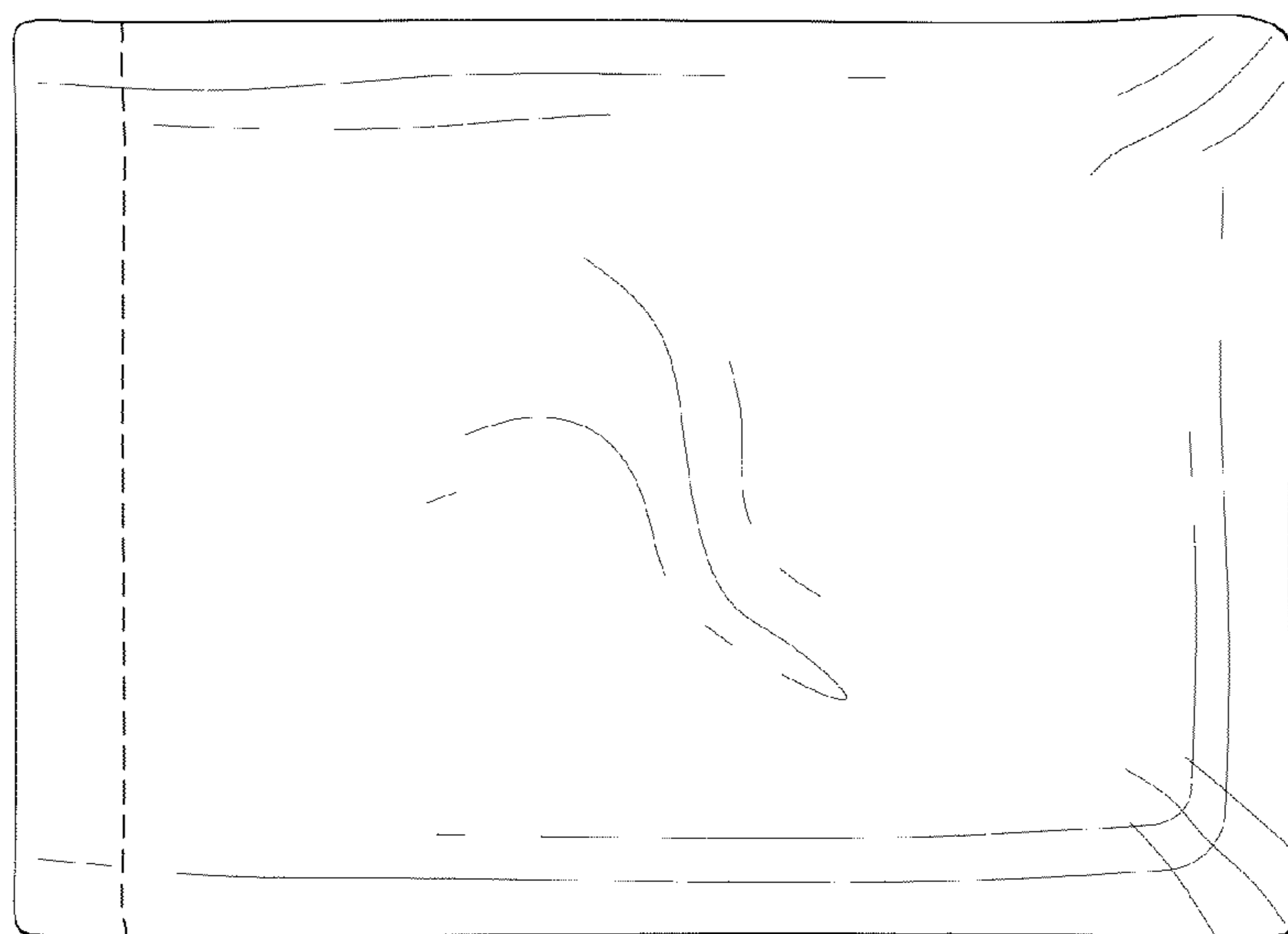


FIG. 2




FIG. 3




FIG. 4

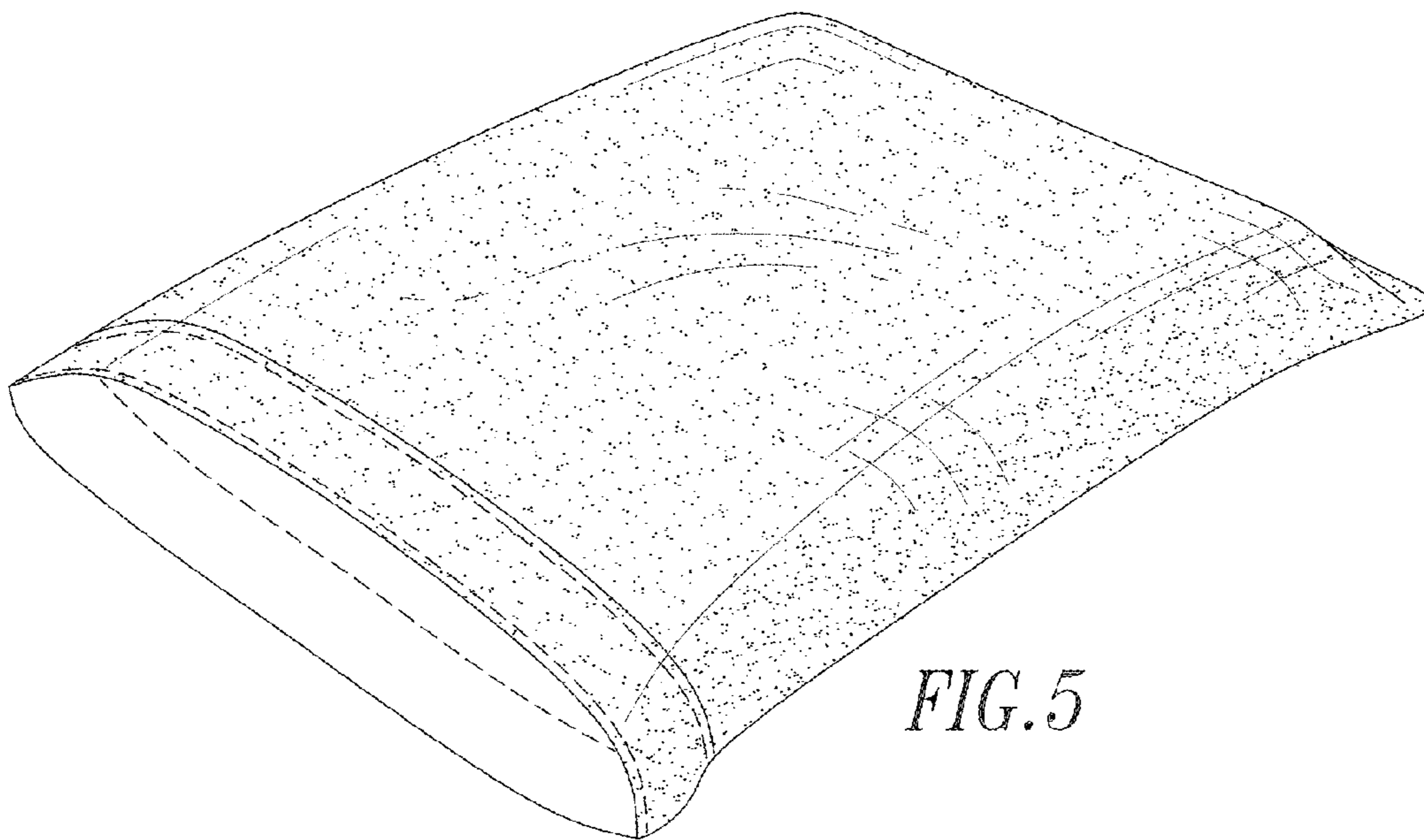


FIG. 5

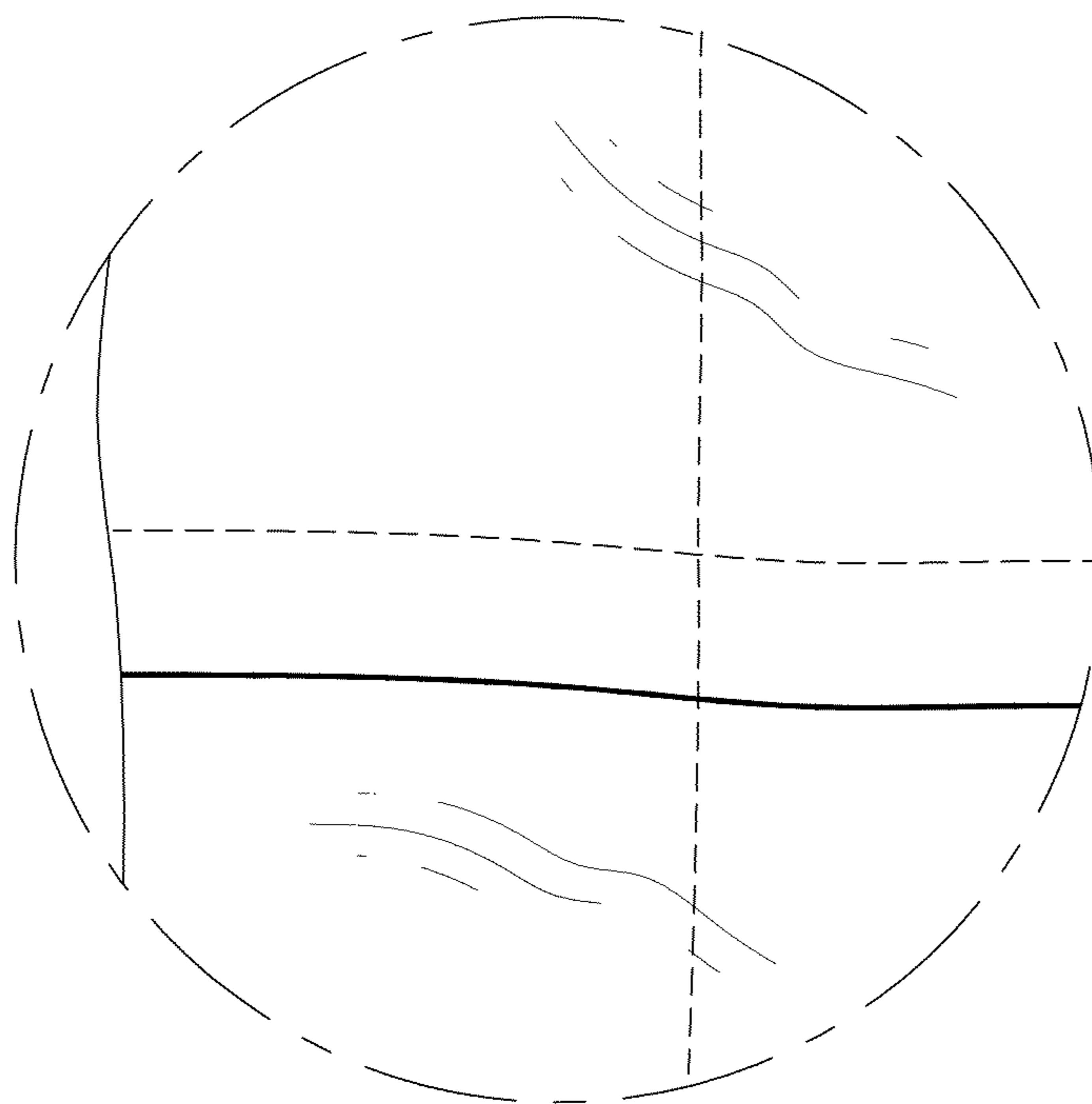


FIG. 6