



US00D699050S

(12) **United States Design Patent**  
**Lin**

(10) **Patent No.:** **US D699,050 S**

(45) **Date of Patent:** **\*\* Feb. 11, 2014**

(54) **VENETIAN BLIND SLAT HAVING  
ELONGATED INNER CORD HOLES**

(71) Applicant: **Tzu-Yen Lin**, Taipei (TW)

(72) Inventor: **Tzu-Yen Lin**, Taipei (TW)

(73) Assignee: **Whole Space Industries Ltd.**, Taipei  
(TW)

(\*\*) Term: **14 Years**

(21) Appl. No.: **29/451,254**

(22) Filed: **Mar. 29, 2013**

(51) **LOC (10) Cl.** ..... **06-10**

(52) **U.S. Cl.**  
USPC ..... **D6/580; D6/577**

(58) **Field of Classification Search**  
USPC ..... D6/575, 577, 579, 580; D8/349, 368,  
D8/369, 376, 382; 160/84.01-84.08, 107,  
160/108, 111, 113, 130, 133, 176.1 P, 237,  
160/330, DIG. 6, 902, 236; 248/252, 266,  
248/271

See application file for complete search history.

(56) **References Cited**

**U.S. PATENT DOCUMENTS**

2,012,034	A *	8/1935	Brent	160/173 R
2,068,977	A *	1/1937	Dodge	160/236
2,072,835	A *	3/1937	Dodge	160/173 R
2,130,319	A *	9/1938	Hammer	160/178.3
2,169,873	A *	8/1939	Clark, Jr.	160/178.1 R
2,187,121	A *	1/1940	Graves	160/236
2,229,225	A *	1/1941	Schneider	160/173 R
2,272,956	A *	2/1942	Stuber et al.	160/38
2,534,673	A *	12/1950	Holland	160/236
2,620,869	A *	12/1952	Friedman	160/236
3,189,081	A	6/1965	Lorentzen et al.	
5,176,193	A	1/1993	Yannazzone	
D355,092	S *	2/1995	Swopes	D6/580

6,105,655	A	8/2000	Judkins	
D472,418	S *	4/2003	Gilmore et al.	D6/580
6,581,665	B2	6/2003	Lin	
D495,549	S *	9/2004	Yu et al.	D6/577
D501,348	S *	2/2005	Yu et al.	D6/577
7,124,804	B2	10/2006	Hsu	
7,308,927	B2 *	12/2007	Lai	160/116
D578,332	S *	10/2008	Chen	D6/577
D581,712	S *	12/2008	Chen	D6/577
2004/0121128	A1 *	6/2004	Chou	428/188
2004/0182524	A1 *	9/2004	Nien	160/168.1 R
2006/0060311	A1	3/2006	Hsu	
2007/0221343	A1	9/2007	Chen	
2009/0183843	A1 *	7/2009	Chou	160/218
2013/0075049	A1 *	3/2013	Zhang	160/236

\* cited by examiner

*Primary Examiner* — Karen S Acker

(74) *Attorney, Agent, or Firm* — Buchanan Ingersoll & Rooney PC

(57) **CLAIM**

The ornamental design for a venetian blind slat having elongated inner cord holes, as shown and described.

**DESCRIPTION**

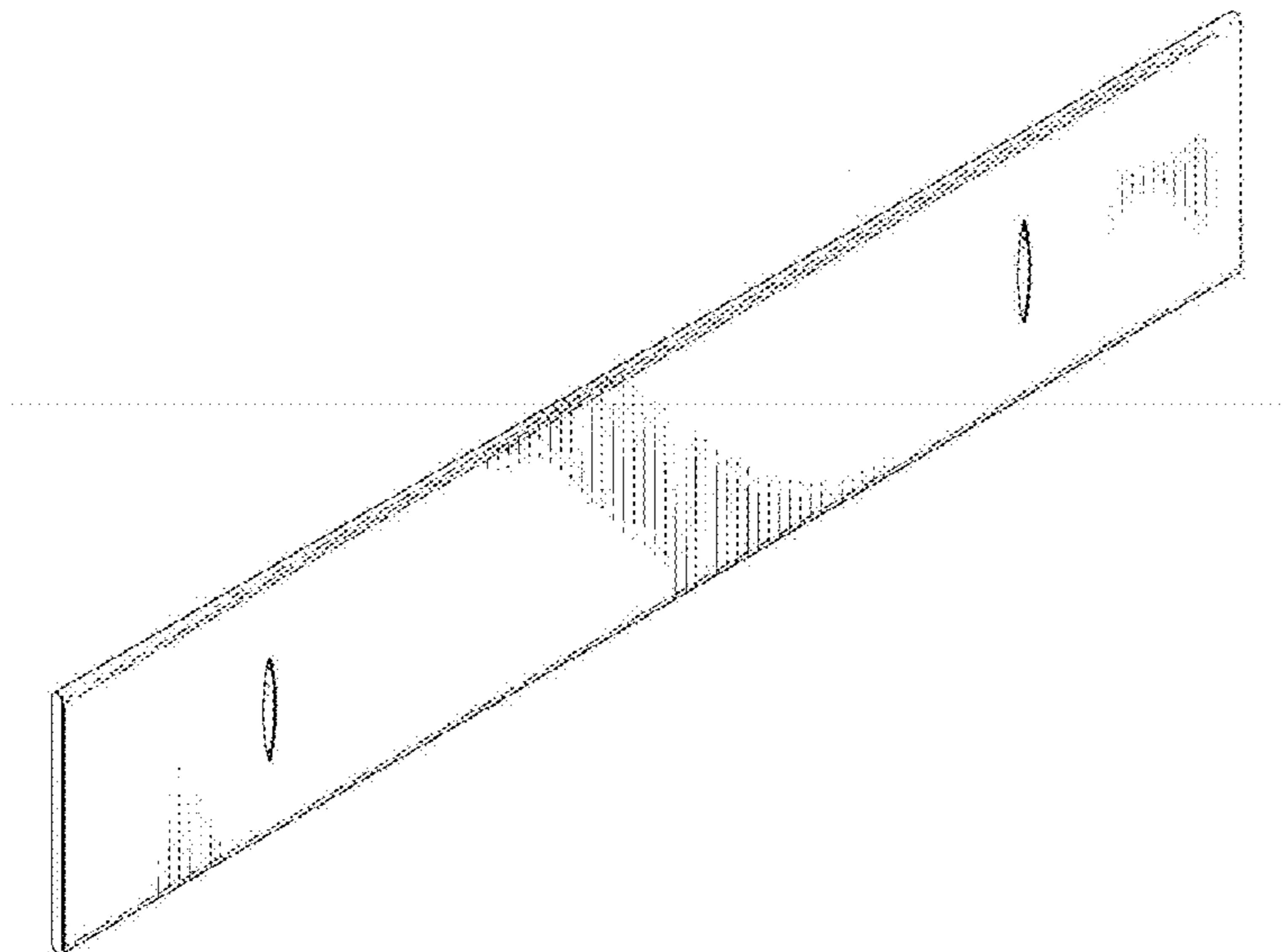
FIG. 1 is a perspective view of the venetian blind slat having elongated inner cord holes;

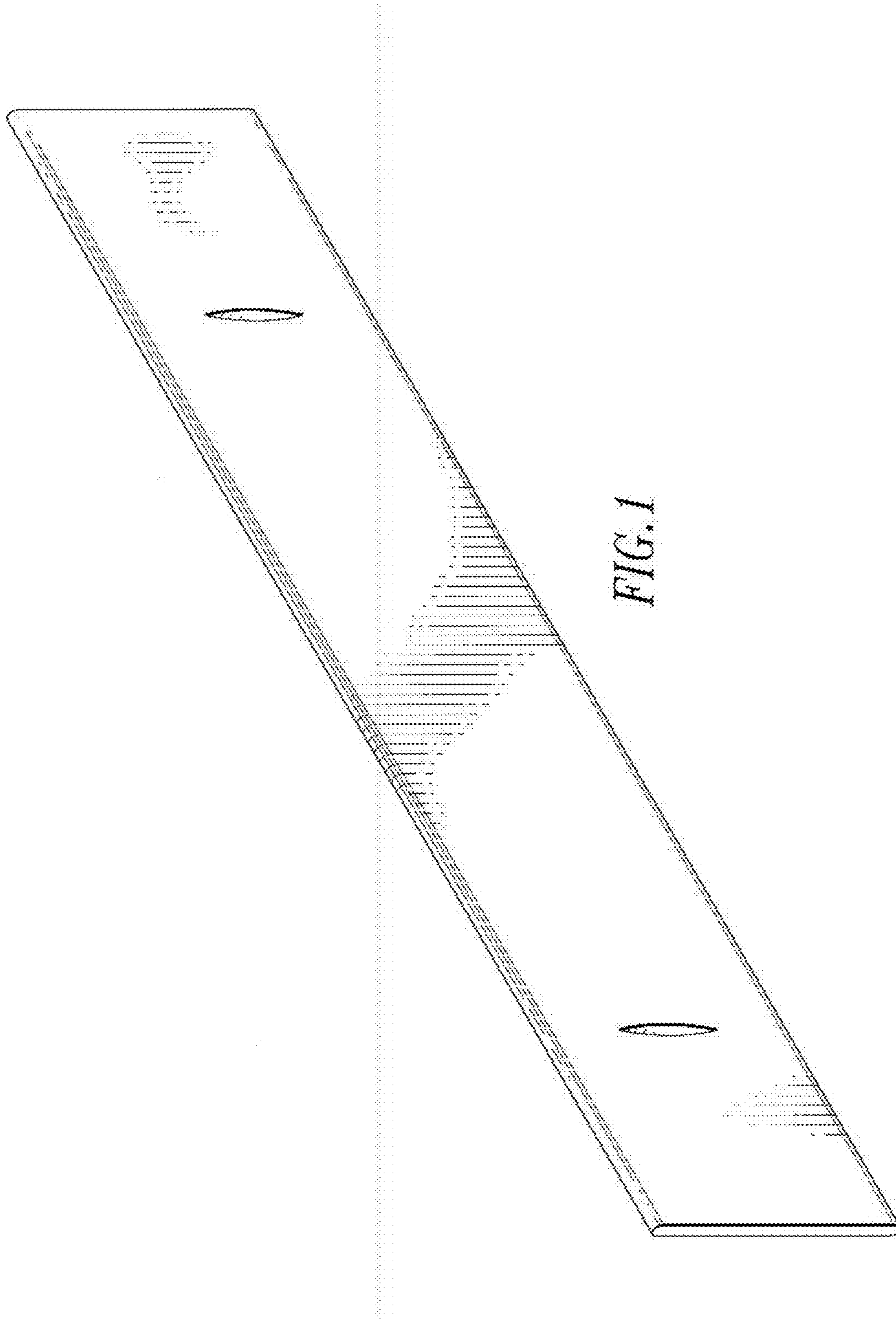
FIG. 2 is a front view of the venetian blind slat having elongated inner cord holes. The rear view of the venetian blind slat having elongated inner cord holes is a mirror image of the front view shown in FIG. 2;

FIG. 3 is a top view of the venetian blind slat having elongated inner cord holes. The bottom view of the venetian blind slat having elongated inner cord holes is a mirror image of the top view of FIG. 3; and,

FIG. 4 is right side view of the venetian blind slat having elongated inner cord holes. The left side view of the venetian blind slat having elongated inner cord holes is a mirror image of the right side view of FIG. 4.

**1 Claim, 2 Drawing Sheets**








FIG. 2




FIG. 3




FIG. 4