

US00D699039S

(12) **United States Design Patent**
Onø

(10) **Patent No.:** **US D699,039 S**

(45) **Date of Patent:** **** Feb. 11, 2014**

(54) **SQUARE HEAD FOR TOILET BRUSHWARE**

D479,760 S * 9/2003 Naumann D32/35
D621,162 S * 8/2010 Buck et al. D4/127
2002/0007527 A1* 1/2002 Hart 15/104.94

(71) Applicant: **Rode Bath**, Skævinge (DK)

(72) Inventor: **Svend Onø**, Kgs. Lyngby (DK)

(73) Assignee: **Rode Bath**, Skaevinge (DK)

(**) Term: **14 Years**

(21) Appl. No.: **29/450,967**

(22) Filed: **Mar. 26, 2013**

(51) **LOC (10) Cl.** **04-01**

(52) **U.S. Cl.**

USPC **D4/132**; D4/136; D32/51

(58) **Field of Classification Search**

USPC D4/127, 131, 136, 137, 199; D32/35,
D32/40, 50-52; 15/159.1, 160, 188, 229.1,
15/244.1, 104.16, 104.31, 104.94, 206,
15/211, 220.1, 224, 228

See application file for complete search history.

(56) **References Cited**

U.S. PATENT DOCUMENTS

D45,721 S * 5/1914 Lee D32/52
1,933,745 A * 11/1933 Malebranche 15/229.12
2,271,861 A * 2/1942 Harris 15/210.1
3,383,158 A * 5/1968 Leland 401/201
3,473,184 A * 10/1969 Buck, Jr. 15/229.13
3,560,101 A * 2/1971 Leland 206/361

FOREIGN PATENT DOCUMENTS

DE 19941718 A1 * 4/2000 A47K 11/10
DE 102006034405 * 10/2007 A47K 11/10
JP 10113306 A * 5/1998 A47K 11/10

* cited by examiner

Primary Examiner — Melanie H Tung

Assistant Examiner — Lavone D Tabor

(74) *Attorney, Agent, or Firm* — Birch, Stewart, Kolasch & Birch, LLP

(57) **CLAIM**


The ornamental design for a square head for toilet brushware, as shown and described.

DESCRIPTION

FIG. 1 is a front perspective view of a square head for toilet brushware showing my new design;
FIG. 2 is a rear elevational view thereof;
FIG. 3 is a bottom plan view thereof;
FIG. 4 is a front elevational view thereof;
FIG. 5 is a left side elevational view thereof, the right side being a mirror image thereof; and,
FIG. 6 is a top plan view thereof.

The portions shown in broken lines form no part of the claimed design.

1 Claim, 6 Drawing Sheets



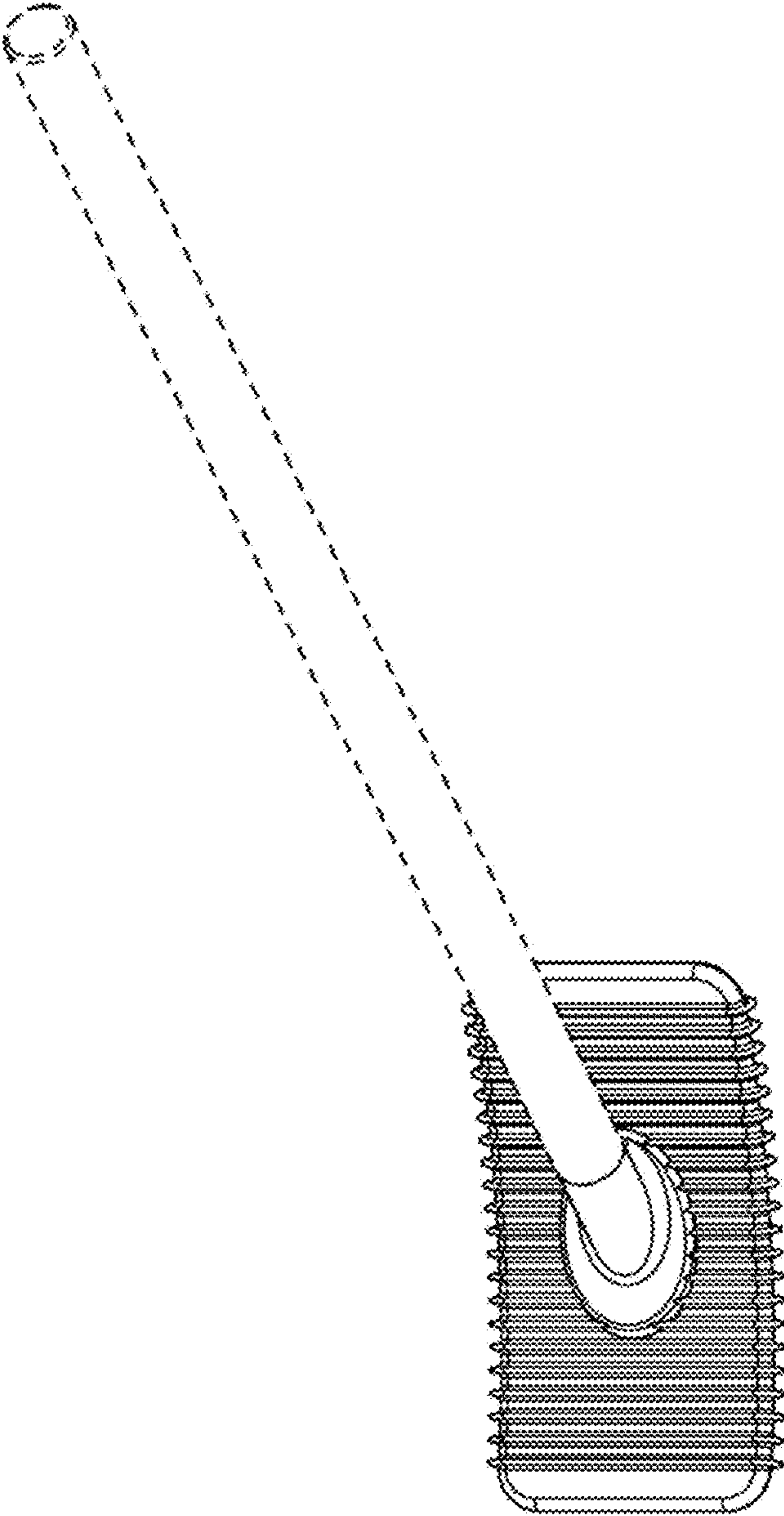


FIG.1

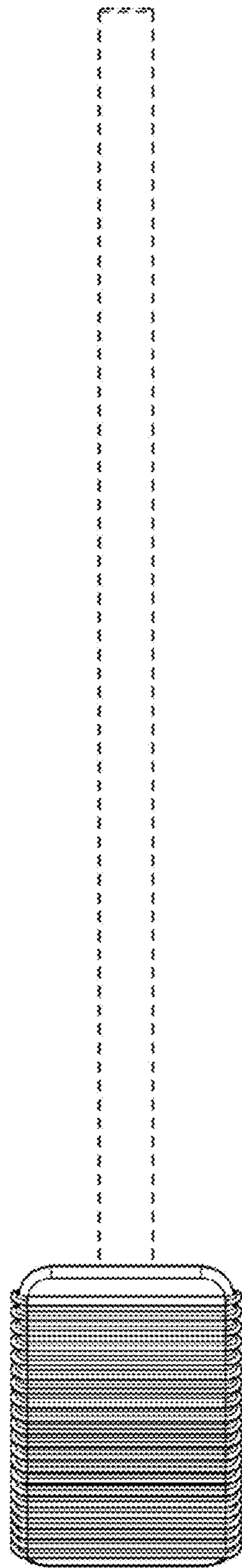


FIG.2




FIG.3

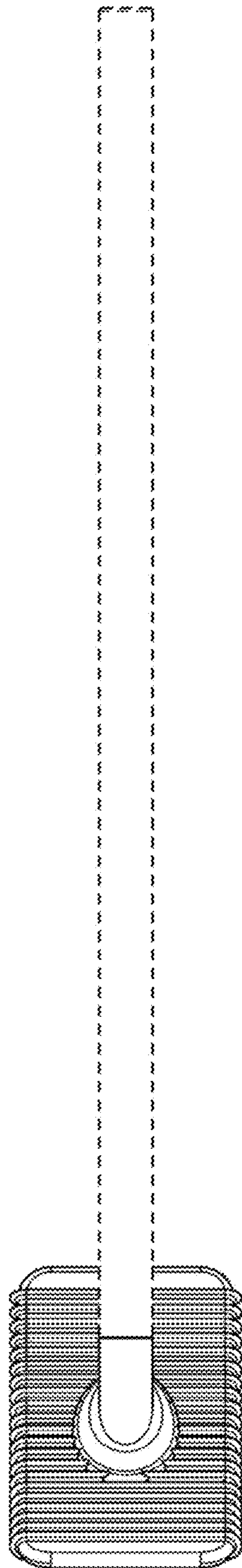


FIG.4




FIG.5




FIG.6