



US00D699038S

(12) **United States Design Patent**
Onø

(10) **Patent No.:** **US D699,038 S**

(45) **Date of Patent:** **** Feb. 11, 2014**

(54) **ROUND HEAD FOR TOILET BRUSHWARE**

(71) Applicant: **Rode Bath**, Skævinge (DK)

(72) Inventor: **Svend Onø**, Kgs. Lyngby (DK)

(73) Assignee: **Rode Bath**, Skaevinge (DK)

(**) Term: **14 Years**

(21) Appl. No.: **29/450,966**

(22) Filed: **Mar. 26, 2013**

(51) **LOC (10) Cl.** **04-01**

(52) **U.S. Cl.**
USPC **D4/127; D4/132; D4/136; D32/51**

(58) **Field of Classification Search**
USPC D4/127, 131, 136, 137, 199; D32/35,
D32/40, 50-52; 15/159.1, 160, 188, 229.1,
15/244.1, 104.16, 104.31, 104.94, 206,
15/211, 220.1, 224, 228
See application file for complete search history.

(56) **References Cited**

U.S. PATENT DOCUMENTS

265,320	A *	10/1882	Howell, Jr.	15/104.31
2,271,861	A *	2/1942	Harris	15/210.1
2,648,085	A *	8/1953	Rodgers	15/210.1
3,473,184	A *	10/1969	Buck, Jr.	15/229.13
D290,798	S *	7/1987	Zuliani	D6/551
6,460,215	B1 *	10/2002	Dues et al.	15/160
D479,760	S *	9/2003	Naumann	D32/35
7,530,138	B1 *	5/2009	Platt	15/210.1

D621,162	S *	8/2010	Buck et al.	D4/127
D622,962	S *	9/2010	Buck et al.	D4/127
D623,417	S *	9/2010	Buck et al.	D4/127
2002/0007527	A1 *	1/2002	Hart	15/104.94

FOREIGN PATENT DOCUMENTS

DE	19941718	A1 *	4/2000	A47K 11/10
DE	102006034405	B3 *	10/2007	A47K 11/10

* cited by examiner

Primary Examiner — Melanie H Tung

Assistant Examiner — Lavone D Tabor

(74) *Attorney, Agent, or Firm* — Birch, Stewart, Kolasch & Birch, LLP


(57) **CLAIM**

The ornamental design for a round head for toilet brushware, as shown and described.

DESCRIPTION

FIG. 1 is a rear perspective view of a round head for toilet brushware showing my new design;
FIG. 2 is a bottom perspective view thereof;
FIG. 3 is a front perspective view thereof;
FIG. 4 is a left side elevational view thereof, the right side being a mirror image thereof;
FIG. 5 is a top plan view thereof;
FIG. 6 is a front elevational view thereof; and,
FIG. 7 is a rear elevational view thereof.
The portions shown in broken lines form no part of the claimed design.

1 Claim, 7 Drawing Sheets



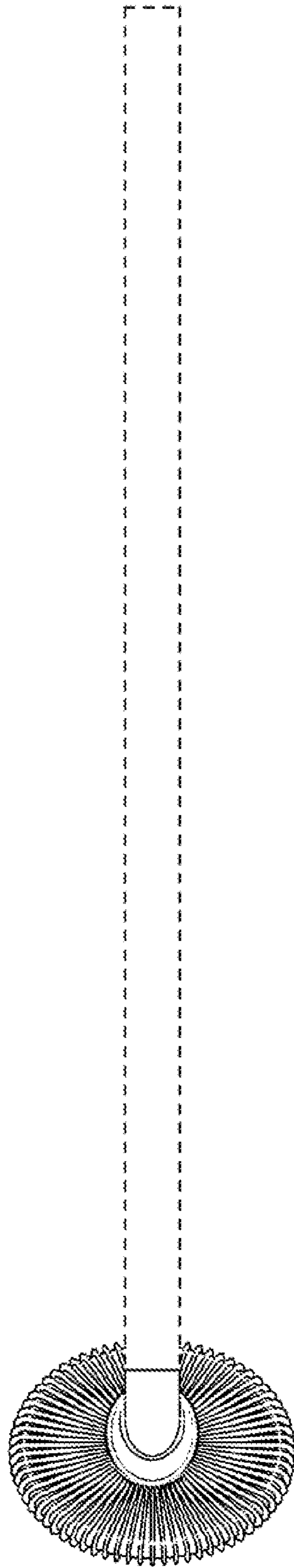


FIG. 1

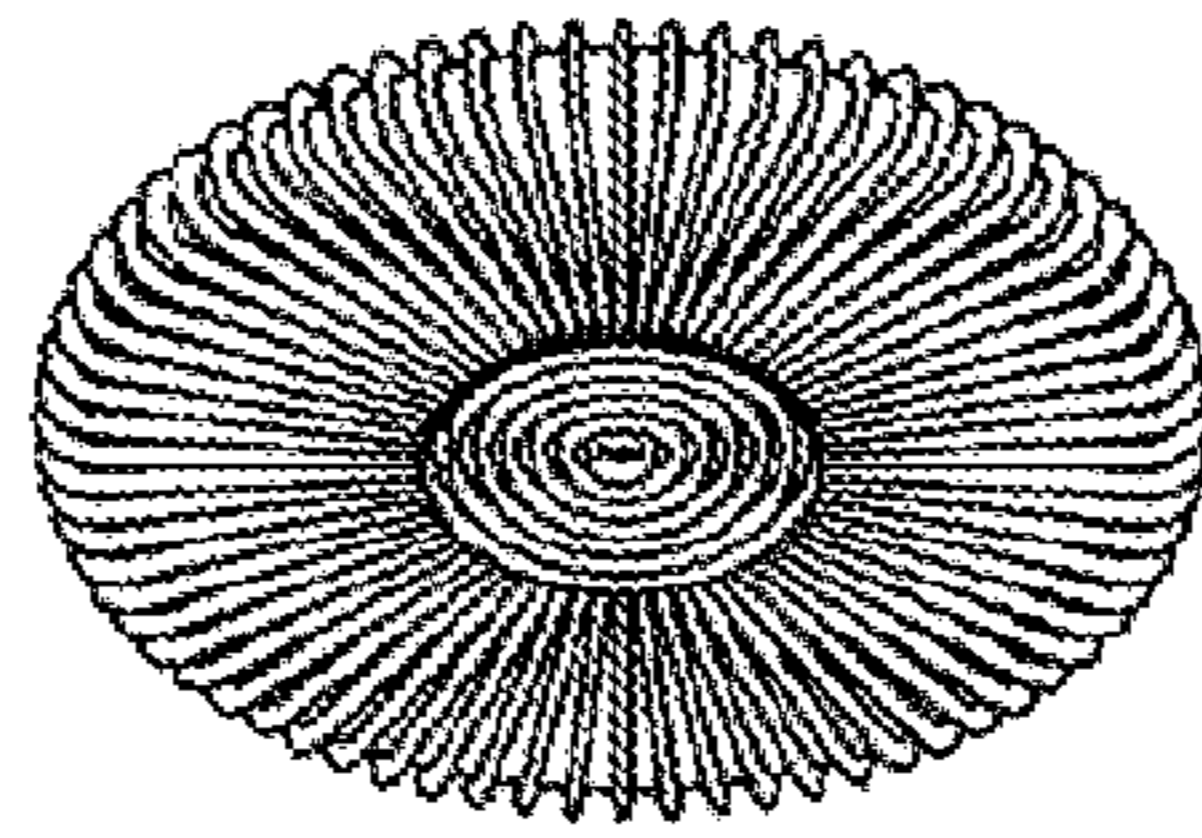


FIG.2




FIG.3

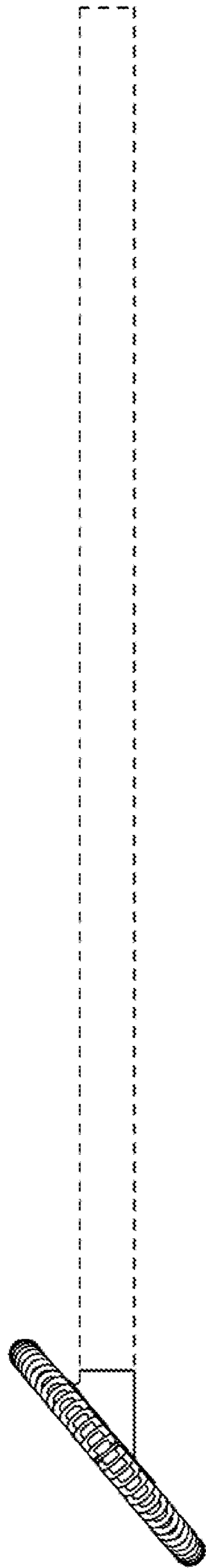


FIG.4

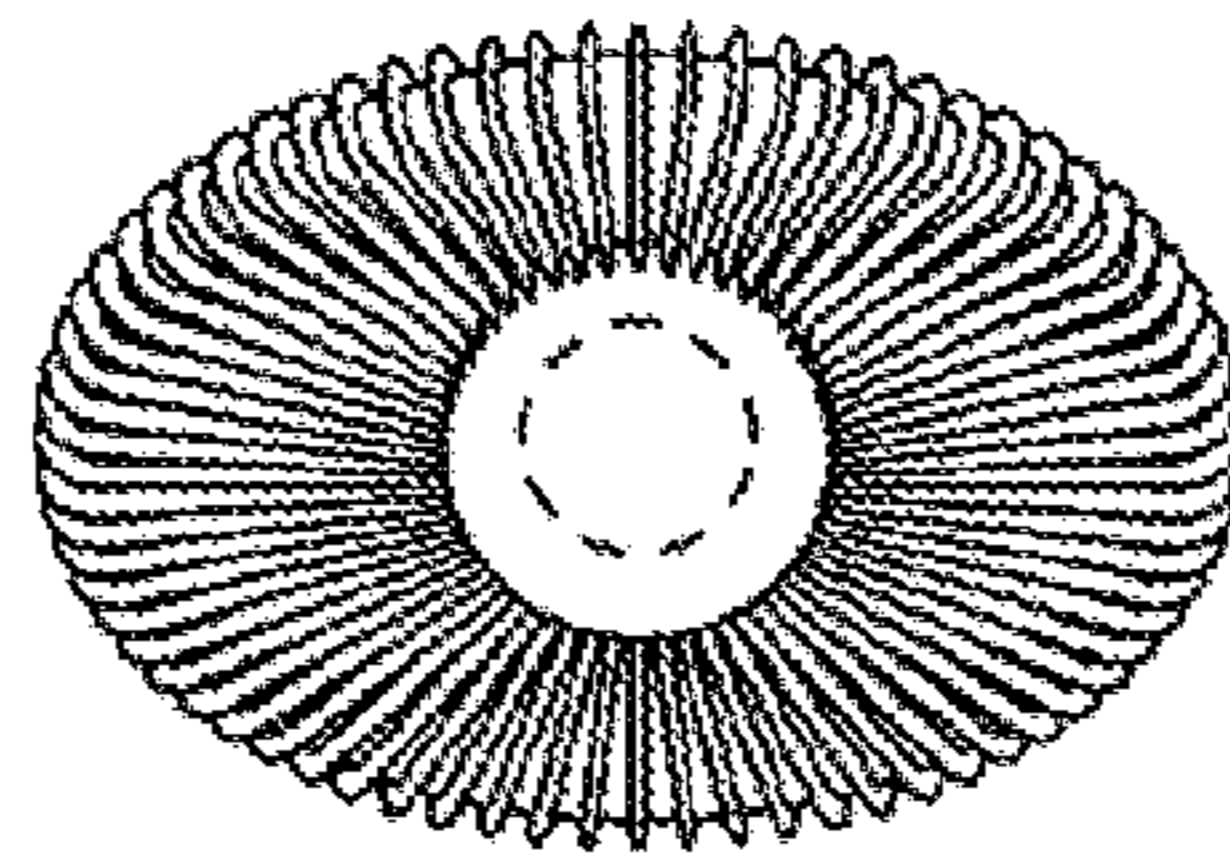


FIG.5




FIG. 6




FIG. 7