



US00D699018S

(12) **United States Design Patent**
Shehadeh

(10) **Patent No.:** **US D699,018 S**

(45) **Date of Patent:** **** Feb. 11, 2014**

(54) **NECK GAITER TUBE**

(71) Applicant: **Abe Shehadeh**, Bend, OR (US)

(72) Inventor: **Abe Shehadeh**, Bend, OR (US)

(**) Term: **14 Years**

(21) Appl. No.: **29/435,405**

(22) Filed: **Oct. 23, 2012**

(51) **LOC (10) Cl.** **02-05**

(52) **U.S. Cl.**
USPC **D2/600**

(58) **Field of Classification Search**

USPC D2/500, 501, 502, 503, 504, 505, 506,
D2/507, 508, 600, 602, 603, 604, 605, 606,
D2/607, 608, 609, 627, 628, 629, 631, 632,
D2/875; D6/601, 608; D28/41; 2/91, 92,
2/207, 144, 145, 146, 147, 148, 149, 150,
2/151, 152.1, 153, 154, 155, 156, 157,
2/206; 132/275

See application file for complete search history.

(56) **References Cited**

U.S. PATENT DOCUMENTS

D23,414 S *	7/1894	Millhiser	D27/185
3,189,919 A *	6/1965	Chase	2/16
4,937,885 A *	7/1990	Gregg	2/209.11
5,007,115 A *	4/1991	Denbow et al.	2/208
5,091,996 A *	3/1992	Kirby	2/206
D398,136 S *	9/1998	Samelian	D2/600
5,822,800 A *	10/1998	Anderson	2/202
6,026,514 A *	2/2000	Fricker	2/209.11
D474,574 S *	5/2003	Easlick	D2/600
6,754,909 B1 *	6/2004	Samelian	2/206
D510,652 S *	10/2005	Edwards	D2/600
7,152,252 B2 *	12/2006	Gellis et al.	2/206
D569,079 S *	5/2008	Whong	D2/502
7,818,819 B2 *	10/2010	Chiang	2/206
D639,017 S *	6/2011	Saito et al.	D2/600
D661,049 S *	6/2012	Hilburn	D2/600
2012/0030859 A1 *	2/2012	Kroese et al.	2/207

OTHER PUBLICATIONS

Camouflage neck gaiter, shown on blog posting by “quicksilver,” dated Aug. 9, 2011 [on-line]; retrieved from the Internet on Sep. 29, 2013. URL: >http://forums.bowhunting.com/bowhunting-talk/23575-best-bowhunting-clothing.html<. (3 pages).*

The “Tube” neck gaiter [on-line]; retrieved from the Internet on Sep. 29, 2013. URL: >http://www.bsbrand.com/#blackstrap-facegear/cvrk<. (2 pages).*

* cited by examiner

Primary Examiner — Karen E Eldridge Powers

(74) *Attorney, Agent, or Firm* — QuickPatents; Kevin Prince

(57) **CLAIM**

I claim the ornamental design for a neck gaiter tube, as shown and described.

DESCRIPTION

FIG. 1 is a perspective view of a neck gaiter tube, showing my new design as worn by a person;

FIG. 2 is a perspective view thereof in a flat configuration;

FIG. 3 is a front elevational view of the design as shown in FIG. 2;

FIG. 4 is a rear elevational view of the design as shown in FIG. 2;

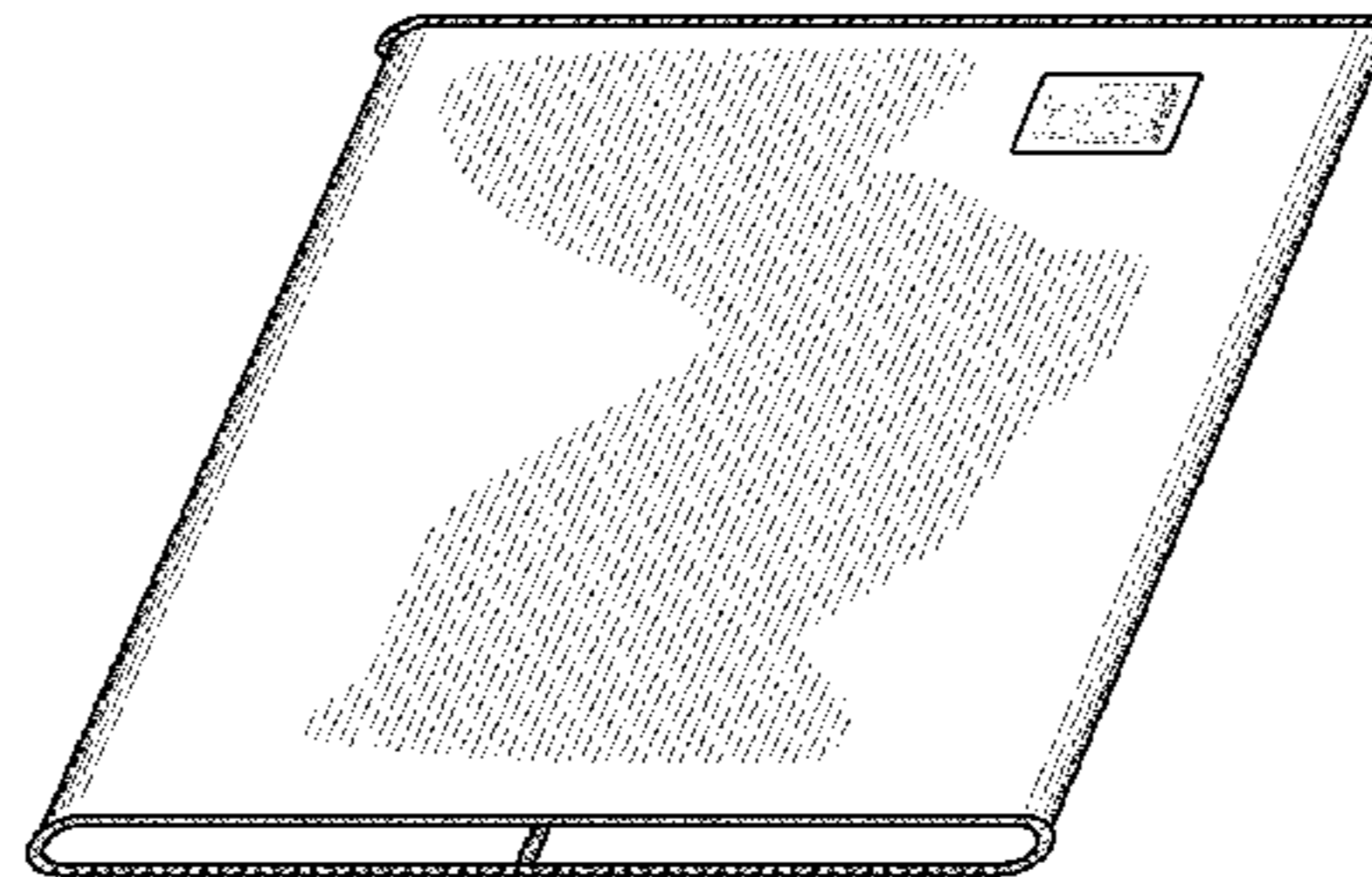
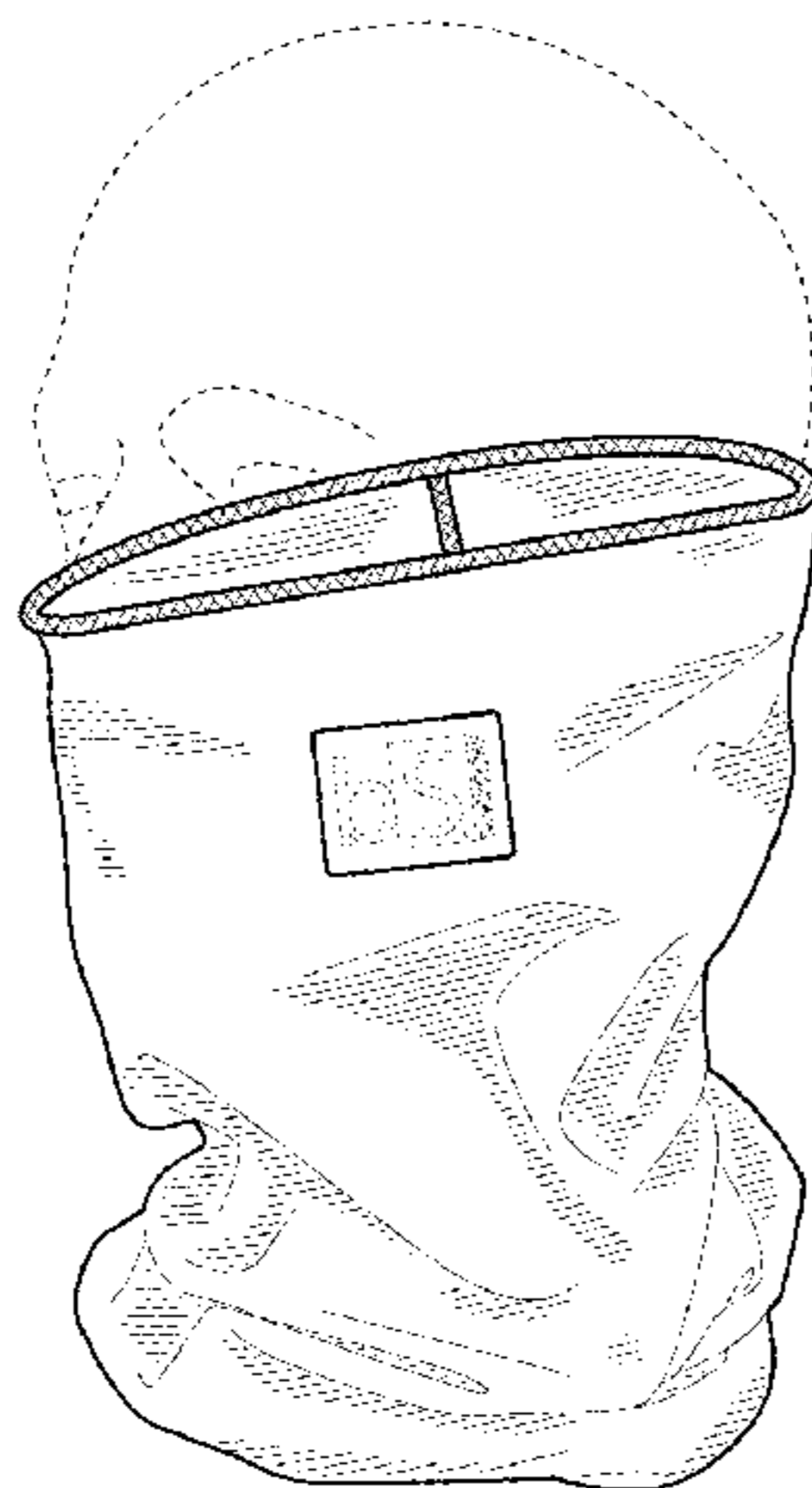
FIG. 5 is a top plan view of the design as shown in FIG. 2, the bottom plan view being a mirror image thereof;

FIG. 6 is a left-side elevational view of the design as shown in FIG. 2, the right-side elevational view being a mirror image thereof; and,

FIG. 7 is a rear elevation view of the design as shown in FIG. 2 but in an inside-out configuration.

The broken lines showing a person in FIG. 1 and a logo in FIGS. 1-3 depict environmental matter and form no part of the claimed design.

1 Claim, 3 Drawing Sheets



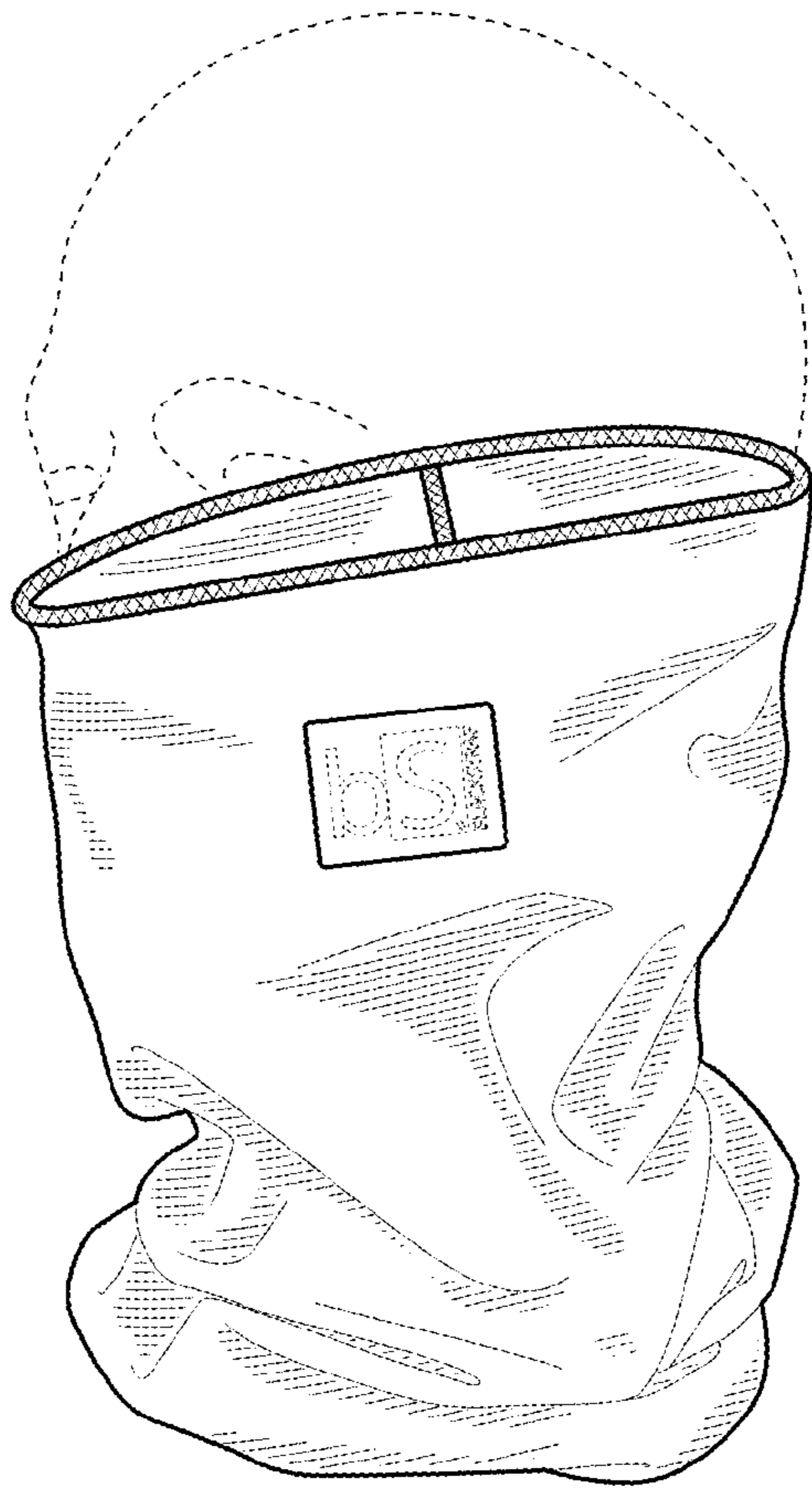


FIG. 1




FIG. 2

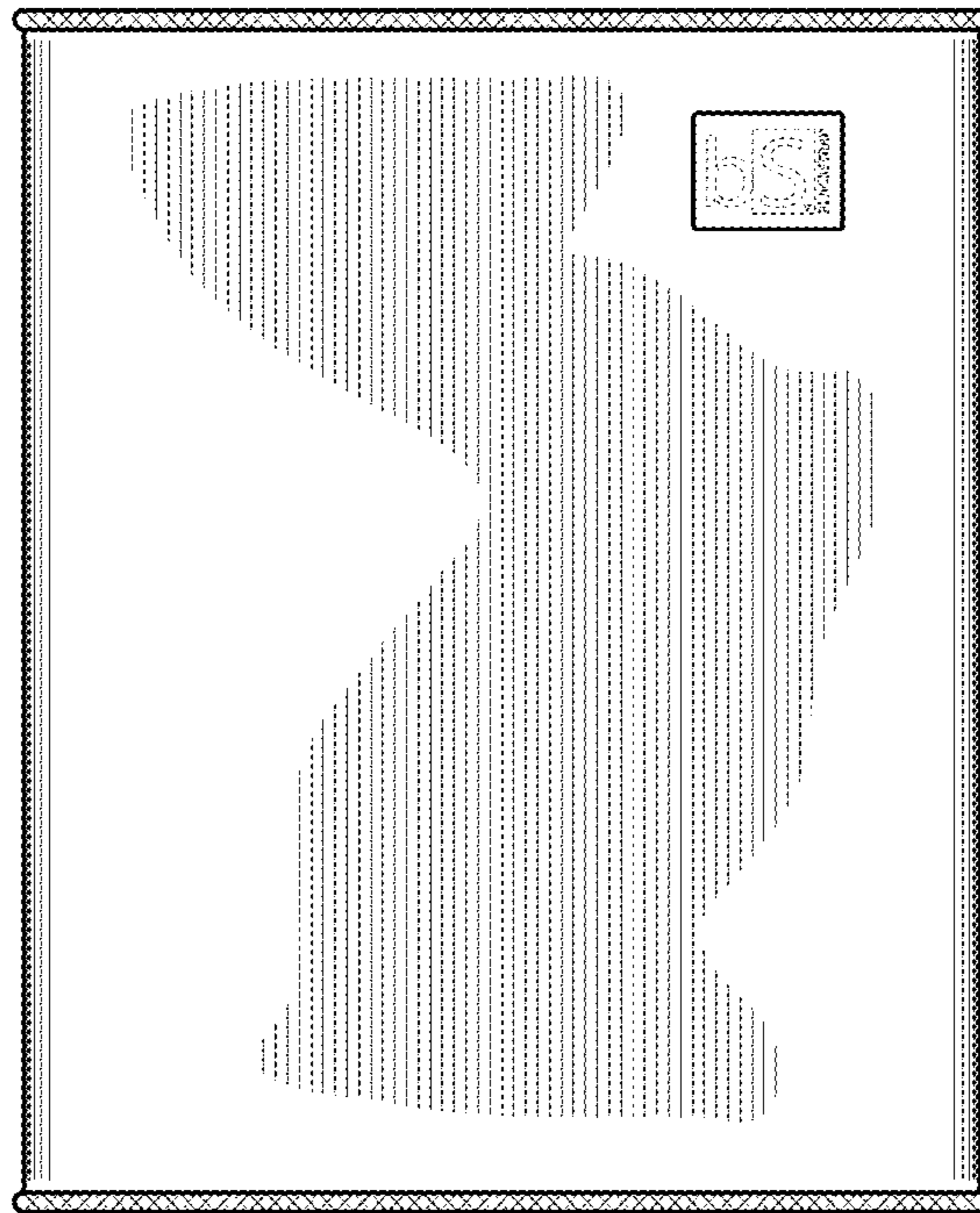


FIG. 3




FIG. 4



FIG. 6




FIG. 5




FIG. 7