



US00D699014S

(12) **United States Design Patent**
Lohrke et al.

(10) **Patent No.:** **US D699,014 S**
(45) **Date of Patent:** **** Feb. 4, 2014**

(54) **GROCERY BAG STAND**

(71) Applicants: **Juergen H Lohrke**, Grand Rapids, MI
(US); **Herbert K Lohrke**, St Joseph, MI
(US); **Joseph L Naimo**, Grand Rapids,
MI (US)

(72) Inventors: **Juergen H Lohrke**, Grand Rapids, MI
(US); **Herbert K Lohrke**, St Joseph, MI
(US); **Joseph L Naimo**, Grand Rapids,
MI (US)

(**) Term: **14 Years**

(21) Appl. No.: **29/436,844**

(22) Filed: **Nov. 9, 2012**

(51) **LOC (10) Cl.** **09-09**

(52) **U.S. Cl.**
USPC **D34/5**

(58) **Field of Classification Search**
USPC D34/1-11; 248/95, 97, 99, 100, 101
See application file for complete search history.

(56) **References Cited**

U.S. PATENT DOCUMENTS

4,267,997 A * 5/1981 Meier 220/491

4,805,857 A *	2/1989	Travis	248/97
D367,345 S *	2/1996	Swenor	D34/6
D391,722 S *	3/1998	Sheppard	D34/5
6,152,407 A *	11/2000	McKenzie	248/95
6,267,334 B1 *	7/2001	Siu	248/97
D621,117 S *	8/2010	Picard	D34/6
D648,912 S *	11/2011	Cantu	D34/6

* cited by examiner

Primary Examiner — Cynthia Ramirez

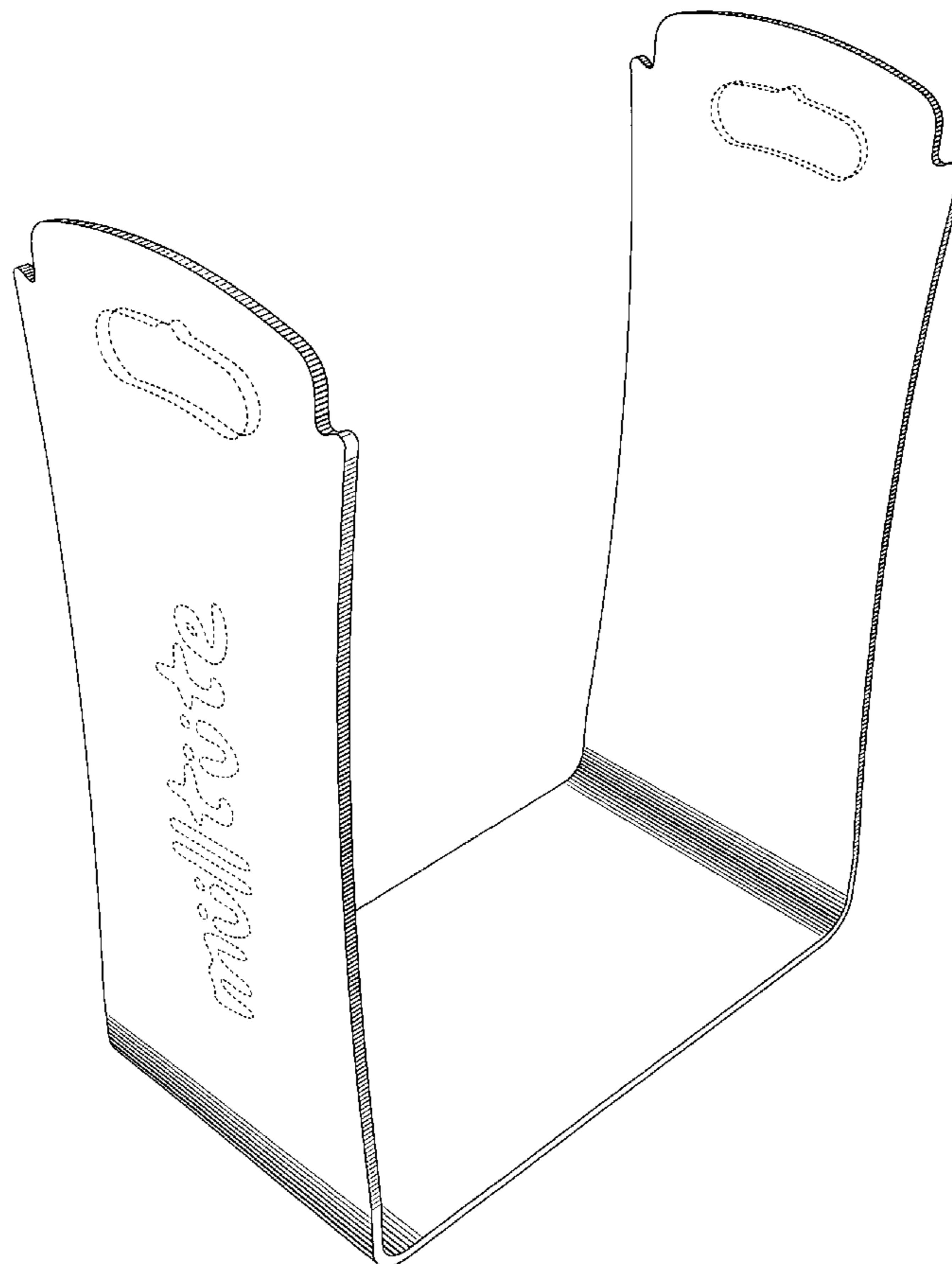
(57) **CLAIM**

The ornamental design for a grocery bag stand, as shown and described.

DESCRIPTION

FIG. 1 is a front left upper perspective view of a grocery bag stand showing our new design;
FIG. 2 is a front elevation view thereof, the rear elevation view thereof being a mirror image thereof;
FIG. 3 is a left side elevation view thereof, the right side elevation view thereof being a mirror image thereof;
FIG. 4 is a top plan view thereof; and,
FIG. 5 is a bottom plan view thereof.

1 Claim, 4 Drawing Sheets



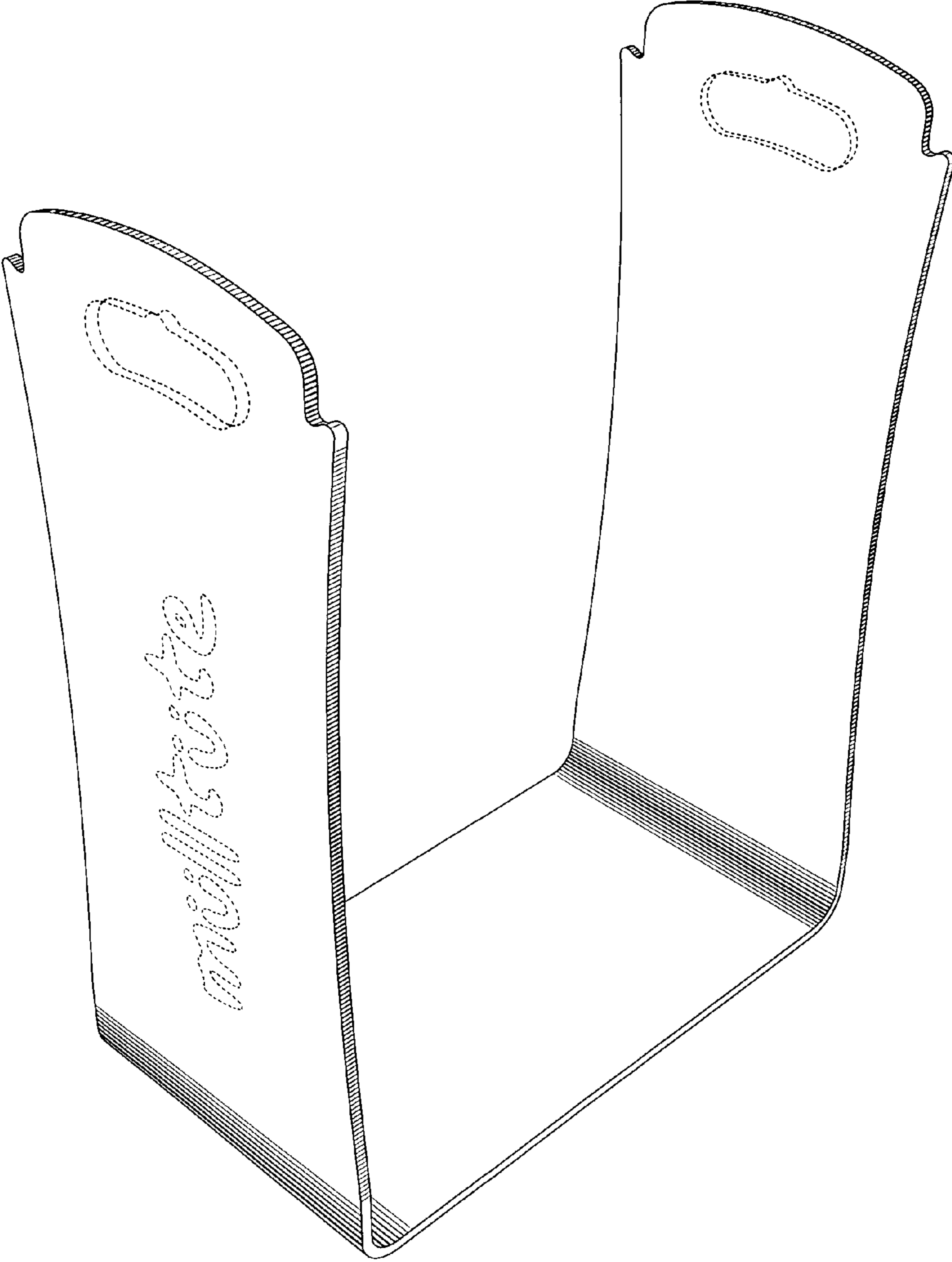


FIG. 1




FIG. 2




FIG. 3




FIG. 4

FIG. 5

