



US00D699003S

(12) **United States Design Patent**
Ho

(10) **Patent No.:** **US D699,003 S**
(45) **Date of Patent:** **** Feb. 4, 2014**

(54) **HELMET**

(76) Inventor: **Chang-Hsien Ho**, Taoyuan County
(TW)

(**) Term: **14 Years**

(21) Appl. No.: **29/427,517**

(22) Filed: **Jul. 19, 2012**

(51) **LOC (10) Cl.** **29-02**

(52) **U.S. Cl.**
USPC **D29/102**

(58) **Field of Classification Search**
USPC D29/102-107, 122; 2/421-425, 410,
2/6.3, 6.5, 6.7, 411, 414
See application file for complete search history.

(56) **References Cited**

U.S. PATENT DOCUMENTS

D575,457 S *	8/2008	Ho et al.	D29/102
D602,640 S *	10/2009	Ho	D29/102
D602,641 S *	10/2009	Ho	D29/102
D602,642 S *	10/2009	Ho	D29/102
D602,643 S *	10/2009	Ho	D29/102
D602,644 S *	10/2009	Ho	D29/102
D670,437 S *	11/2012	Ho	D29/102
D670,440 S *	11/2012	Ho	D29/102

D670,441 S *	11/2012	Ho	D29/102
D670,442 S *	11/2012	Ho	D29/102
D670,443 S *	11/2012	Ho	D29/102
D670,444 S *	11/2012	Ho	D29/102
D671,270 S *	11/2012	Ho	D29/102
D671,272 S *	11/2012	Clement	D29/104
D672,095 S *	12/2012	Clement	D29/104
D683,904 S *	6/2013	Ho	D29/102

* cited by examiner

Primary Examiner — Ruth McInroy

(74) *Attorney, Agent, or Firm* — Rosenberg, Klein & Lee


(57) **CLAIM**

I claim the ornamental design for a helmet, as shown and described.

DESCRIPTION

FIG. 1 is a front and right side perspective view of a helmet showing my new design;
FIG. 2 is a front elevation view thereof;
FIG. 3 is a rear elevational view thereof;
FIG. 4 is a left side elevational view thereof;
FIG. 5 is a right side elevational view thereof;
FIG. 6 is a top plan view thereof; and,
FIG. 7 is a rear and left side perspective view thereof.

1 Claim, 7 Drawing Sheets






Fig. 1

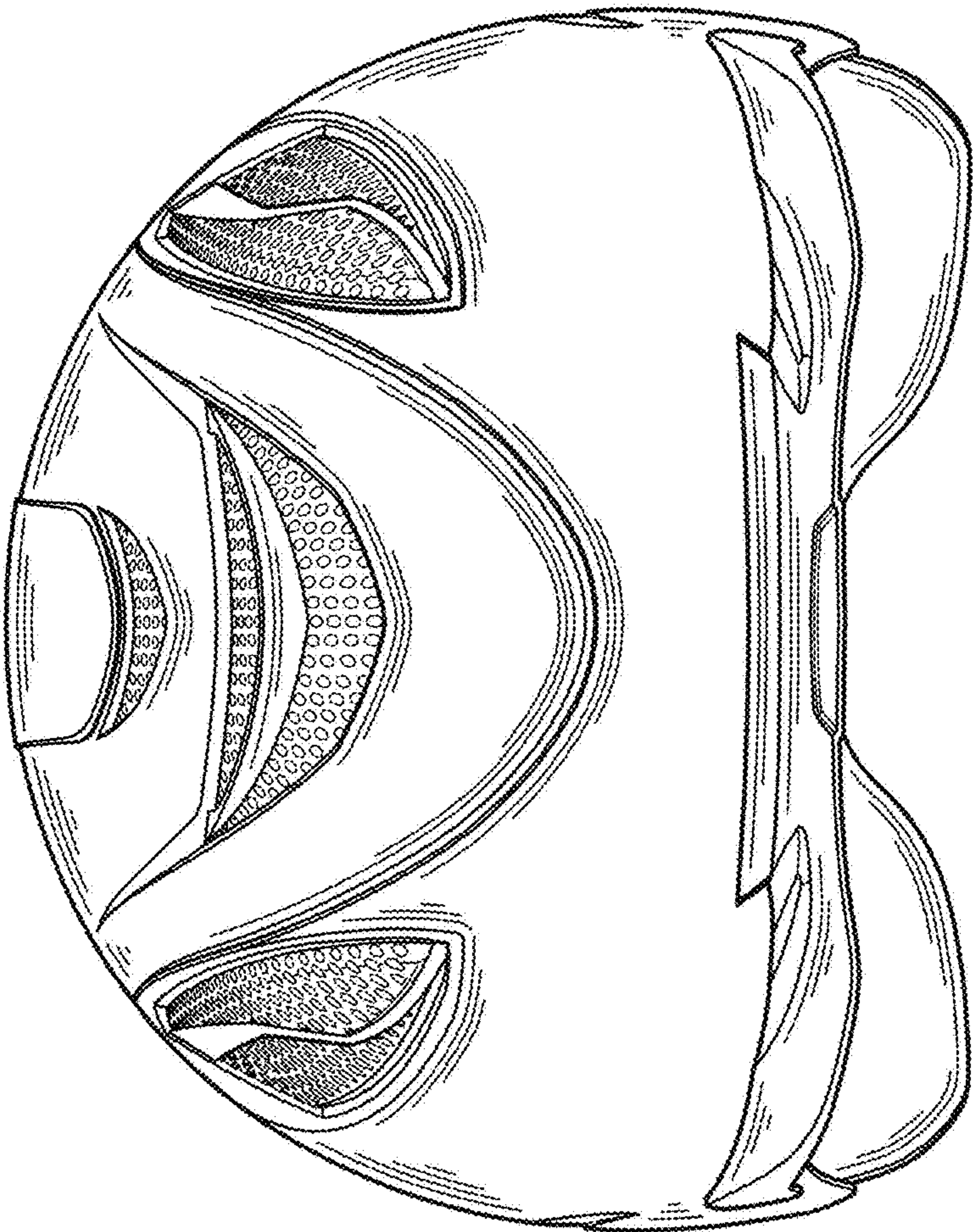


Fig. 2

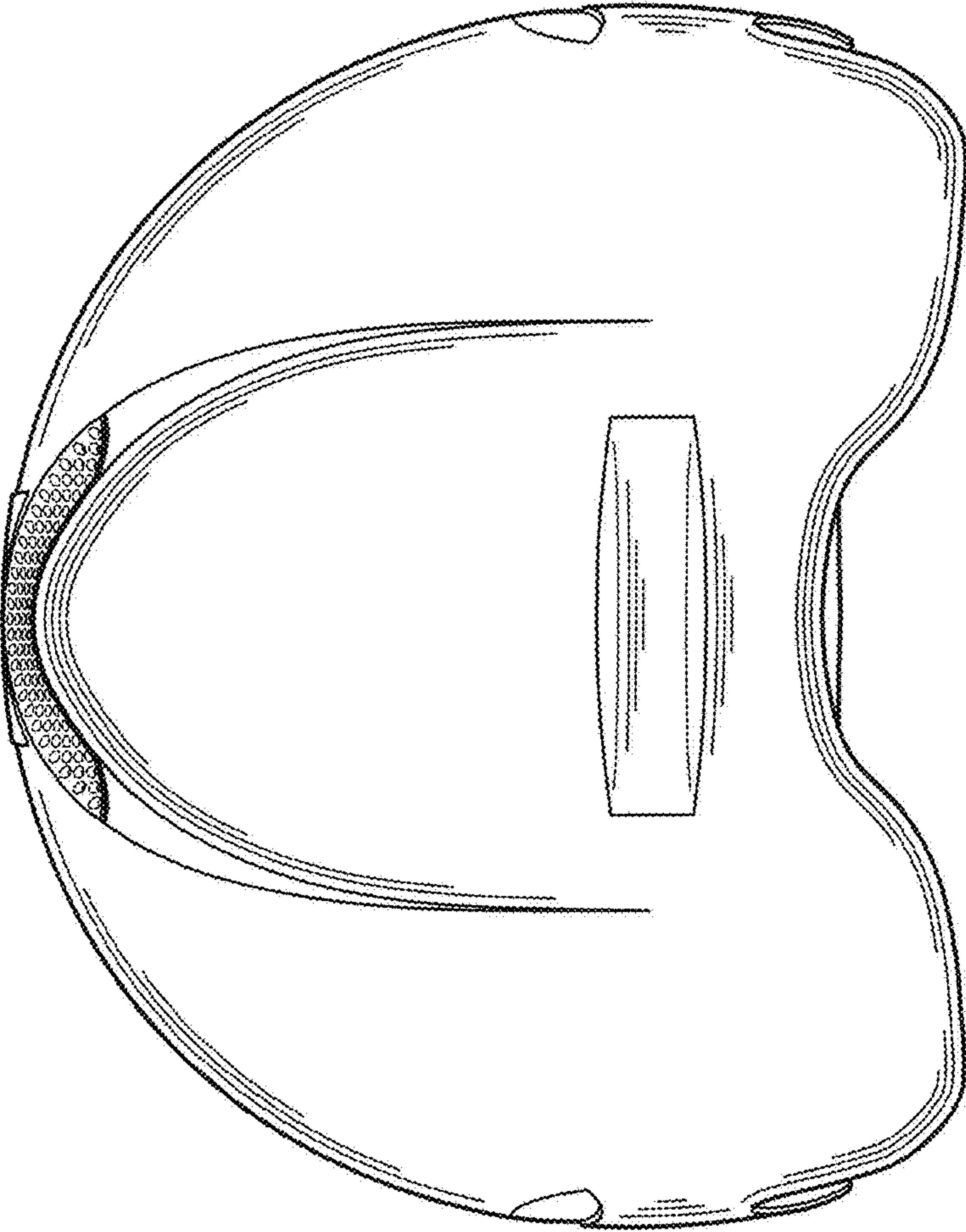


Fig. 3



Fig. 4



Fig. 5

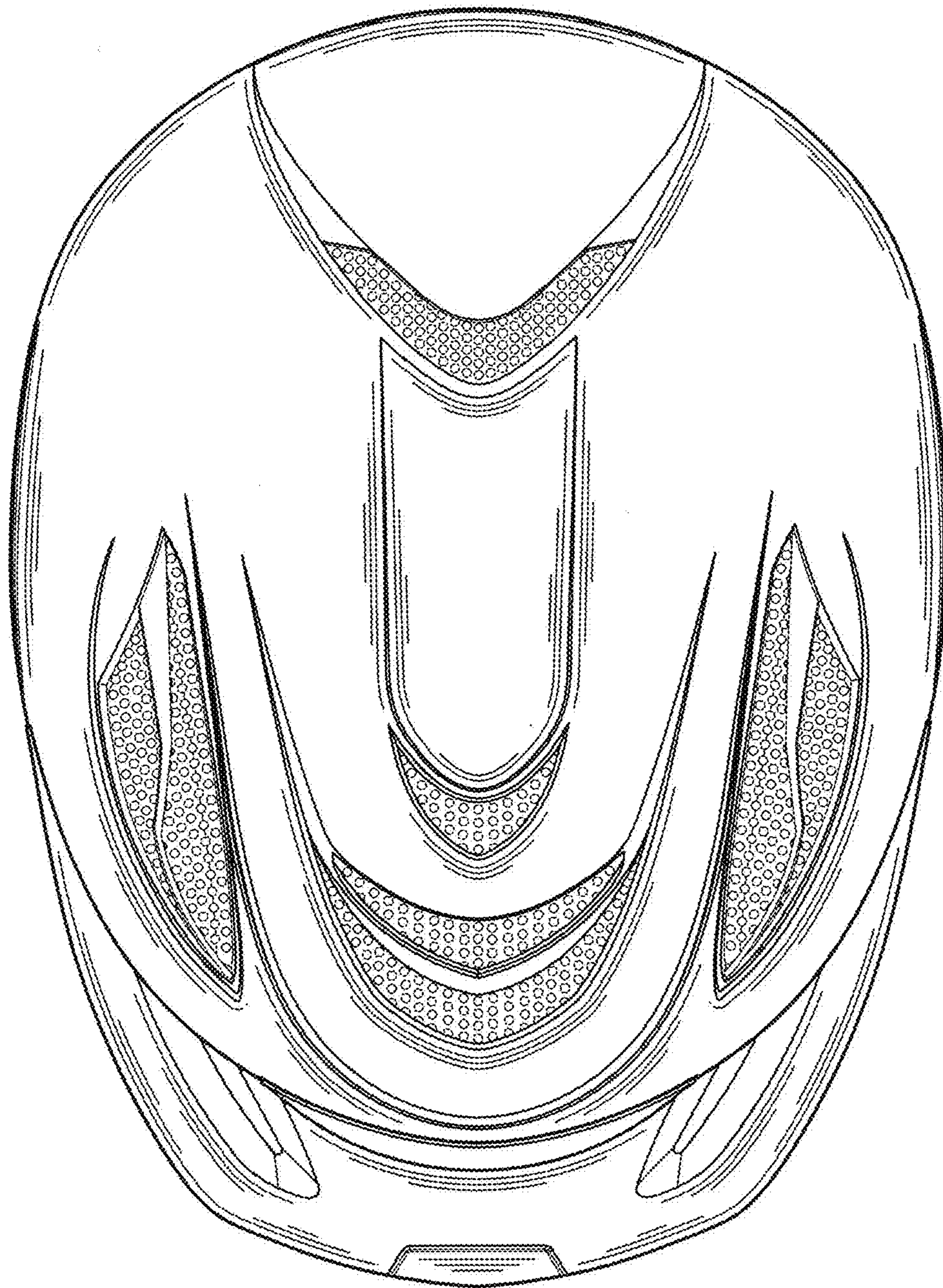


Fig. 6

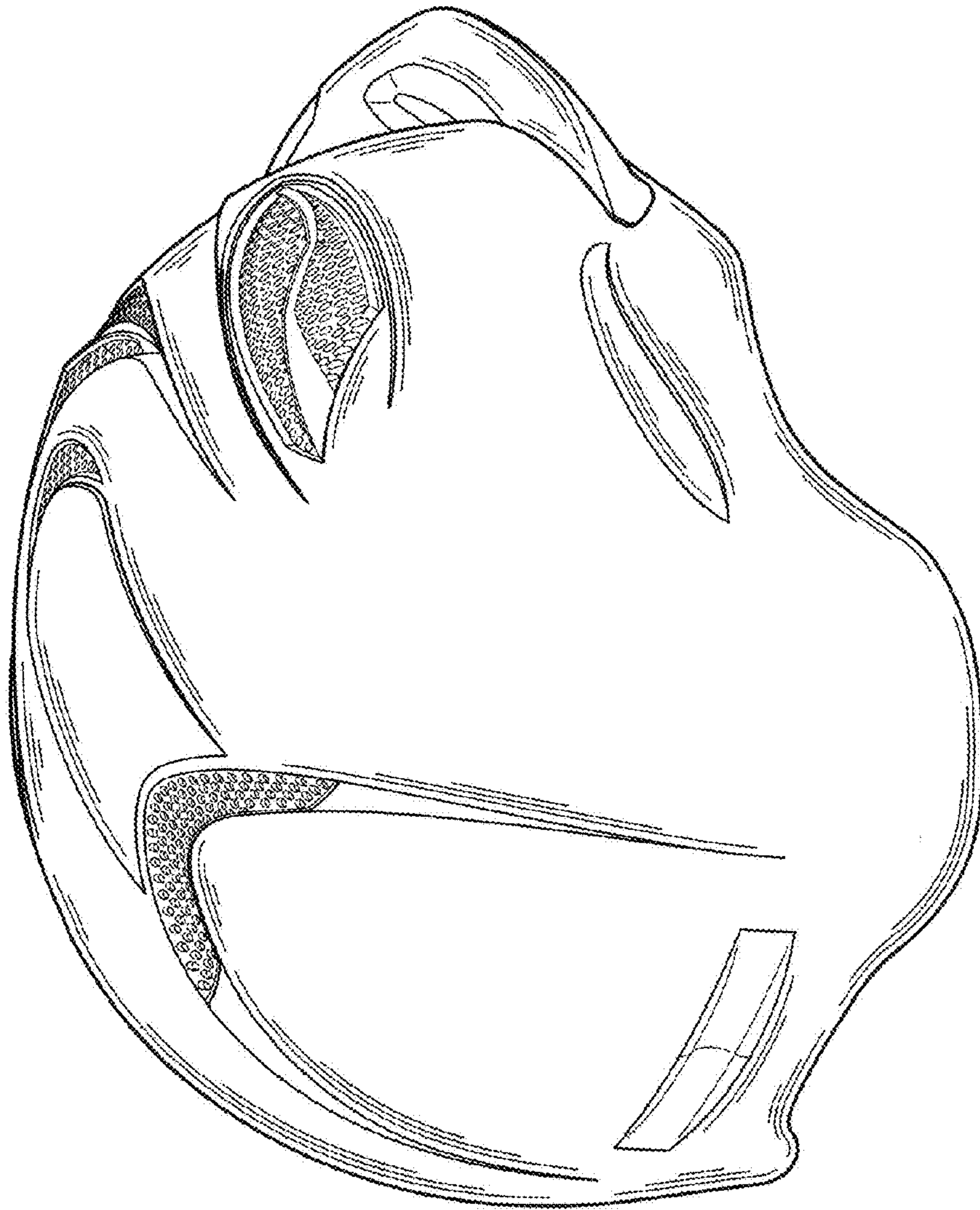


Fig. 7