



US00D698999S

(12) **United States Design Patent**
Otsuka

(10) **Patent No.:** **US D698,999 S**

(45) **Date of Patent:** **** Feb. 4, 2014**

(54) **SAFETY RAZOR**

(71) Applicant: **Kai R&D Center Co., Ltd.**, Gifu-ken
(JP)

(72) Inventor: **Jun Otsuka**, Seki (JP)

(73) Assignee: **Kai R&D Center Co., Ltd.** (JP)

(**) Term: **14 Years**

(21) Appl. No.: **29/451,760**

(22) Filed: **Apr. 8, 2013**

(30) **Foreign Application Priority Data**

Oct. 11, 2012 (JP) 2012-024697

(51) **LOC (10) Cl.** **28-03**

(52) **U.S. Cl.**
USPC **D28/47**

(58) **Field of Classification Search**
USPC 30/32, 34.05, 34.1-34.2, 41.9, 40-40.2,
30/41, 42-46, 47-52, 57-84, 526-541,
30/346.5-346.61; D28/44-48
See application file for complete search history.

(56) **References Cited**

U.S. PATENT DOCUMENTS

6,349,471 B1 * 2/2002 Gruslin et al. 30/50
D542,972 S 5/2007 Pryor et al.

D559,454 S * 1/2008 Padain et al. D28/47
7,610,683 B2 * 11/2009 Brown et al. 30/50
D609,404 S * 2/2010 Peyser et al. D28/47
D630,378 S * 1/2011 Jung D28/47
D638,580 S * 5/2011 Adams et al. D28/46
D640,415 S * 6/2011 Wonderley et al. D28/47
D653,395 S * 1/2012 Adams et al. D28/47

* cited by examiner

Primary Examiner — Jennifer Rivard

(74) *Attorney, Agent, or Firm* — Sheridan Ross PC

(57) **CLAIM**

The ornamental design for a safety razor, as shown and described.

DESCRIPTION

FIG. 1 is a perspective view of a safety razor showing my new design;
FIG. 2 is a front view thereof, the rear view being a mirror image of FIG. 2;
FIG. 3 is a top plan view thereof;
FIG. 4 is a bottom plan view thereof;
FIG. 5 is an enlarged right side view thereof; and,
FIG. 6 is an enlarged left side view thereof.
The features shown in broken lines in the drawings depict environmental subject matter only and form no part of the claimed design. The dot-dashed lines define the boundaries of the claimed design and form no part thereof.

1 Claim, 6 Drawing Sheets

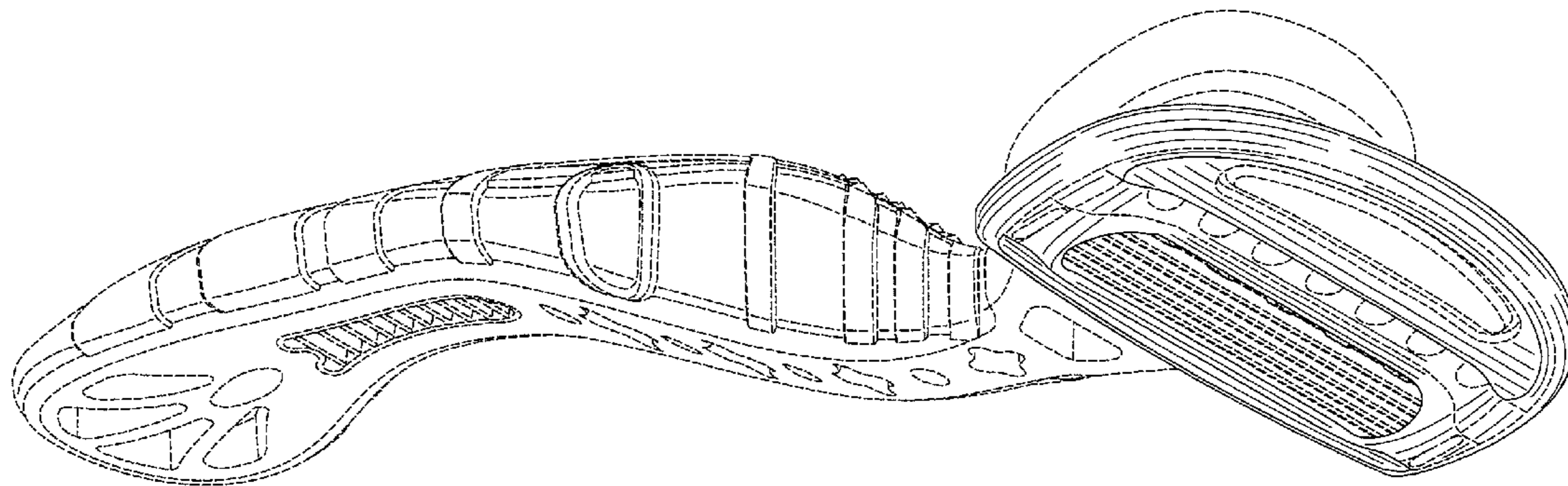


FIG. 1

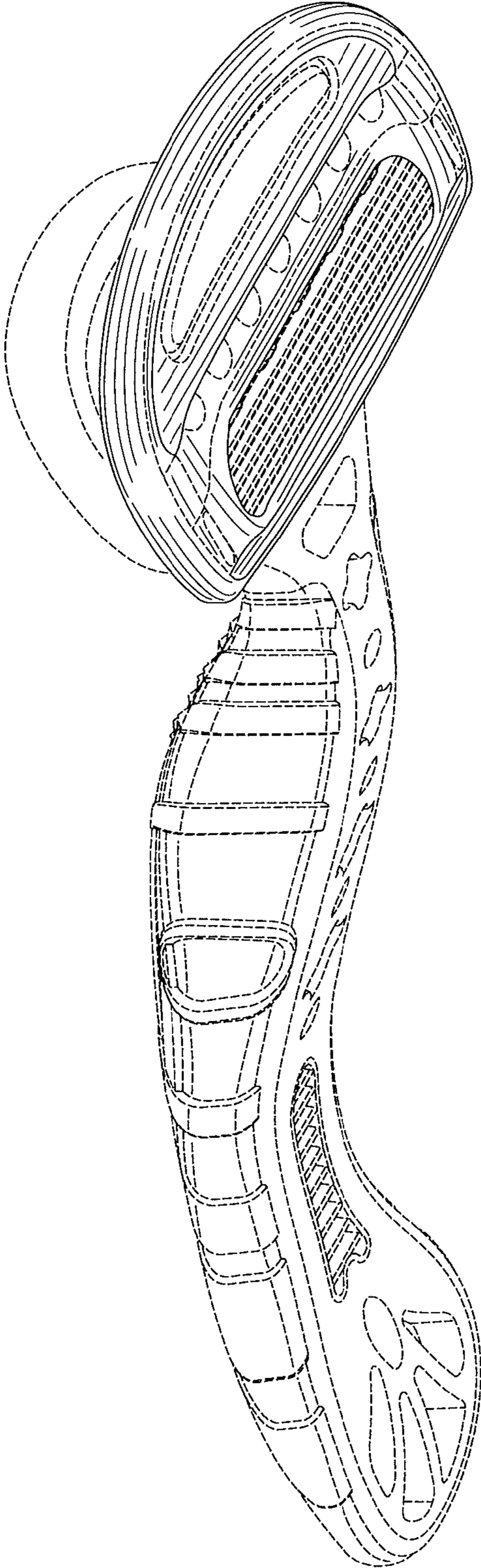


FIG. 2

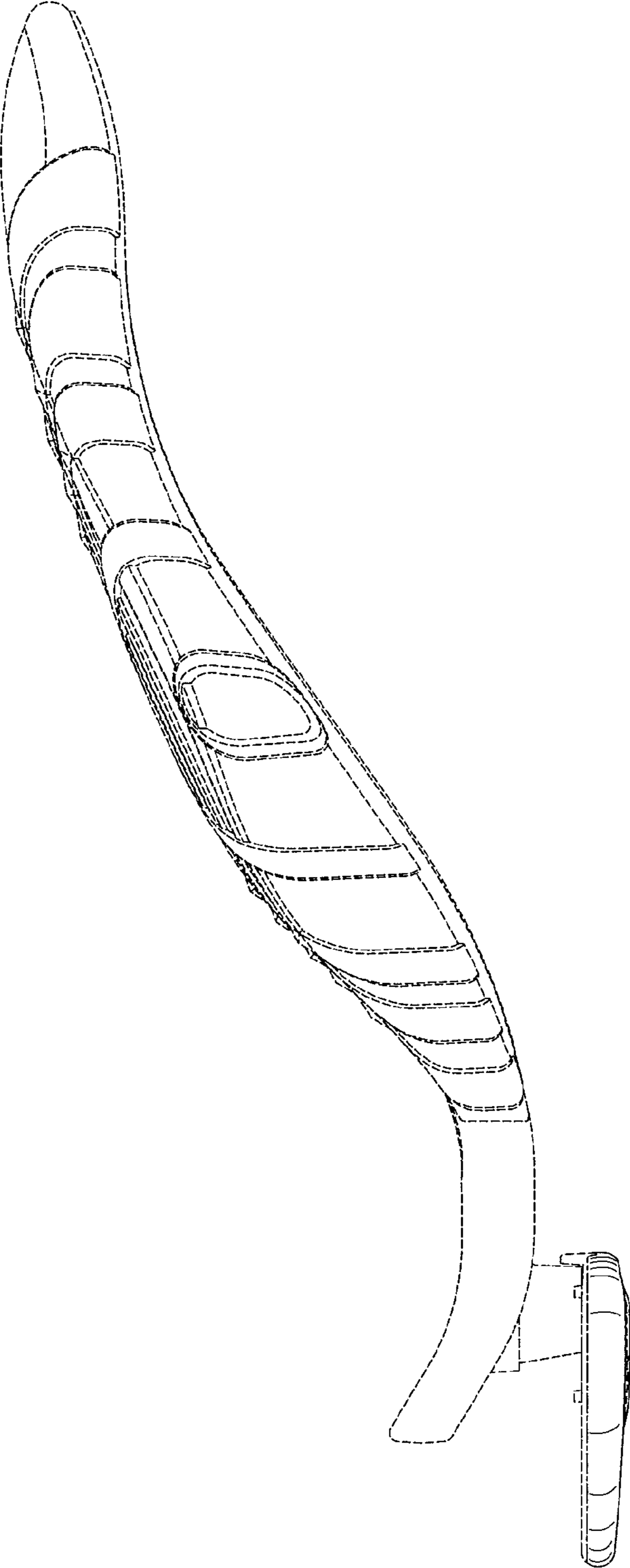


FIG. 3

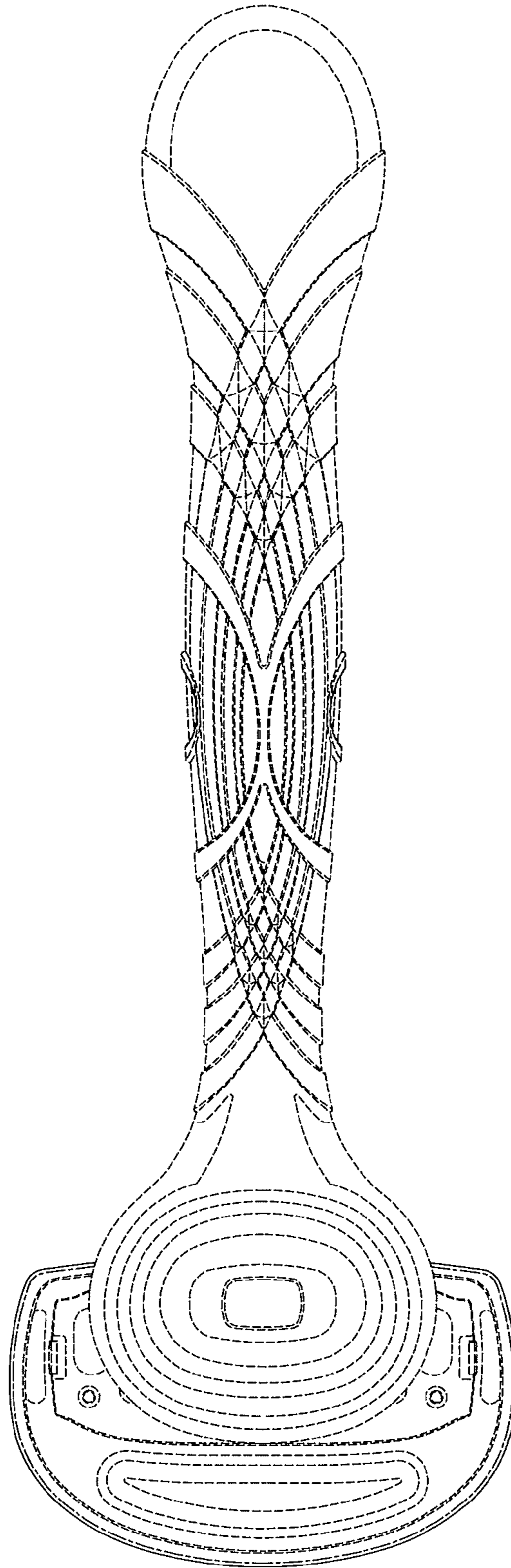


FIG. 4

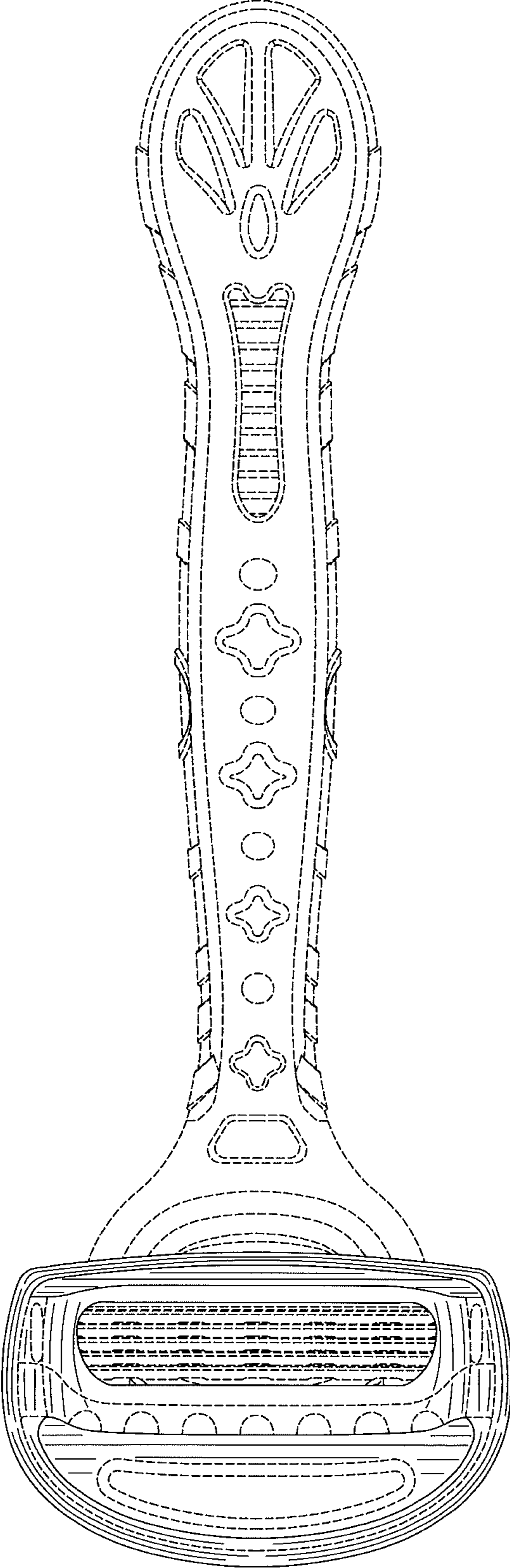


FIG. 5

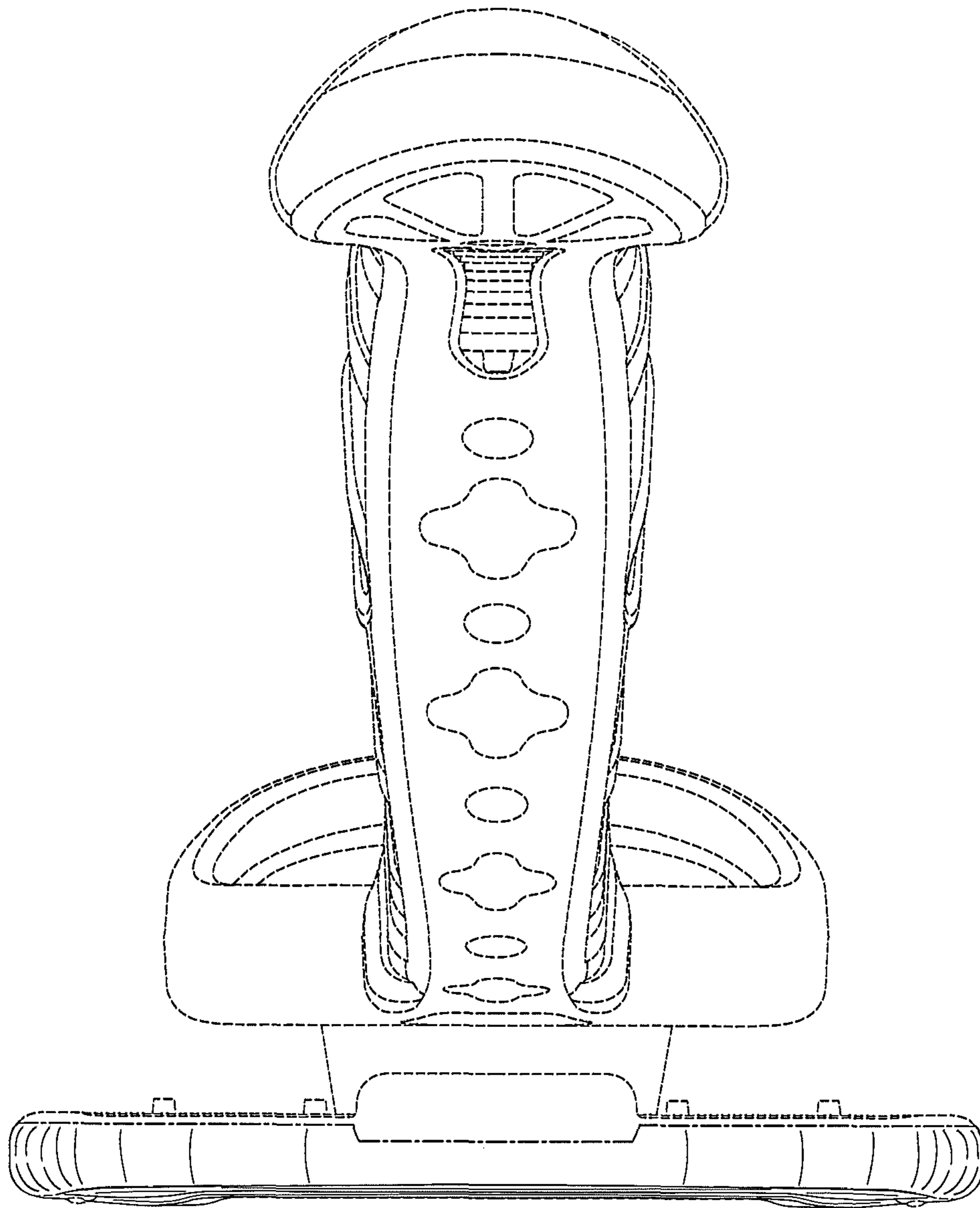


FIG. 6

