



US00D698997S

(12) **United States Design Patent**  
**Micinilio**

(10) **Patent No.:** **US D698,997 S**

(45) **Date of Patent:** **\*\* Feb. 4, 2014**

(54) **SAFETY RAZOR**

(75) Inventor: **Gregg Micinilio**, Trumbull, CT (US)

(73) Assignee: **Evetreadyy Battery Company, Inc**, St Louis, MO (US)

(\*\*) Term: **14 Years**

(21) Appl. No.: **29/430,835**

(22) Filed: **Aug. 30, 2012**

(51) **LOC (10) Cl.** ..... **28-03**

(52) **U.S. Cl.**  
USPC ..... **D28/46**

(58) **Field of Classification Search**  
USPC ..... 30/32, 34.05, 34.1-34.2, 41.9, 40-40.2,  
30/41, 42-46, 47-52, 57-84, 526-541,  
30/346.5-346.61; D28/44-48  
See application file for complete search history.

(56) **References Cited**

**U.S. PATENT DOCUMENTS**

D476,772 S 7/2003 Wonderley  
6,854,188 B1 2/2005 Wonderley

D550,401 S \* 9/2007 Rhoad et al. .... D28/48  
D589,209 S \* 3/2009 Jung ..... D28/46  
D604,456 S \* 11/2009 Jung ..... D28/46  
D635,716 S \* 4/2011 Rhoad ..... D28/46  
D674,547 S \* 1/2013 Barrow et al. .... D28/46  
D674,552 S \* 1/2013 Barrow et al. .... D28/48

\* cited by examiner

*Primary Examiner* — Jennifer Rivard

(74) *Attorney, Agent, or Firm* — Energizer Personal Care, LLC

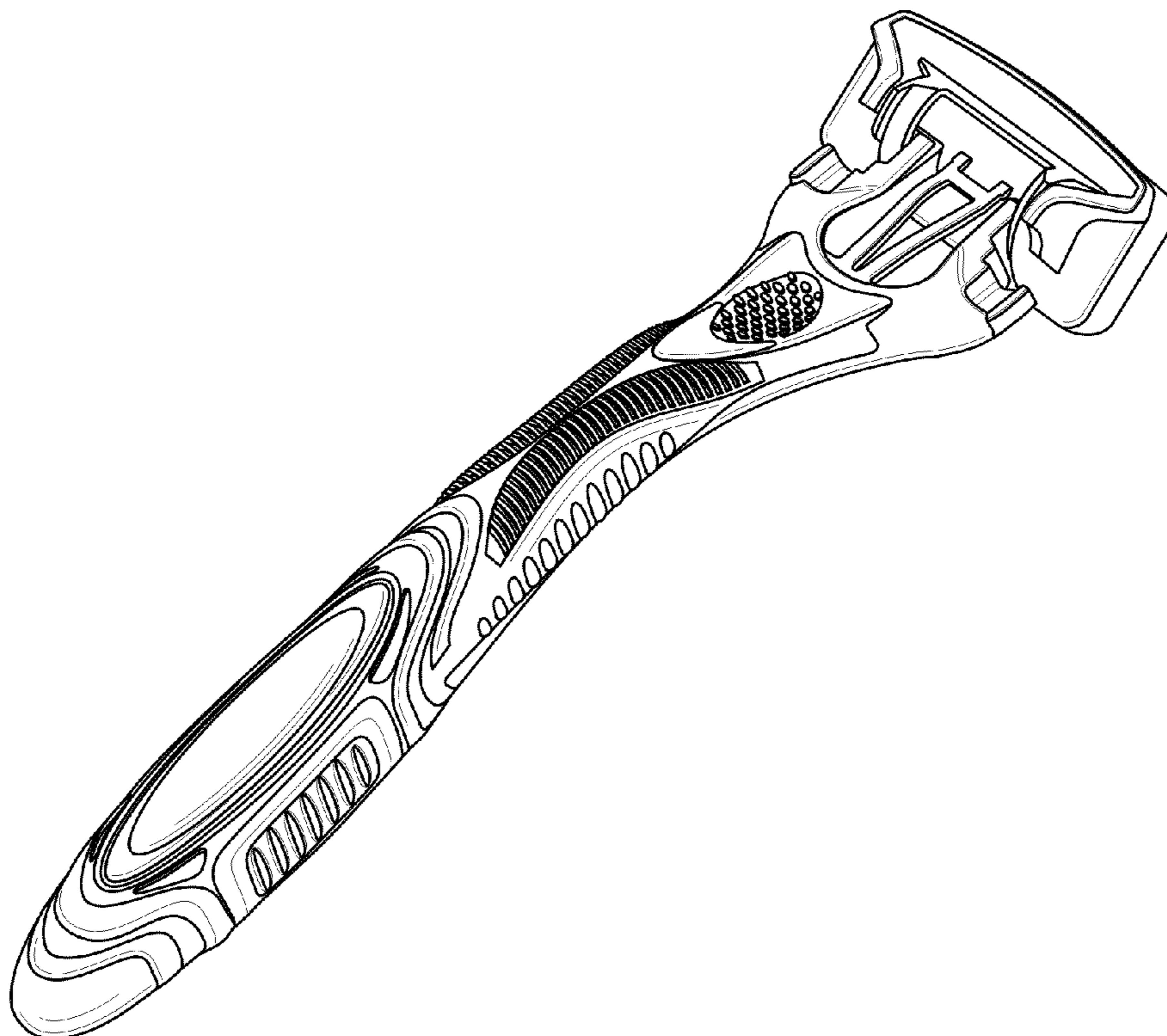
(57) **CLAIM**

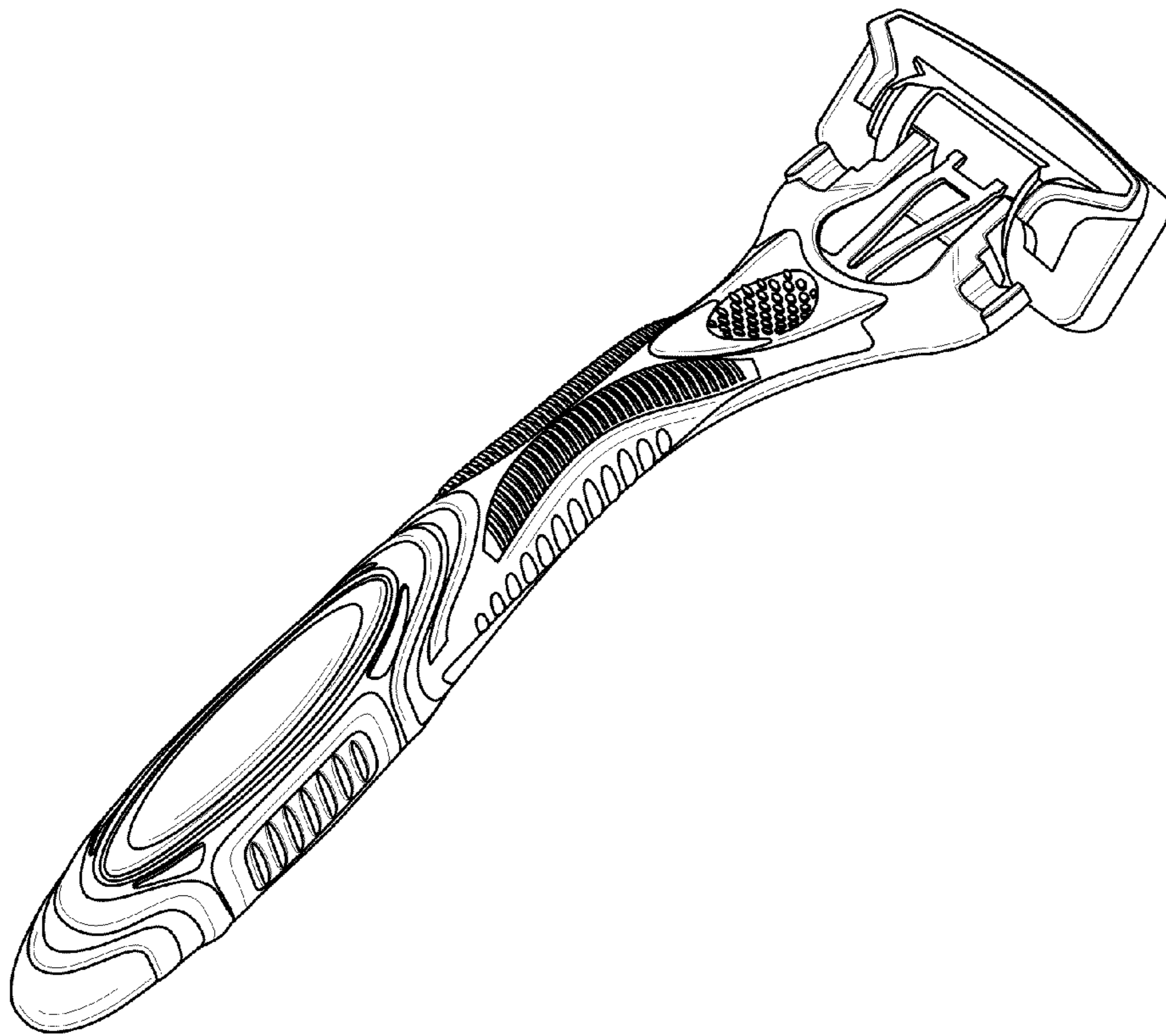
I claim the ornamental design for the safety razor, as shown and described.

**DESCRIPTION**

FIG. 1 is an upper perspective view of a safety razor.  
FIG. 2 is a lower perspective view thereof.  
FIG. 3 is a rear view thereof.  
FIG. 4 is a front view thereof.  
FIG. 5 is a right side view of FIG. 4.  
FIG. 6 is a left side view of FIG. 4.  
FIG. 7 is a top end view thereof; and,  
FIG. 8 is a bottom end view thereof.

**1 Claim, 6 Drawing Sheets**

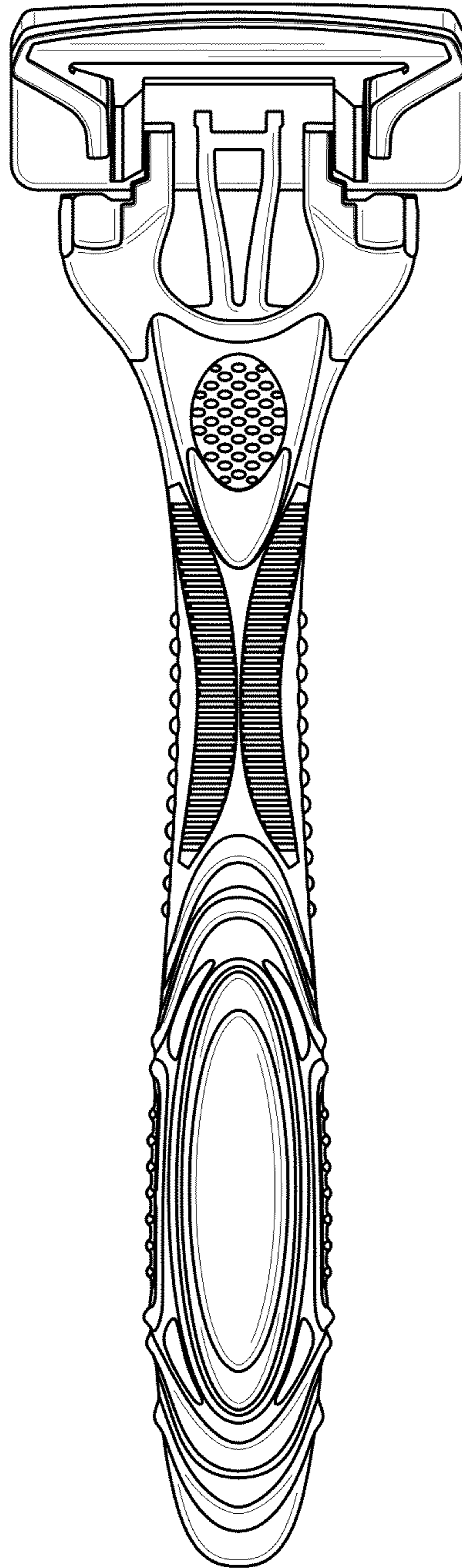




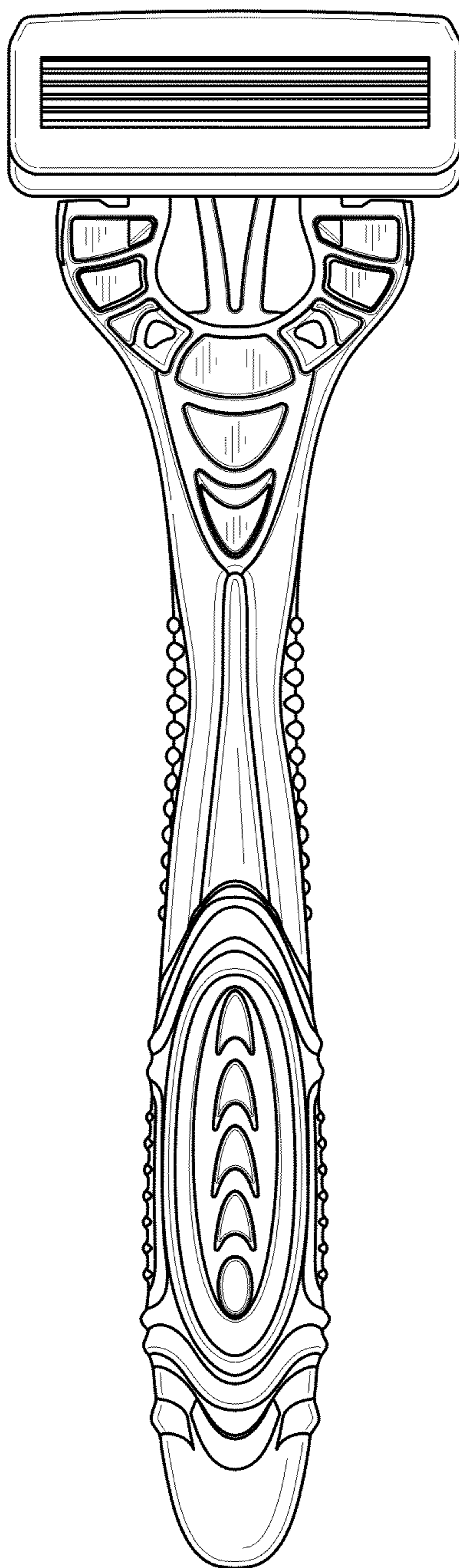
**FIG. 1**



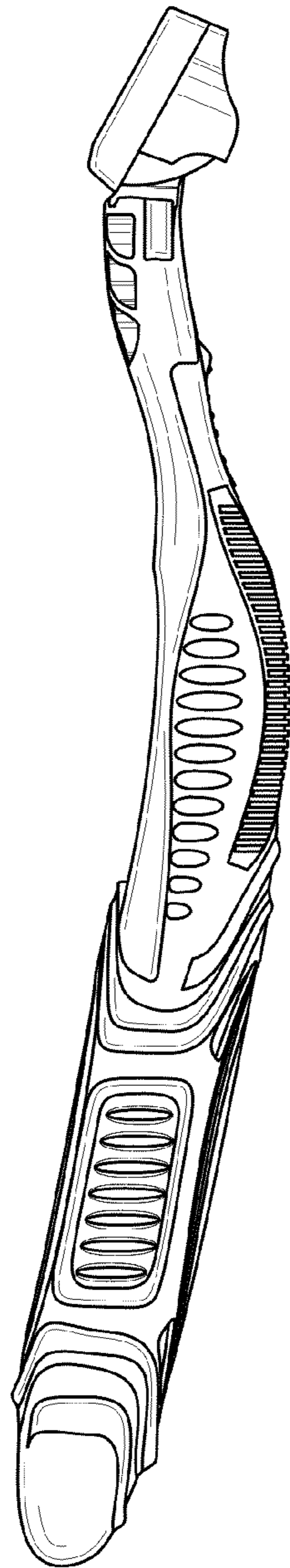
FIG. 2



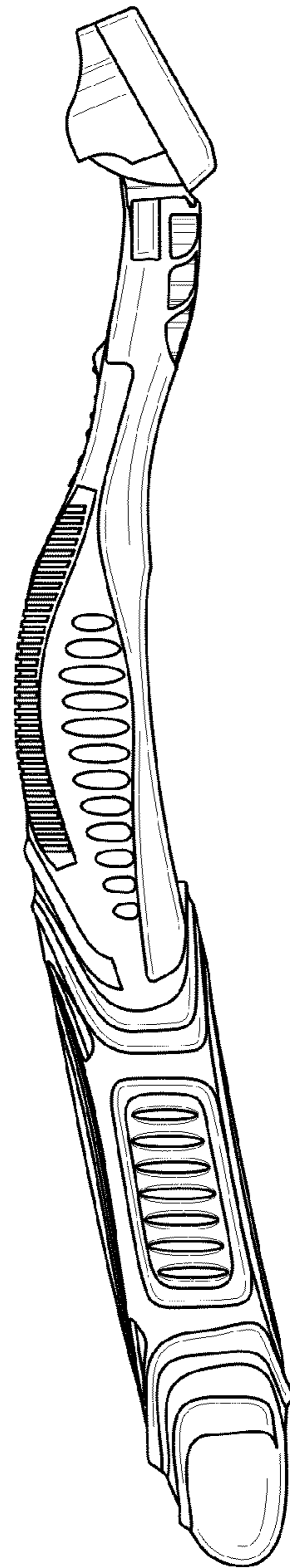
**FIG. 3**




**FIG. 4**



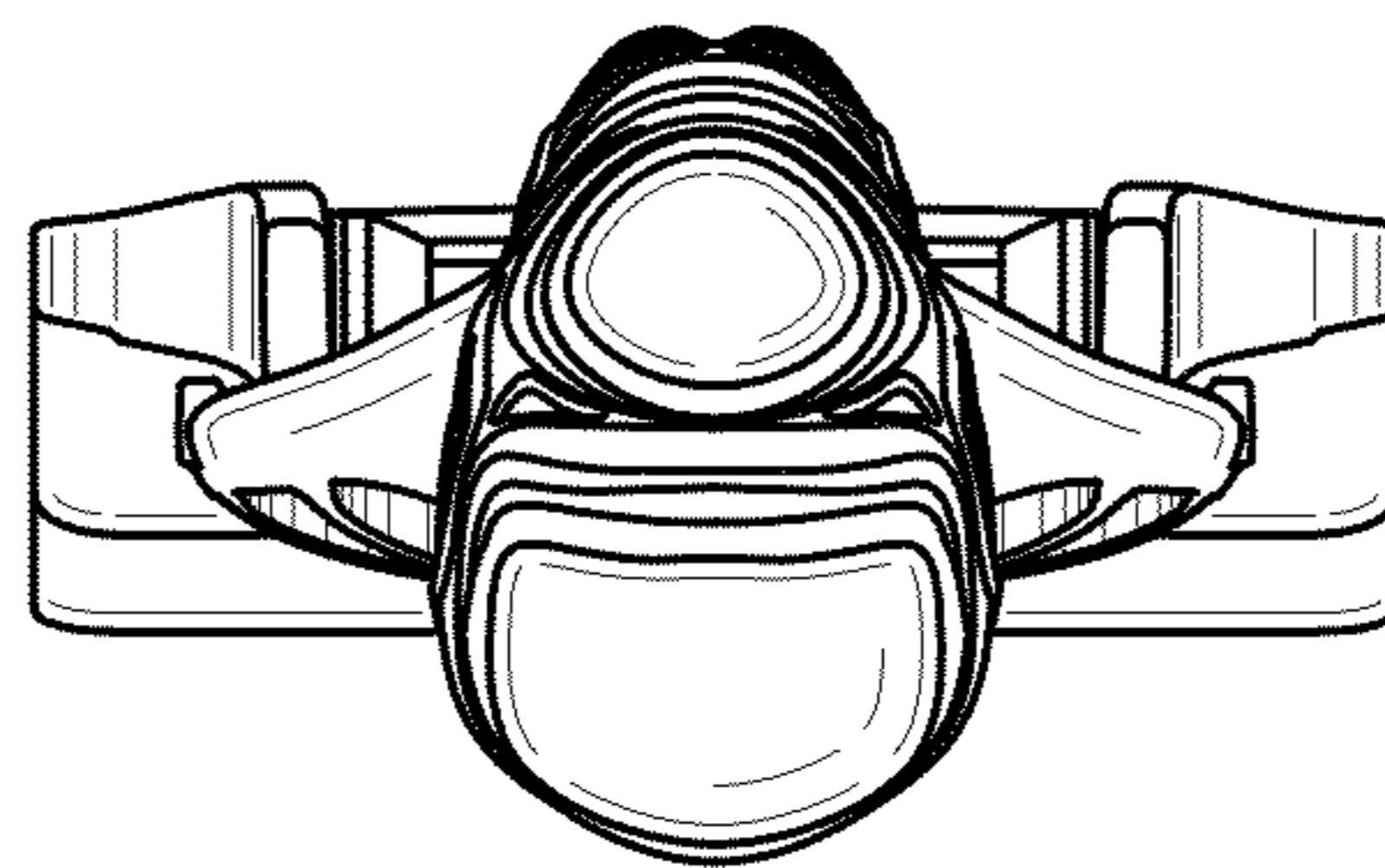
**FIG. 5**



**FIG. 6**



**FIG. 7**



**FIG. 8**