



US00D698994S

(12) **United States Design Patent**  
**Xu**

(10) **Patent No.:** **US D698,994 S**

(45) **Date of Patent:** **\*\* Feb. 4, 2014**

(54) **HEATED HAIR BRUSH IRON**

(71) Applicant: **Liang Xu**, Shenzhen (CN)

(72) Inventor: **Liang Xu**, Shenzhen (CN)

(73) Assignees: **Cheer Master Trading Ltd.**, Kowloon (HK); **Tristar Products, Inc.**, East Fairchild, NJ (US); **Calista Tools, LLC**, West Chester, PA (US)

(\*\*) Term: **14 Years**

(21) Appl. No.: **29/454,955**

(22) Filed: **May 15, 2013**

(51) **LOC (10) Cl.** ..... **28-03**

(52) **U.S. Cl.**  
USPC ..... **D28/35**

(58) **Field of Classification Search**  
USPC ..... 219/222–226; 132/222, 223–272;  
D28/35, 37–38, 40

See application file for complete search history.

(56) **References Cited**

U.S. PATENT DOCUMENTS

D251,205 S *	2/1979	Ergaver et al. ....	D28/35
D314,064 S *	1/1991	Ho .....	D28/35
6,423,942 B1 *	7/2002	Liao .....	219/222
D556,948 S *	12/2007	Leung .....	D28/35
D648,893 S *	11/2011	Kaizuka .....	D28/35
D650,942 S *	12/2011	Choi .....	D28/35
D670,027 S *	10/2012	Choi .....	D28/35
2012/0247501 A1 *	10/2012	Choi .....	132/269

\* cited by examiner


*Primary Examiner* — Jennifer Rivard  
(74) *Attorney, Agent, or Firm* — Sughrue Mion, PLLC

(57) **CLAIM**  
The ornamental design for an heated hair brush iron, as shown and described.

**DESCRIPTION**

FIG. 1 is a bottom view thereof.  
FIG. 2 is a front view thereof.  
FIG. 3 is a left view thereof.  
FIG. 4 is a perspective view thereof.  
FIG. 5 is a rear view thereof.  
FIG. 6 is a right view thereof; and,  
FIG. 7 is a top view thereof.

**1 Claim, 7 Drawing Sheets**



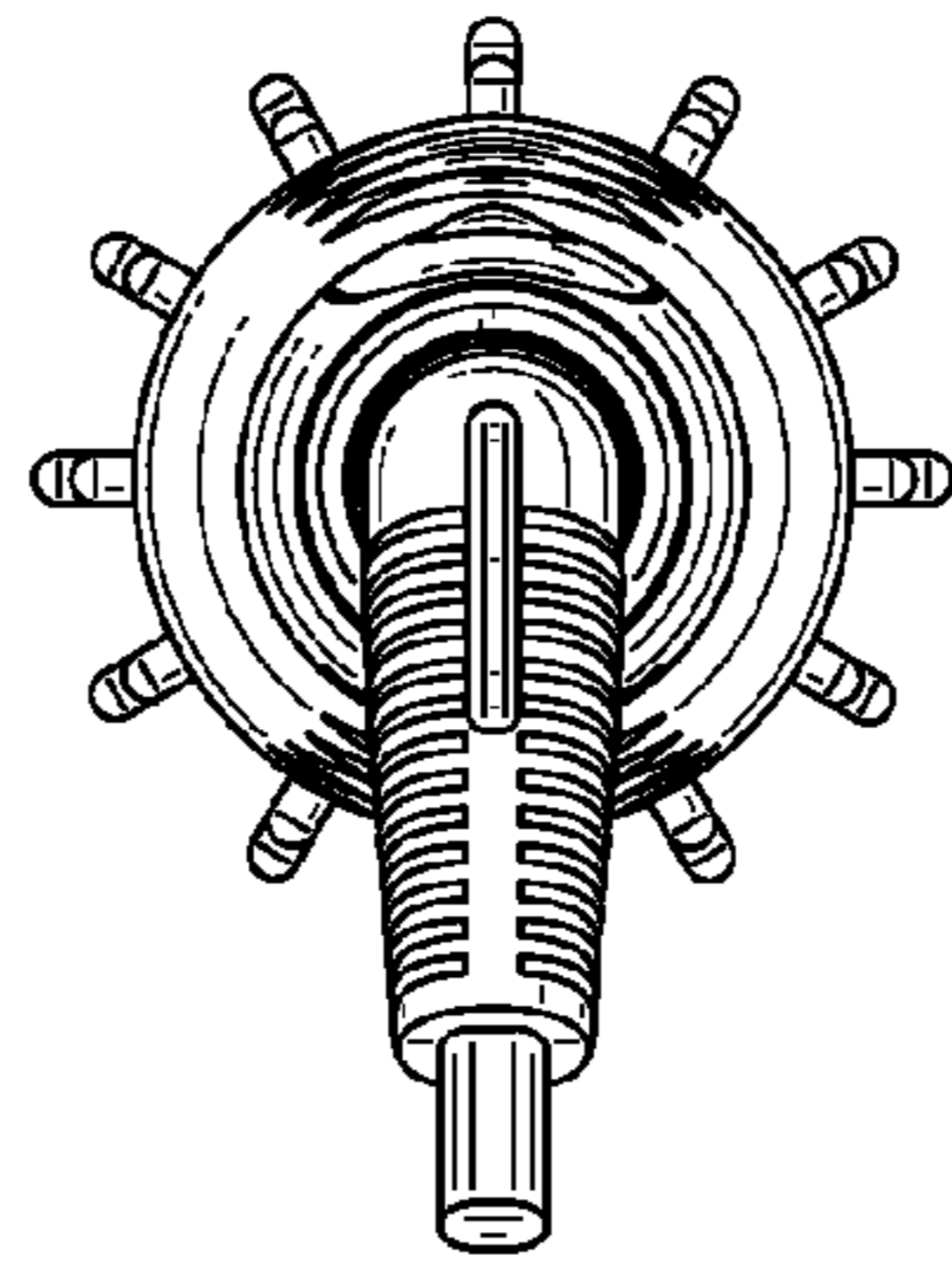


FIG. 1

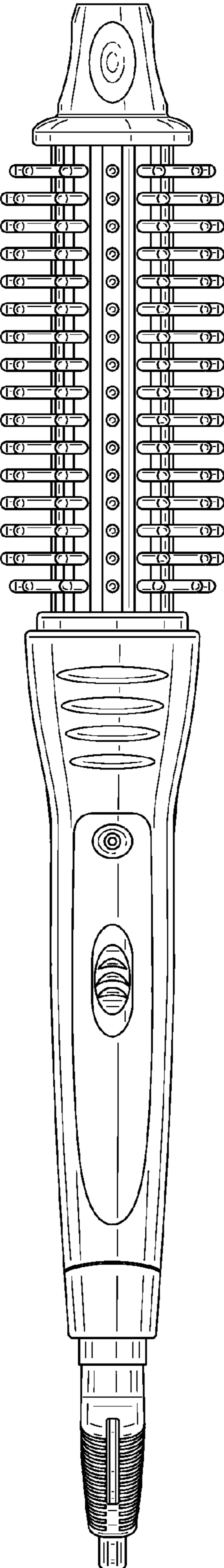


FIG. 2

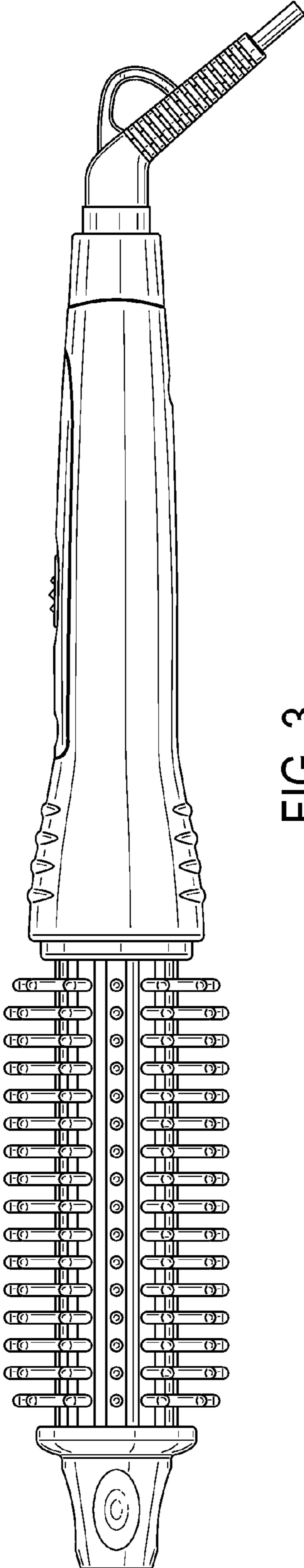


FIG. 3

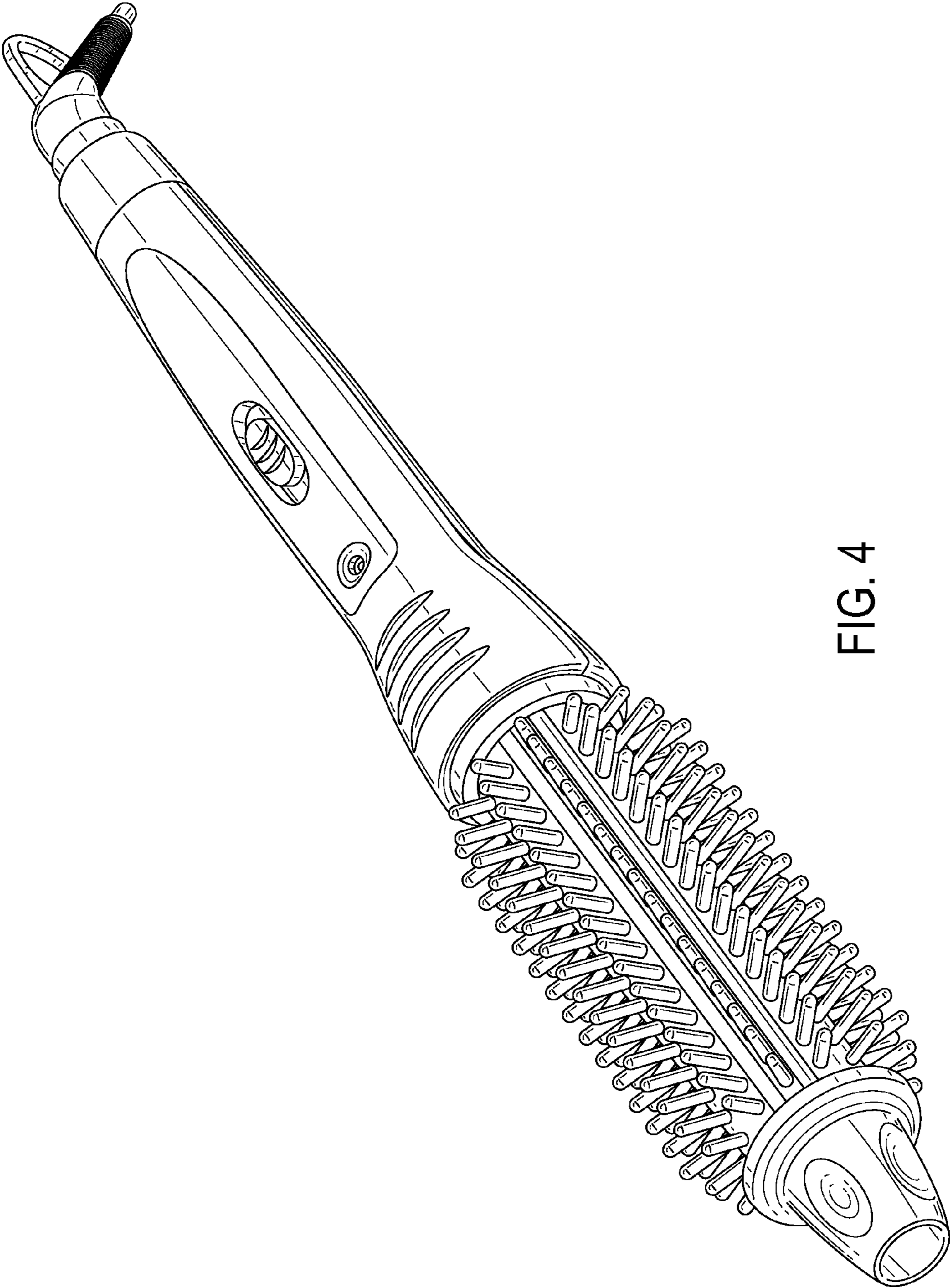


FIG. 4

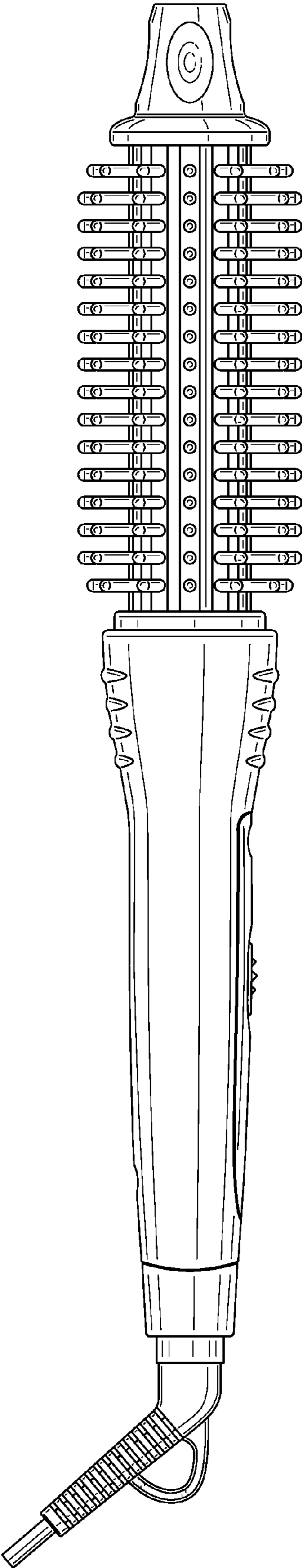


FIG. 5

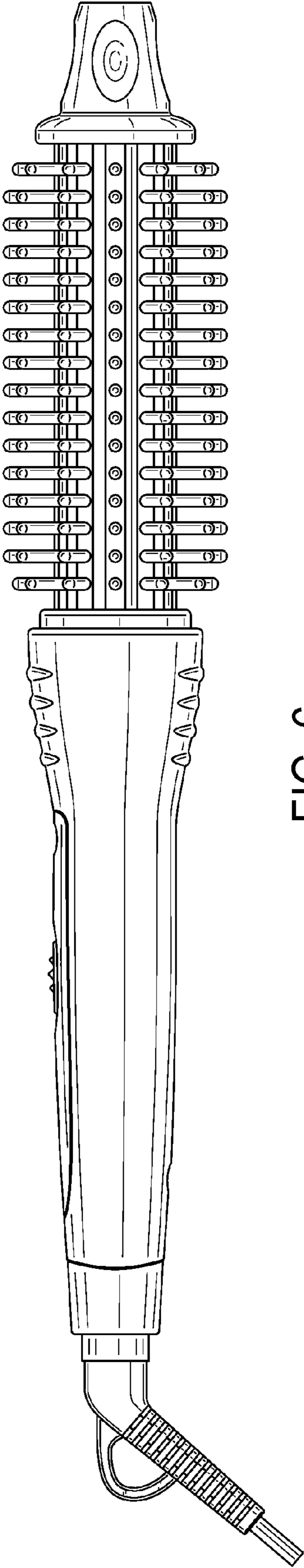


FIG. 6

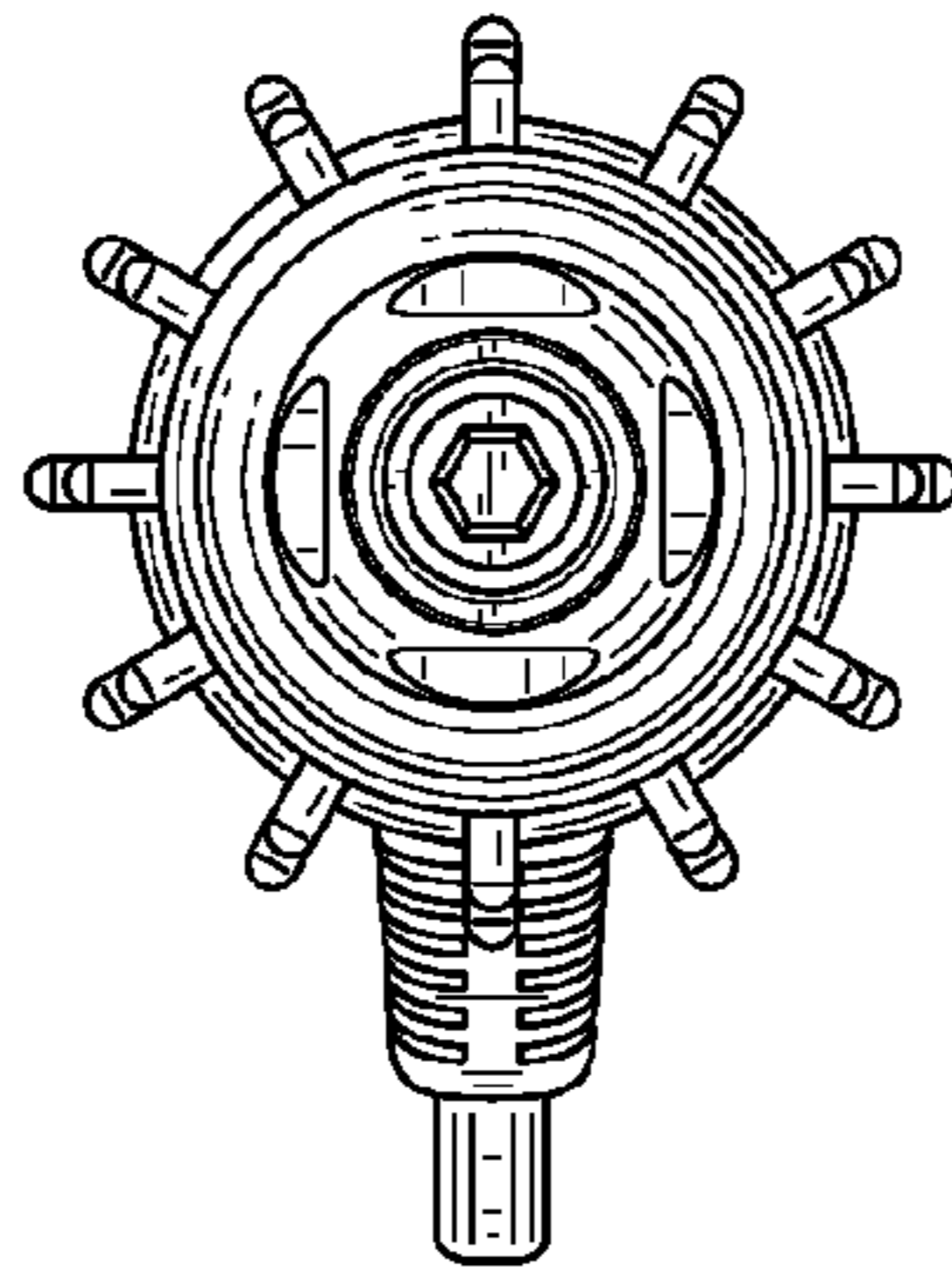


FIG. 7