



US00D698971S

(12) **United States Design Patent**  
**Guzzini**

(10) **Patent No.:** **US D698,971 S**  
(45) **Date of Patent:** **\*\* Feb. 4, 2014**

(54) **LIGHTING APPARATUS**

(71) Applicant: **Iguzzini Illuminazione S.p.A.**, Recanati (IT)

(72) Inventor: **Adolfo Guzzini**, Recanati (IT)

(73) Assignee: **Iguzzini Illuminazione S.p.A.**, Recanati (IT)

(\*\*) Term: **14 Years**

(21) Appl. No.: **29/434,730**

(22) Filed: **Oct. 16, 2012**

(30) **Foreign Application Priority Data**

Apr. 17, 2012 (EM) ..... 0020276800002

(51) **LOC (10) Cl.** ..... **26-05**

(52) **U.S. Cl.**  
USPC ..... **D26/74**

(58) **Field of Classification Search**

USPC ..... D26/74, 113, 118, 119, 120, 122, 138,  
D26/141, 24, 58, 59, 67, 72, 75, 76, 77, 78,  
D26/79, 80, 81, 82, 83, 84, 85, 86, 88, 89,  
D26/90, 91, 93, 105; 362/364, 365, 366,  
362/145, 146, 147, 148, 150, 151, 152, 153,  
362/153.1, 217.06, 217.07, 219, 294,  
362/296.01, 311.07, 311.09

See application file for complete search history.

(56) **References Cited**

U.S. PATENT DOCUMENTS

D360,270	S	*	7/1995	Shemitz	.....	D26/74
D373,212	S	*	8/1996	Clark	.....	D26/74
D446,332	S	*	8/2001	Grossman	.....	D26/74
D544,128	S	*	6/2007	Carro	.....	D26/74
D569,024	S	*	5/2008	Redfern	.....	D26/74
D591,893	S	*	5/2009	Waldmann	.....	D26/74
D599,943	S	*	9/2009	Bergmann et al.	.....	D26/74
D602,624	S	*	10/2009	Kawaguchi et al.	.....	D26/74
D610,734	S	*	2/2010	Ward et al.	.....	D26/74
D615,236	S	*	5/2010	Beghelli	.....	D26/74
D679,849	S	*	4/2013	Ham	.....	D26/74
2008/0239709	A1	*	10/2008	Rapeanu et al.	.....	362/147
2011/0051410	A1	*	3/2011	Liang	.....	362/235

\* cited by examiner

*Primary Examiner* — Angela J Lee

(74) *Attorney, Agent, or Firm* — Abelman, Frayne & Schwab

(57) **CLAIM**

The ornamental design for a lighting apparatus, as shown and described.

**DESCRIPTION**

FIG. 1 is a top front left side perspective view of my new lighting apparatus,  
FIG. 2 is a front elevation view thereof,  
FIG. 3 is a rear elevation view thereof,  
FIG. 4 is a left side elevation view thereof,  
FIG. 5 is a right side elevation view thereof,  
FIG. 6 is a top plan view thereof; and,  
FIG. 7 is a bottom plan view thereof.

**1 Claim, 7 Drawing Sheets**






FIG. 1



FIG. 2




FIG. 3




FIG. 4




FIG. 5




FIG. 6




FIG. 7