

US00D698956S

(12) **United States Design Patent**
Wang et al.

(10) **Patent No.:** **US D698,956 S**

(45) **Date of Patent:** **** Feb. 4, 2014**

- (54) **LUMINOUS STICK**
- (71) Applicants: **Connie Wang**, Irvine, CA (US); **Wei Hung Yu**, New Taipei (TW)
- (72) Inventors: **Connie Wang**, Irvine, CA (US); **Wei Hung Yu**, New Taipei (TW)
- (**) Term: **14 Years**
- (21) Appl. No.: **29/439,602**
- (22) Filed: **Dec. 13, 2012**
- (51) **LOC (10) Cl.** **26-02**
- (52) **U.S. Cl.**
USPC **D26/38**
- (58) **Field of Classification Search**
USPC D26/37, 38, 39, 40, 43, 45, 46, 49, 51,
D26/47, 3, 7, 16, 17, 57, 94, 98; 362/157,
362/158, 183, 185, 194–197, 200–208,
362/253; D21/398, 402, 406, 413–415
See application file for complete search history.

D575,428 S *	8/2008	Nelson et al.	D26/37
D593,237 S *	5/2009	Chernick et al.	D26/37
D605,321 S *	12/2009	Schupp	D26/40
D612,523 S *	3/2010	Peng	D26/37
D615,228 S *	5/2010	Gilmore et al.	D26/47
D622,327 S *	8/2010	Roos et al.	D21/398
D622,431 S *	8/2010	Bayat et al.	D26/46
D637,239 S *	5/2011	Walterscheid	D21/398
D648,955 S *	11/2011	Cute	D6/404
D653,784 S *	2/2012	Kelly et al.	D26/38
D665,489 S *	8/2012	Browder	D23/367
D668,746 S *	10/2012	Browder	D23/267
2002/0068505 A1 *	6/2002	Williams	446/485
2004/0077264 A1 *	4/2004	Walker et al.	446/175
2004/0161289 A1 *	8/2004	Silberman	401/195
2005/0036313 A1 *	2/2005	Daucher et al.	362/255

* cited by examiner

Primary Examiner — Ian Simmons
Assistant Examiner — Carissa C Fitts
(74) *Attorney, Agent, or Firm* — Bacon & Thomas, PLLC

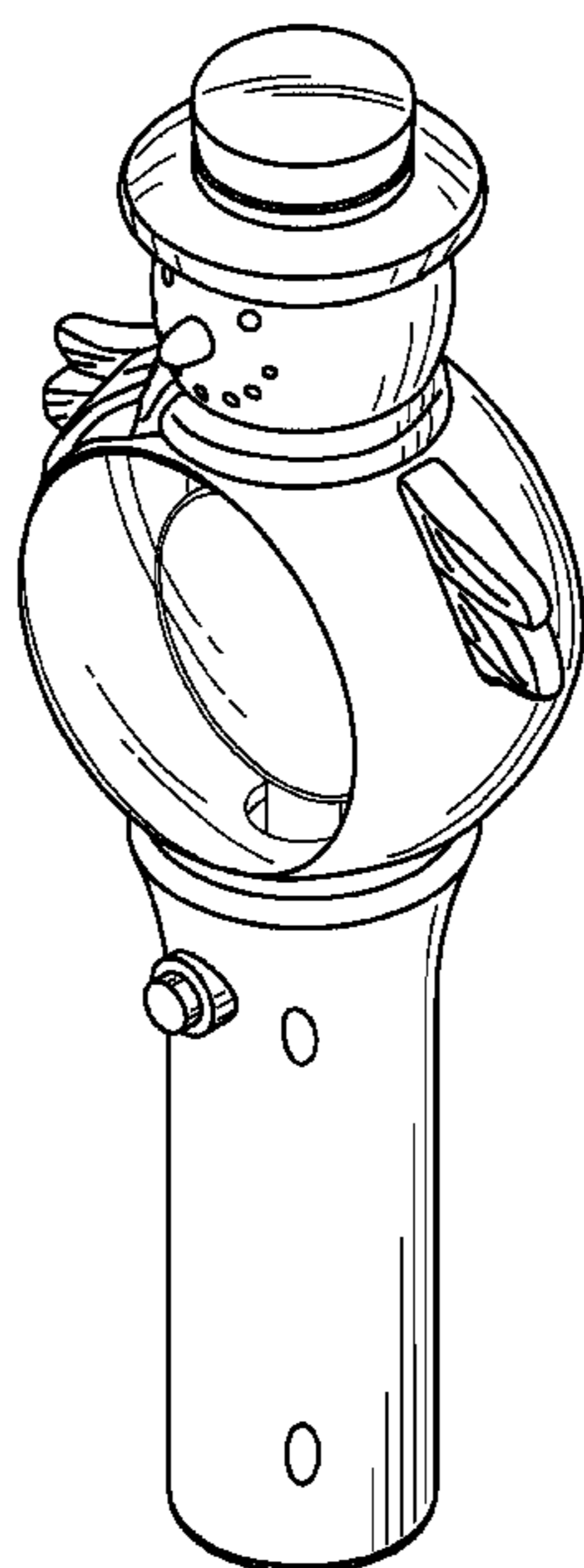
(57) **CLAIM**
The ornamental design for a luminous stick, as shown and described.

DESCRIPTION

FIG. 1 is a perspective view of a luminous stick showing my design;
FIG. 2 is a front elevational view thereof;
FIG. 3 is a rear elevational view thereof;
FIG. 4 is a left side elevational view thereof;
FIG. 5 is a right side elevational view thereof;
FIG. 6 is a top plan view thereof; and,
FIG. 7 is a bottom plan view thereof.
The broken line showing is for environmental purposes only and forms no part of the claimed design.

1 Claim, 4 Drawing Sheets

- (56) **References Cited**
U.S. PATENT DOCUMENTS
- D211,392 S * 6/1968 Grebow D26/38
- D226,818 S * 5/1973 Feuer D26/47
- D262,466 S * 12/1981 Lieberman et al. D21/311
- D263,508 S * 3/1982 Hubachek D26/47
- 5,434,761 A * 7/1995 Lesnick et al. 362/189
- D403,093 S * 12/1998 Tseng D26/38
- D437,435 S * 2/2001 Spangler D26/47
- D499,355 S * 12/2004 Yang D11/121
- D504,706 S * 5/2005 Bennett D21/398
- D509,257 S * 9/2005 Yamamoto D21/398
- D542,453 S * 5/2007 Osiecki et al. D26/60
- D542,702 S * 5/2007 Harper et al. D11/124
- D547,234 S * 7/2007 Tsai D11/124
- D553,274 S * 10/2007 Hill et al. D26/37



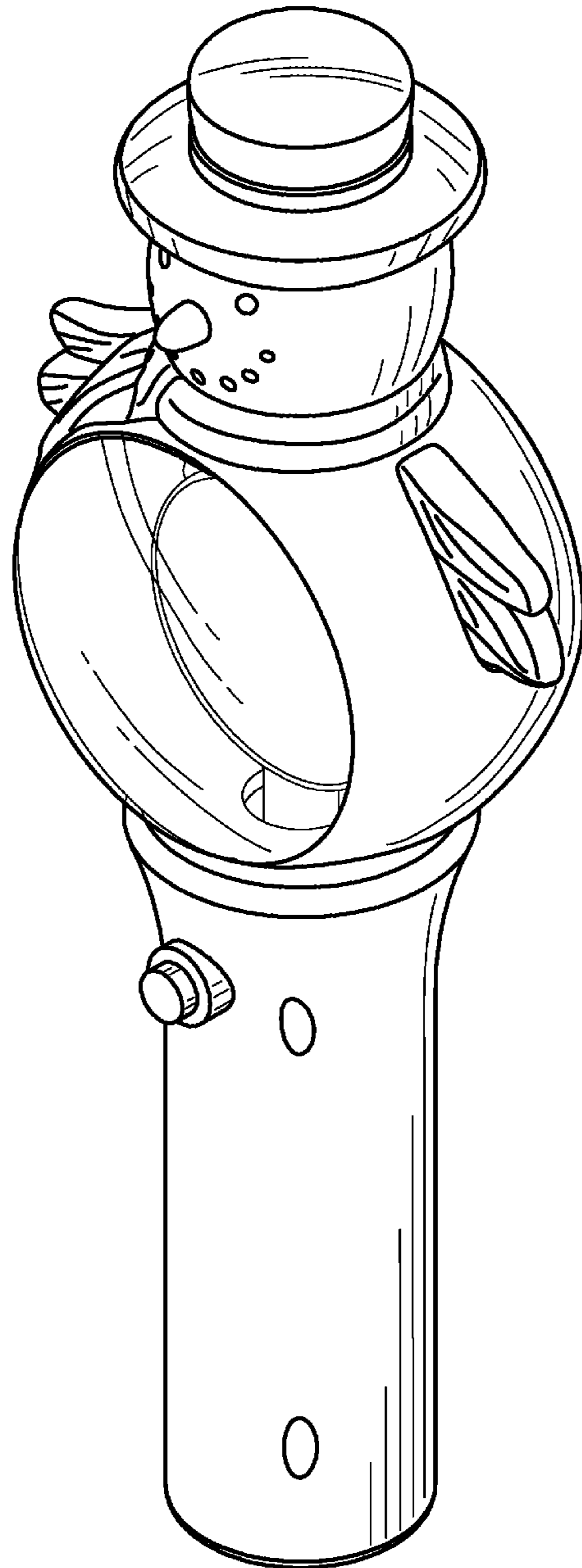


FIG. 1

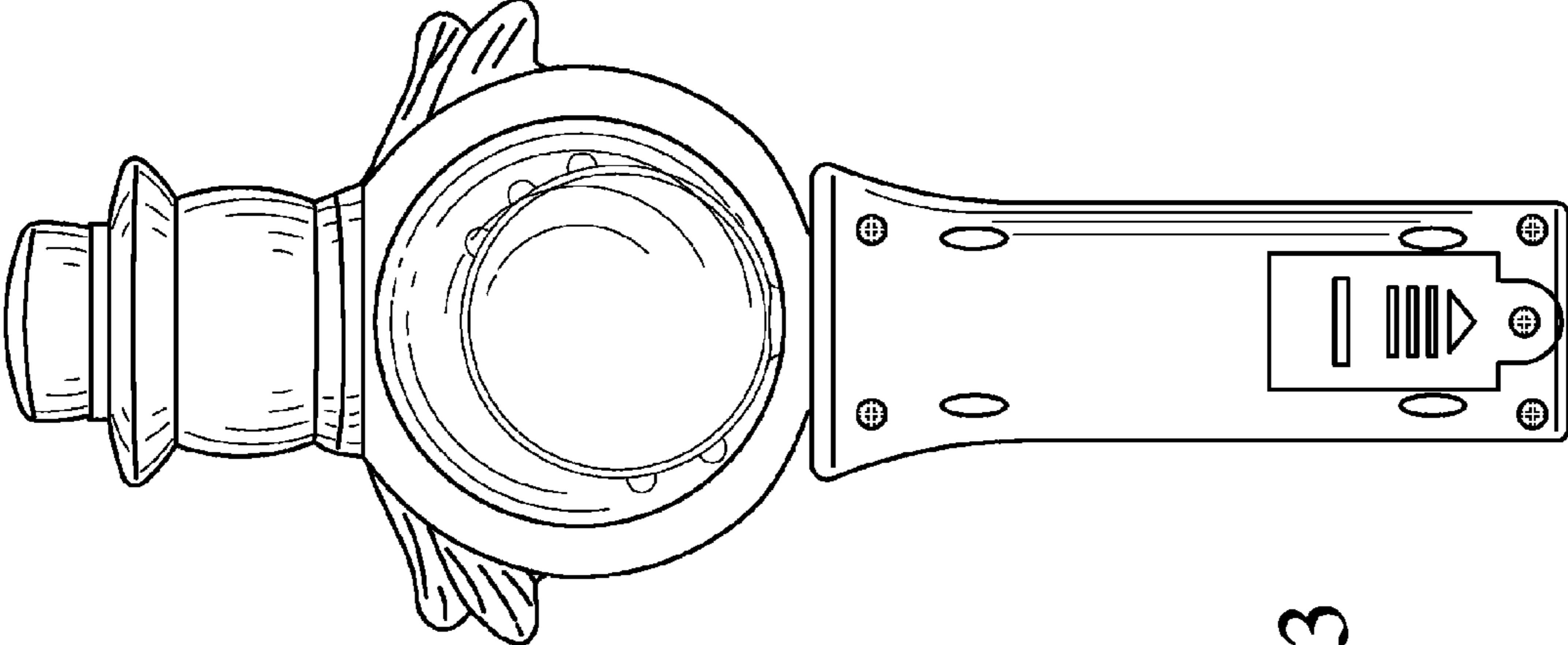


FIG. 3

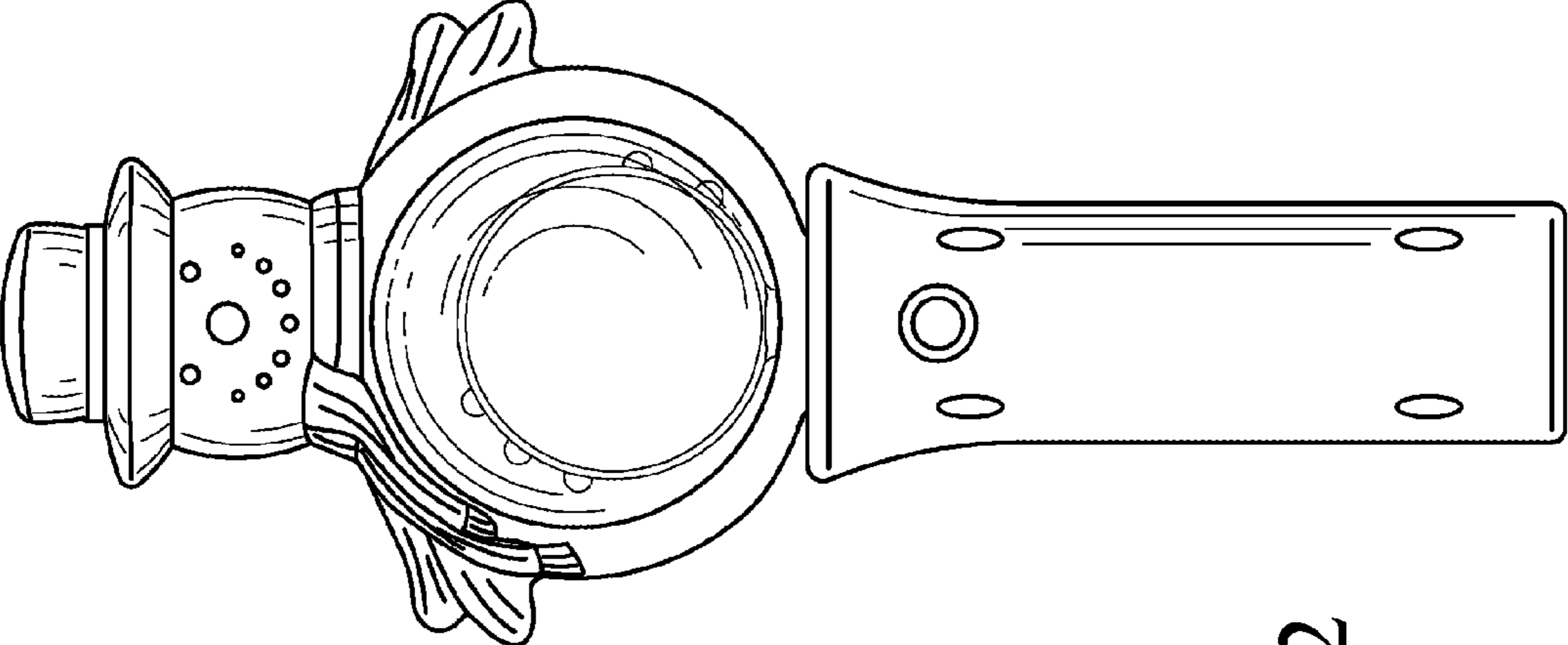


FIG. 2

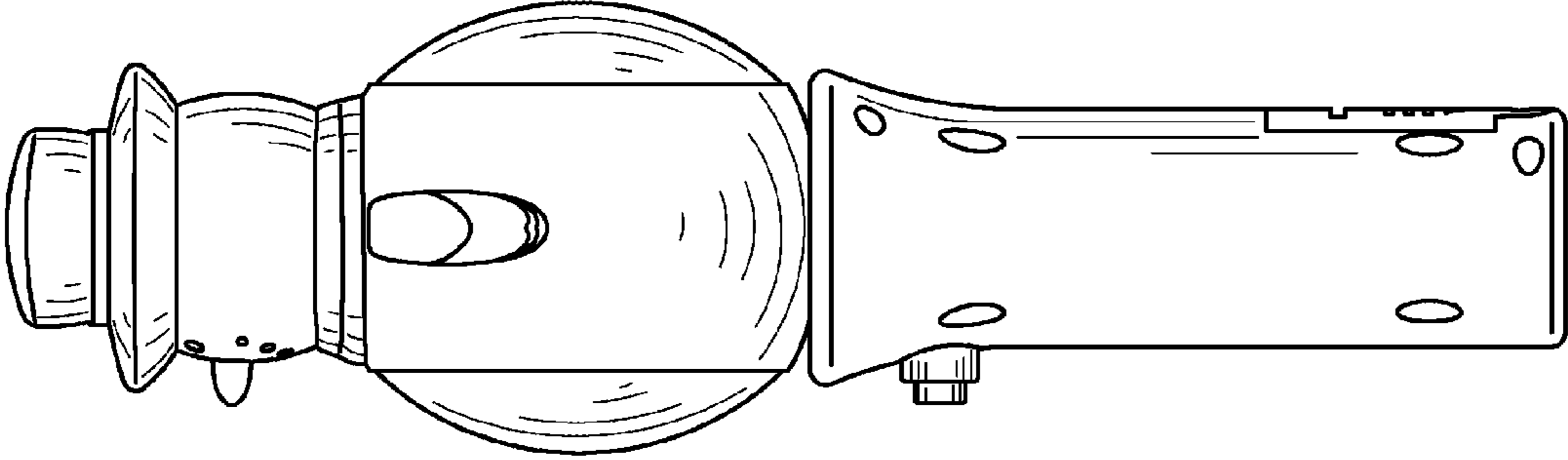


FIG. 5

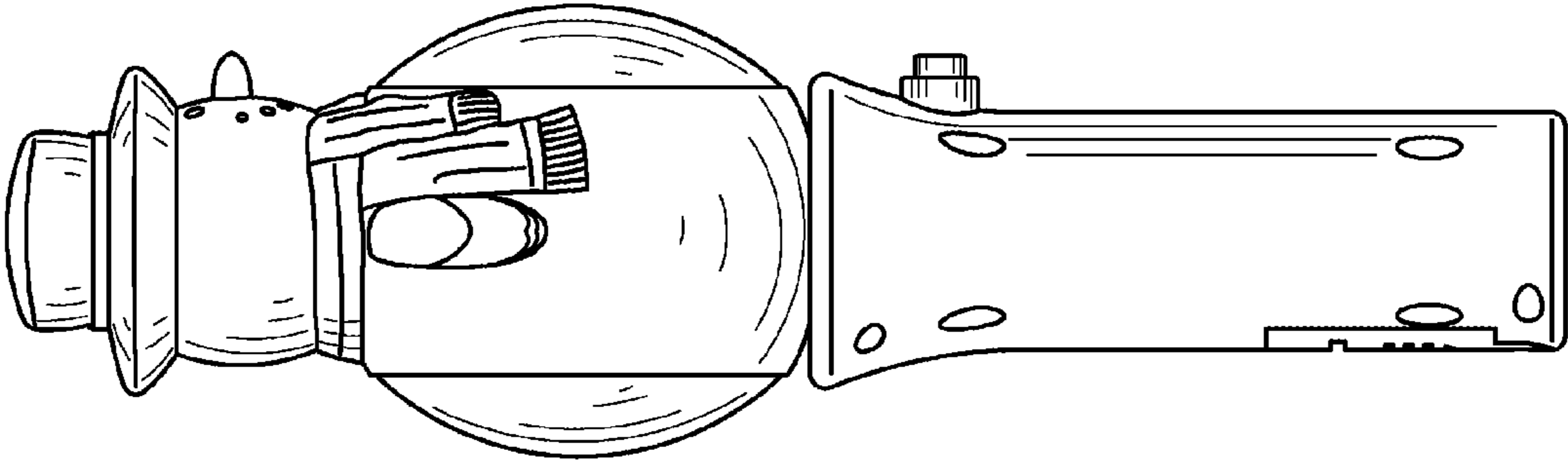


FIG. 4

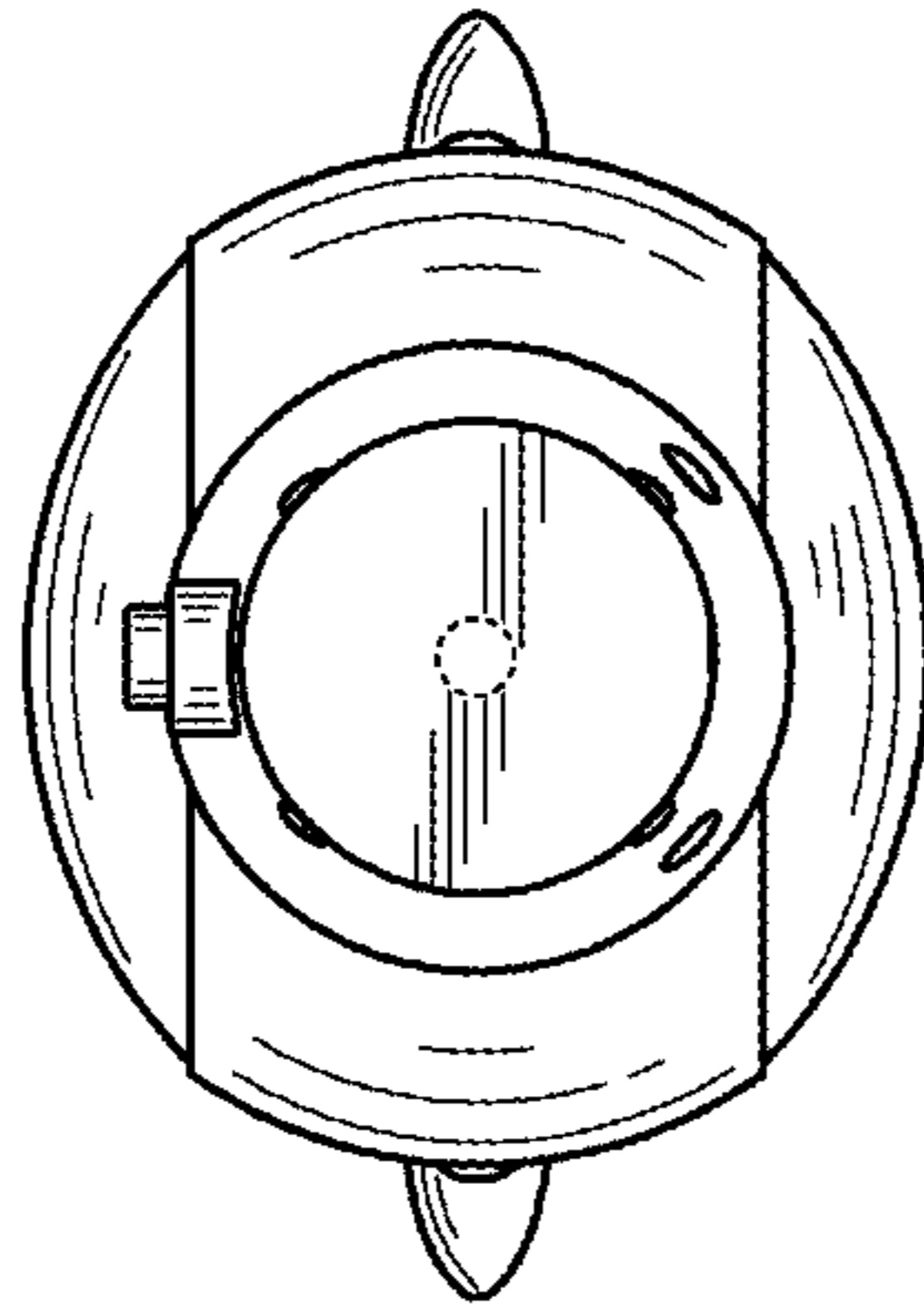


FIG. 7

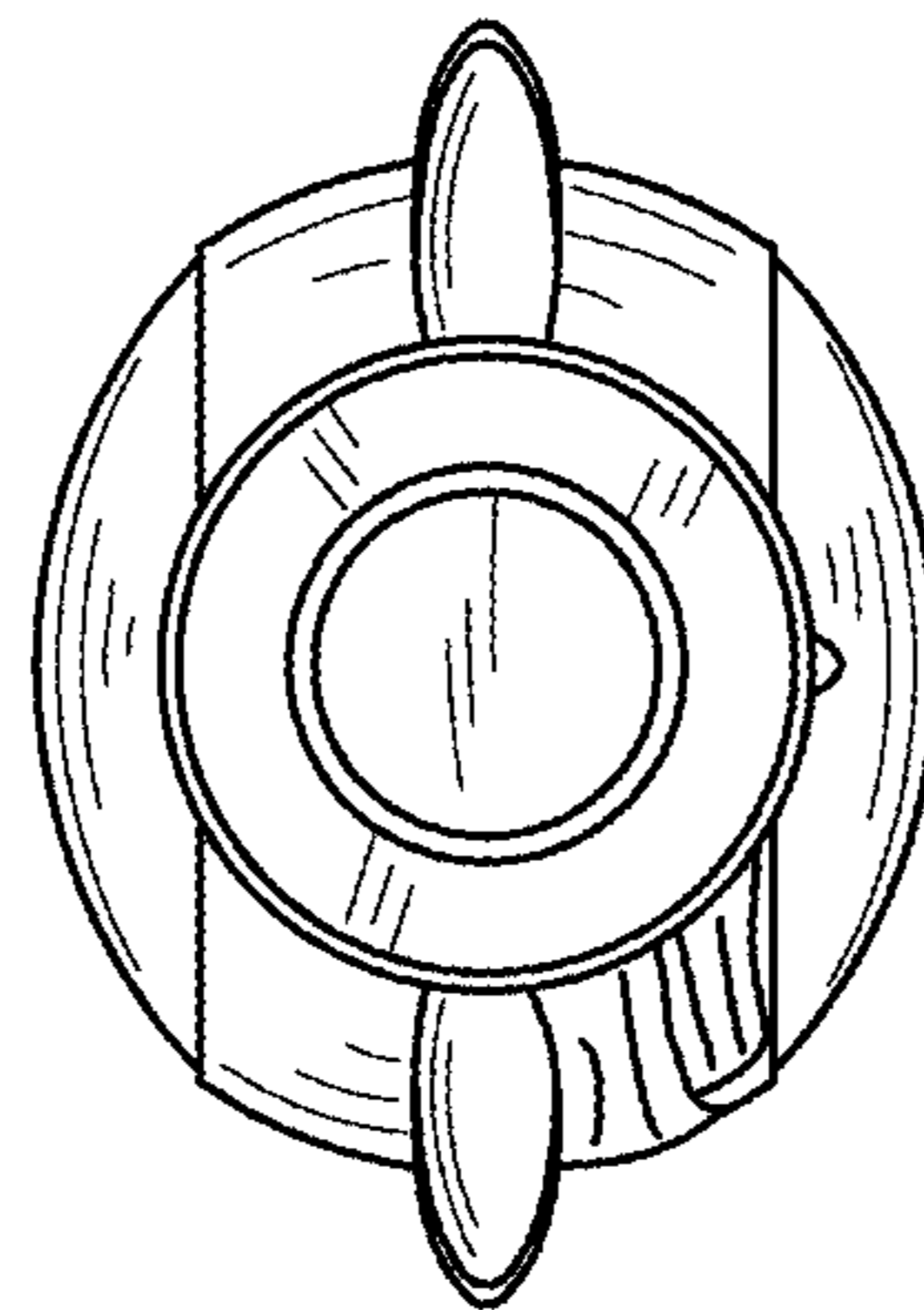


FIG. 6