

US00D698953S

(12) **United States Design Patent**  
**Hinzmann**

(10) **Patent No.:** **US D698,953 S**  
(45) **Date of Patent:** **\*\* Feb. 4, 2014**

(54) **COMBINATION LIGHT AND BASE**

(56) **References Cited**

(71) Applicant: **Gregory Scott Hinzmann**, Portland, OR  
(US)

U.S. PATENT DOCUMENTS

(72) Inventor: **Gregory Scott Hinzmann**, Portland, OR  
(US)

D281,819 S *	12/1985	Schosser et al. ....	D26/40
D519,658 S *	4/2006	Izardel .....	D26/40
D574,741 S *	8/2008	Gadsden .....	D26/37
D599,045 S *	8/2009	Castellucci et al. ....	D26/37
D626,671 S *	11/2010	Bertken .....	D26/37
D646,443 S *	10/2011	Cook et al. ....	D26/37

(\*\*) Term: **14 Years**

\* cited by examiner

(21) Appl. No.: **29/459,666**

*Primary Examiner* — Brian N Vinson

(22) Filed: **Jul. 2, 2013**

(74) *Attorney, Agent, or Firm* — Joseph S. Makuch

**Related U.S. Application Data**

(57) **CLAIM**

The ornamental design for a combination light and base, as shown and described.

(62) Division of application No. 13/920,067, filed on Jun. 17, 2013.

**DESCRIPTION**

(51) **LOC (10) Cl.** ..... **26-04**

FIG. 1 is a perspective view of a combination light and base showing my new design;

(52) **U.S. Cl.**

FIG. 2 is a front elevational view thereof; and,

USPC ..... **D26/37**

FIG. 3 is a top plan view thereof.

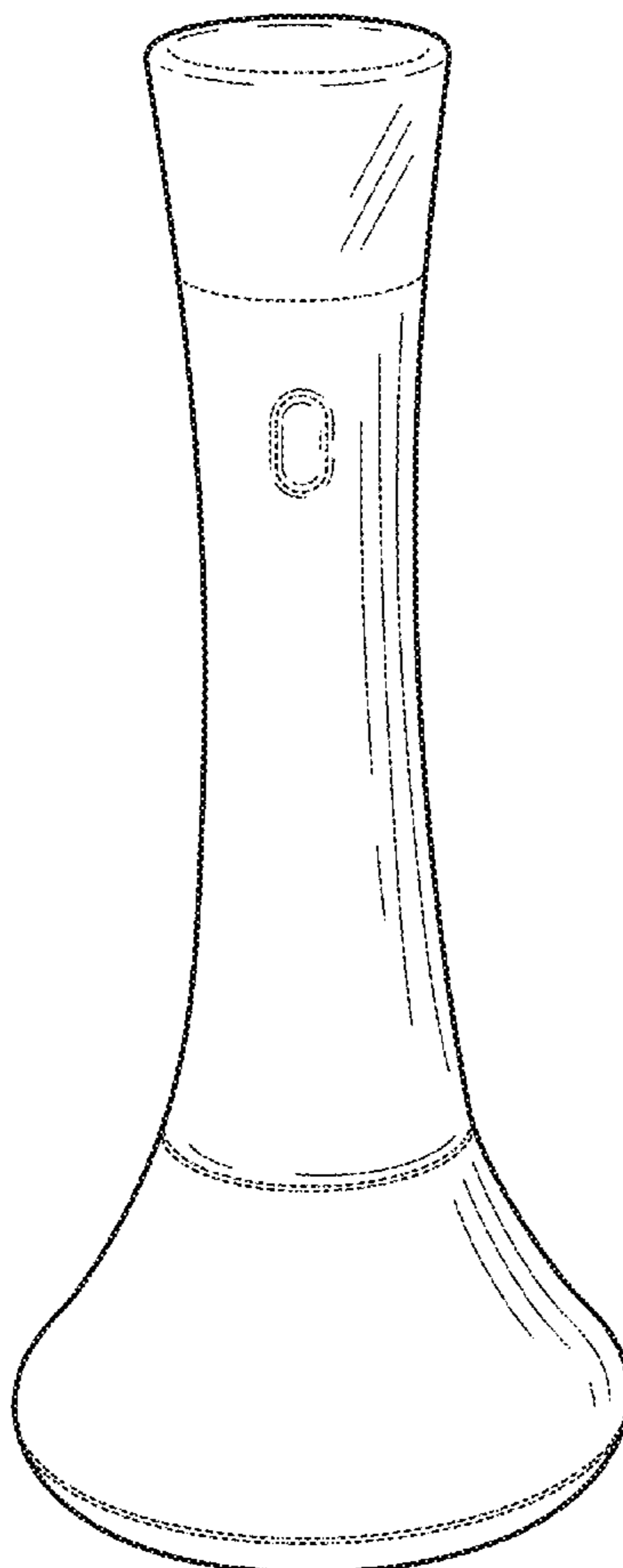
(58) **Field of Classification Search**

USPC ..... D26/37, 38, 40, 42, 46, 49, 51, 24;  
362/157, 158, 184, 194–208, 253

The broken-line disclosure in the views illustrate either portions of the article which form no part of the claimed design or an unclaimed boundary between claimed and unclaimed portions.

See application file for complete search history.

**1 Claim, 3 Drawing Sheets**



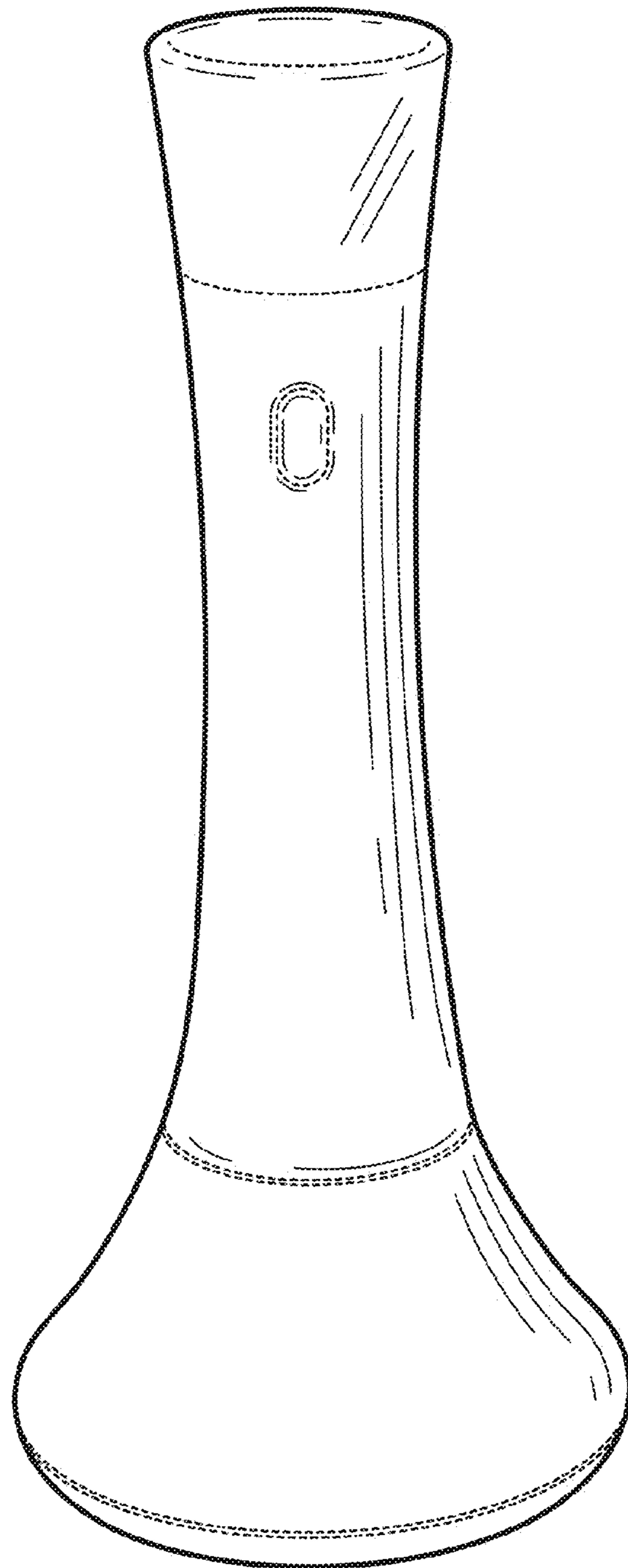


FIG. 1

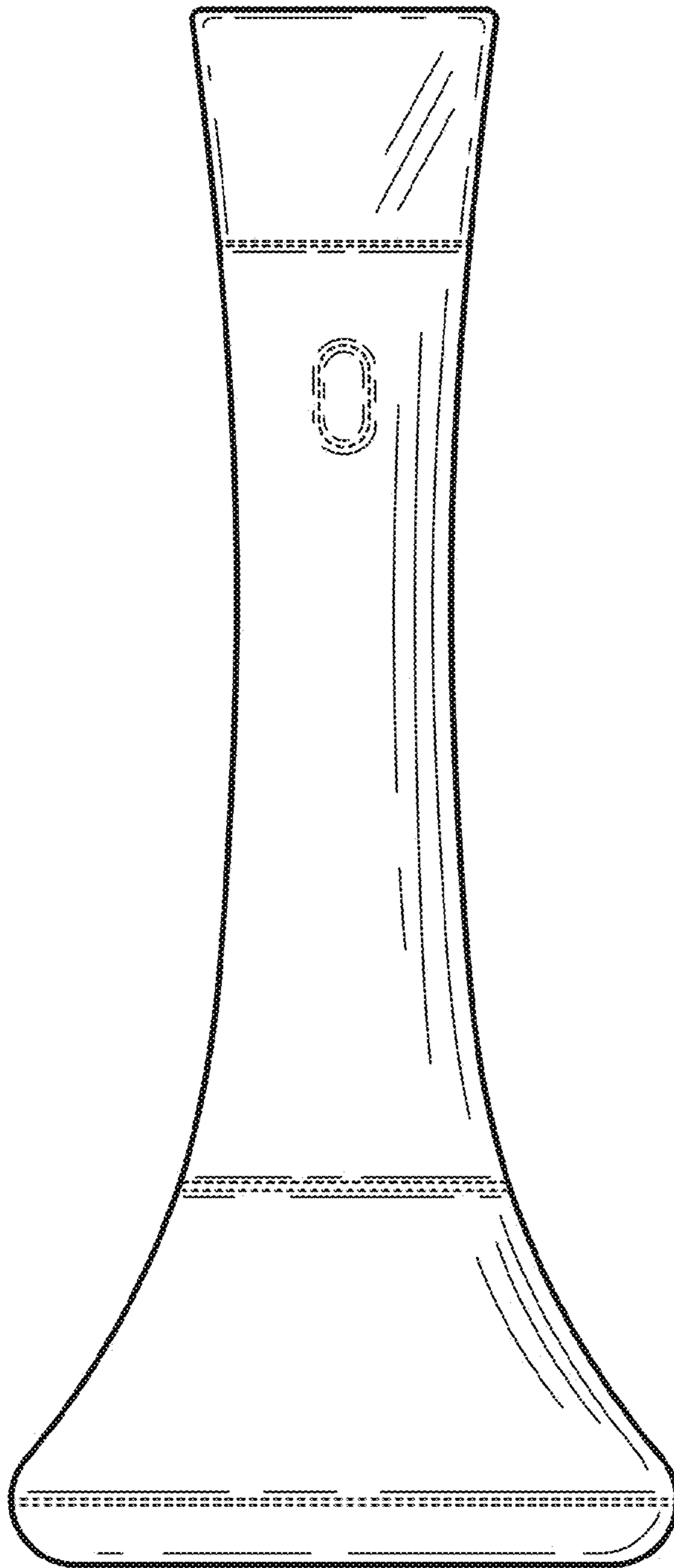


FIG. 2

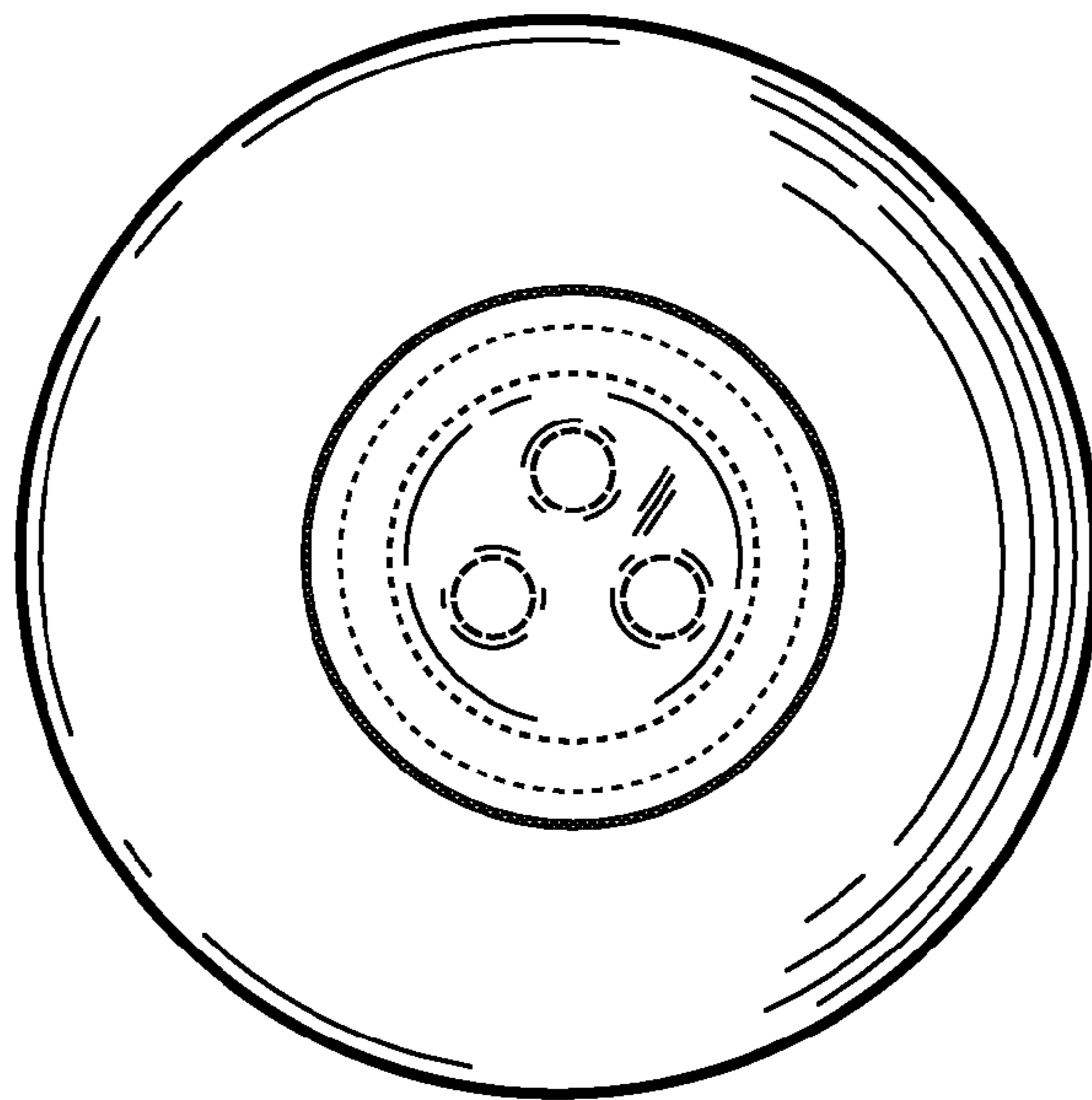


FIG. 3