

US00D698946S

(12) **United States Design Patent**
Griffiths

(10) **Patent No.:** **US D698,946 S**

(45) **Date of Patent:** **** Feb. 4, 2014**

(54) **WALL PANEL**

(71) Applicant: **Firestone Building Products Company, LLC**, Indianapolis, IN (US)

(72) Inventor: **Robert T. Griffiths**, Elk River, MN (US)

(73) Assignee: **Firestone Building Products Company, LLC**, Indianapolis, IN (US)

(**) Term: **14 Years**

(21) Appl. No.: **29/464,133**

(22) Filed: **Aug. 13, 2013**

3,399,503 A 9/1968 Payne et al.
D214,665 S 7/1969 Tischuk
3,466,831 A 9/1969 Lenoir
3,482,367 A 12/1969 Curran

(Continued)

FOREIGN PATENT DOCUMENTS

EP 0 056 031 5/1984
EP 1 201 843 2/2007

(Continued)

OTHER PUBLICATIONS

Sweet's General Building & Renovation Catalog File, Thermal & Moisture Protection, 1998, p. 1-2, vol. 7.

(Continued)

Related U.S. Application Data

(62) Division of application No. 29/446,194, filed on Feb. 21, 2013, now Pat. No. Des. 690,838, which is a division of application No. 29/429,690, filed on Aug. 15, 2012, now Pat. No. Des. 679,834, which is a division of application No. 29/388,711, filed on Mar. 31, 2011, now Pat. No. Des. 668,357.

(51) **LOC (10) Cl.** **25-01**

(52) **U.S. Cl.**
USPC **D25/125; D25/141**

(58) **Field of Classification Search**
USPC D25/141, 119, 125; 52/588.1, 478, 537, 52/235, 309.14, 518, 555
See application file for complete search history.

(56) **References Cited**

U.S. PATENT DOCUMENTS

D21,313 S 1/1892 Faulhaber
3,041,784 A 7/1962 Facer et al.
3,062,337 A 11/1962 Zittle
D205,008 S 6/1966 Lee et al.
3,290,845 A 12/1966 Snyder
3,320,711 A 5/1967 Johnson

Primary Examiner — Doris Clark

(74) *Attorney, Agent, or Firm* — Jason A. Houser; Fay Sharpe LLP

(57) **CLAIM**

The ornamental design for a wall panel, as shown and described.

DESCRIPTION

FIG. 1 is a perspective view of a wall panel illustrating my new design;

FIG. 2 is a right side elevation view thereof;

FIG. 3 is a front elevation view thereof;

FIG. 4 is a rear elevation view thereof;

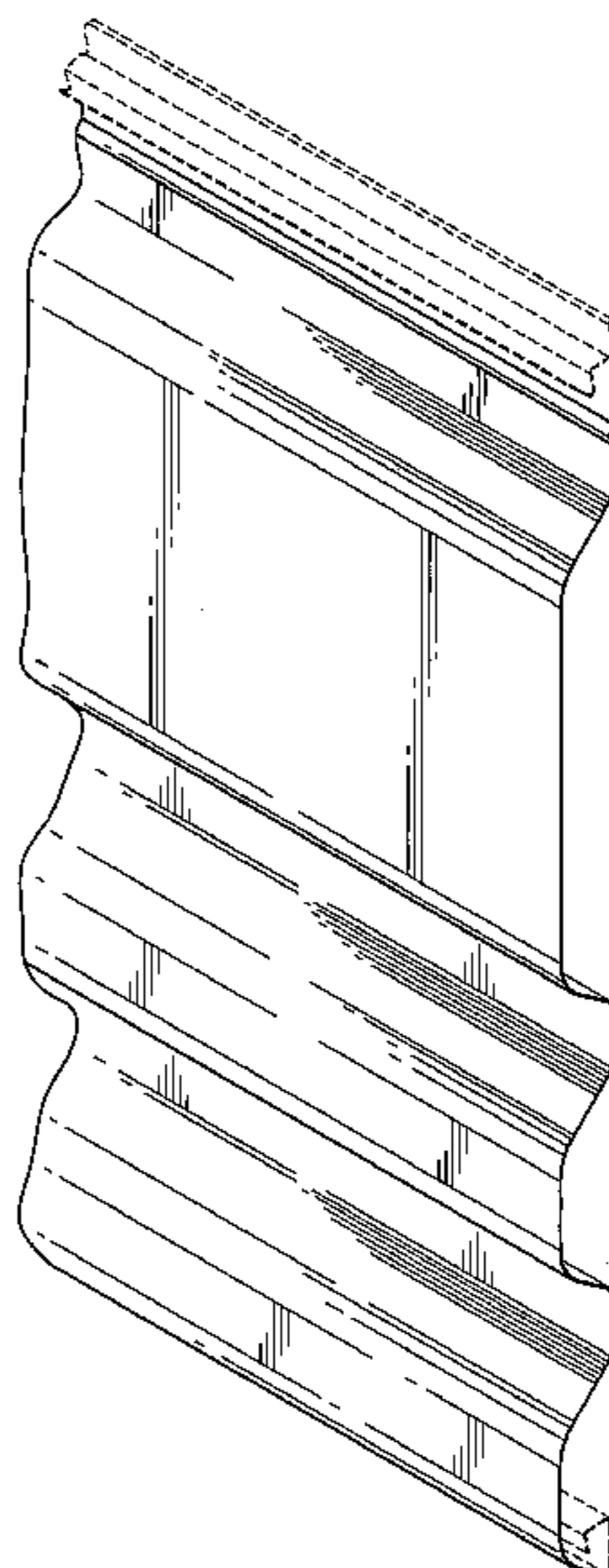
FIG. 5 is a top plan view thereof;

FIG. 6 is a bottom plan view thereof; and,

FIG. 7 is a perspective view of two wall panels interengaged with one another.

The broken lines are for illustrative purposes only and form no part of the claimed design. The claimed design is broken on one side to indicate indefinite length.

1 Claim, 4 Drawing Sheets



(56)

References Cited

U.S. PATENT DOCUMENTS

3,656,515 A 4/1972 Wögerbauer et al.
 3,733,232 A 5/1973 Payne
 D234,437 S * 3/1975 Craik D25/125
 3,906,696 A 9/1975 Poter et al.
 4,176,503 A 12/1979 Ting
 4,195,459 A 4/1980 Anderson
 D256,620 S 8/1980 Madsen
 4,223,503 A 9/1980 Hague
 D259,143 S 5/1981 Aktinson
 4,267,679 A 5/1981 Thompson
 4,283,897 A 8/1981 Thompson
 4,295,304 A 10/1981 Kim
 4,373,312 A 2/1983 Kim
 4,400,922 A 8/1983 Boyer
 4,466,224 A 8/1984 Hague
 4,467,582 A 8/1984 Hague
 4,577,445 A 3/1986 Price
 4,580,384 A 4/1986 Hutcheson
 4,941,304 A 7/1990 Lewellin
 5,020,295 A 6/1991 Haines et al.
 5,072,563 A 12/1991 Menegoli
 5,425,210 A 6/1995 Zafir
 5,524,409 A 6/1996 Kaiser
 5,581,955 A 12/1996 Gleave
 D380,281 S 6/1997 Menz
 5,697,197 A 12/1997 Simpson
 5,725,201 A 3/1998 Parth
 5,749,282 A 5/1998 Brow et al.
 5,775,042 A 7/1998 Mowery et al.
 5,784,846 A 7/1998 Godschalx
 D404,504 S 1/1999 Dickey
 5,875,592 A 3/1999 Allman et al.
 5,878,534 A 3/1999 Gleave
 5,885,154 A 3/1999 Napadow et al.
 5,890,328 A 4/1999 Gleave
 D421,137 S 2/2000 Marshall
 D421,807 S 3/2000 Reid
 D426,321 S 6/2000 Lockwood
 6,085,485 A 7/2000 Murdock
 6,088,992 A 7/2000 Nunley
 6,108,993 A 8/2000 Hageman
 6,141,932 A 11/2000 Tarrant
 6,205,725 B1 3/2001 Butler
 D443,078 S 5/2001 Wilson
 6,240,682 B1 6/2001 James et al.

6,250,036 B1 6/2001 Nurley et al.
 6,253,511 B1 7/2001 Boyer
 D479,751 S 9/2003 Schofield
 6,627,128 B1 9/2003 Boyer
 D511,848 S 11/2005 Ciepliski
 6,968,659 B2 11/2005 Boyer
 7,007,433 B2 3/2006 Boyer
 D526,724 S 8/2006 Chuang
 D526,726 S 8/2006 Bragg et al.
 D527,834 S 9/2006 Thimons et al.
 D538,948 S 3/2007 Thimons et al.
 7,678,219 B2 3/2010 Thompson et al.
 7,748,181 B1 7/2010 Guinn
 2003/0029113 A1 2/2003 Wetzel et al.
 2003/0033767 A1 2/2003 Mead
 2004/0007150 A1 1/2004 Gleave
 2005/0081477 A1 4/2005 St. Quinton
 2005/0124190 A1 6/2005 Mead
 2006/0016135 A1 1/2006 Mead
 2006/0059836 A1 3/2006 Monsieur
 2007/0000623 A1 1/2007 Manser
 2007/0068113 A1 3/2007 St. Quinton
 2008/0029209 A1 2/2008 Thompson et al.
 2008/0127586 A1 6/2008 Carolan
 2008/0271399 A1 11/2008 Carolan
 2008/0295441 A1 12/2008 Carolan et al.
 2009/0025335 A1 1/2009 Flynn et al.
 2009/0301022 A1 12/2009 Rockwell et al.
 2010/0088988 A1 4/2010 Gaudreau

FOREIGN PATENT DOCUMENTS

FR 1 392 017 3/1965
 GB 2 227 712 8/1990
 GB 2 297 986 8/1996

OTHER PUBLICATIONS

Centria Architectural Systems, Concept Series Panels Horizontal Application, Jan. 2008, p. CSH-02.
 Centria Architectural Systems, Concept Series Panels Vertical Application, Jan. 2008, p. CSV-02.
 Whirlwind Building Components, shadow Wall Panel Pricing, Jan. 1, 2000, p. SWP-1.
 Atas, Multi Purpose Panels, Mar. 23, 2010, pp. 1 and 2. <http://www.atas.com/Products/Roof/ThroughFastenedPanel/MultiPurposePanel/tabid/84/Default.aspx>.

* cited by examiner

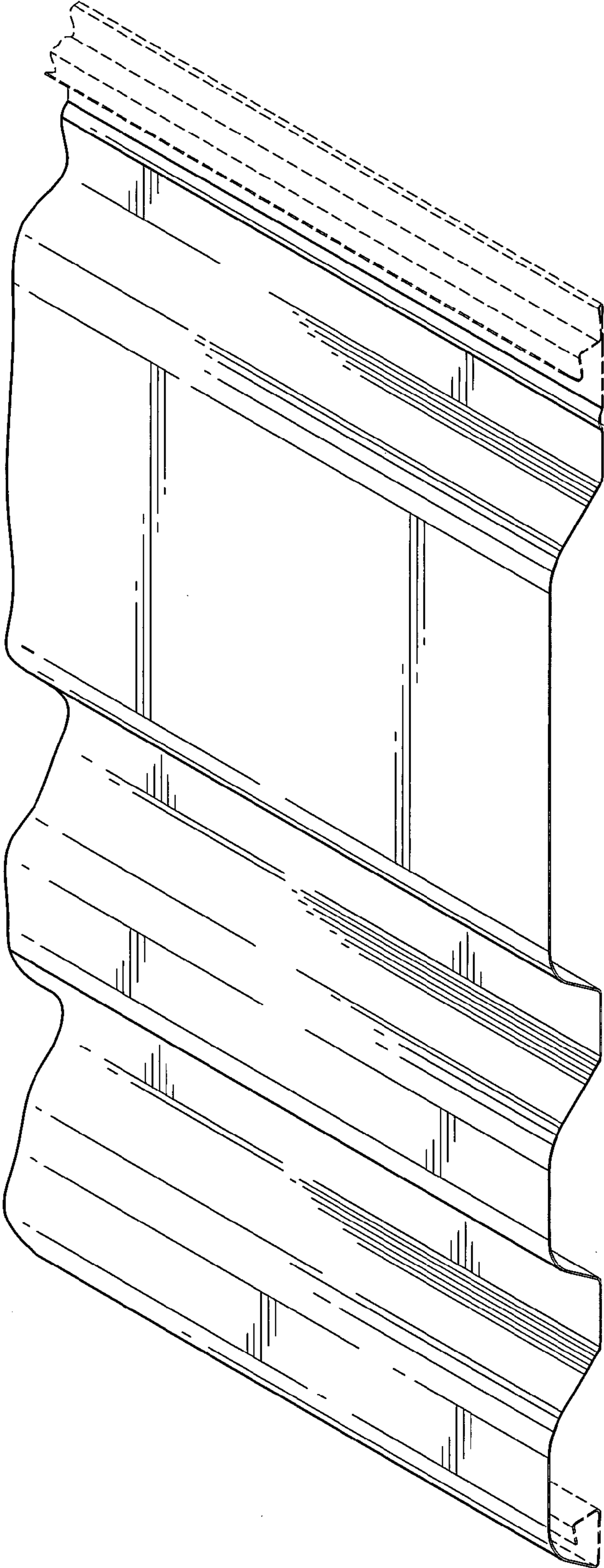


FIG. 1

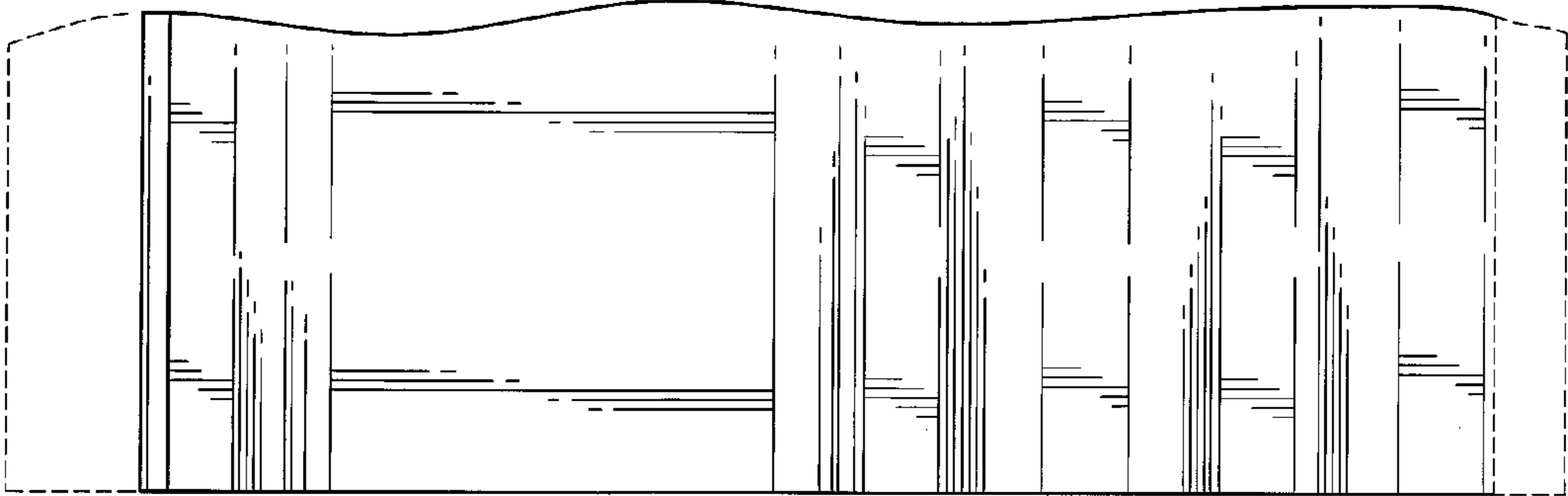


FIG. 4




FIG. 2

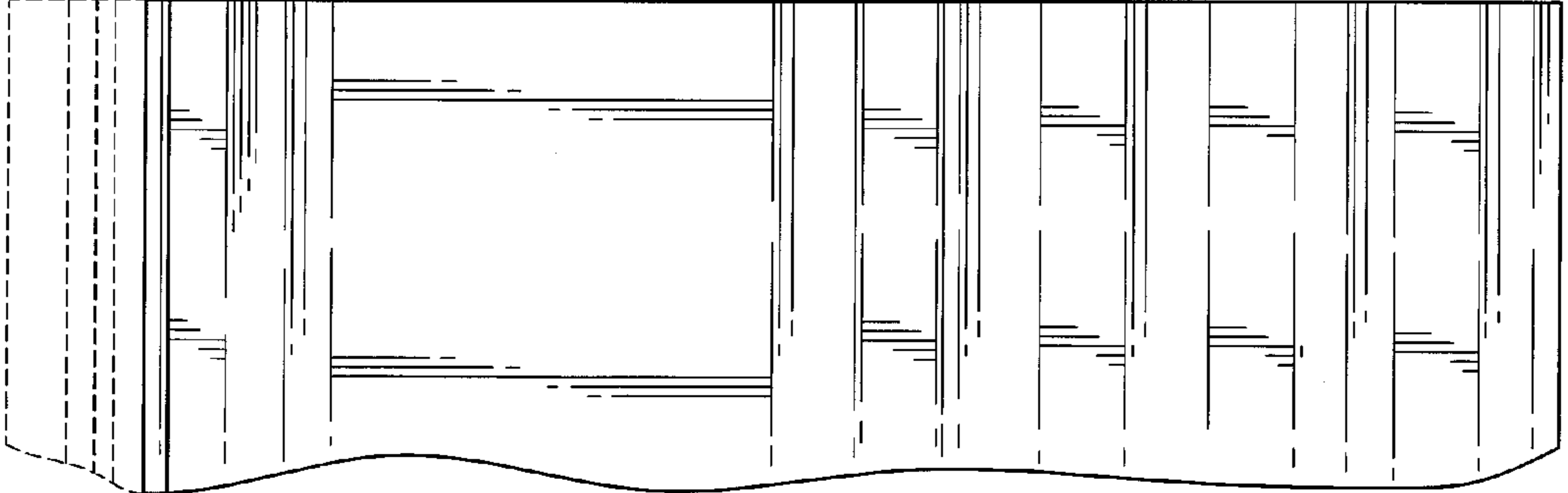


FIG. 3

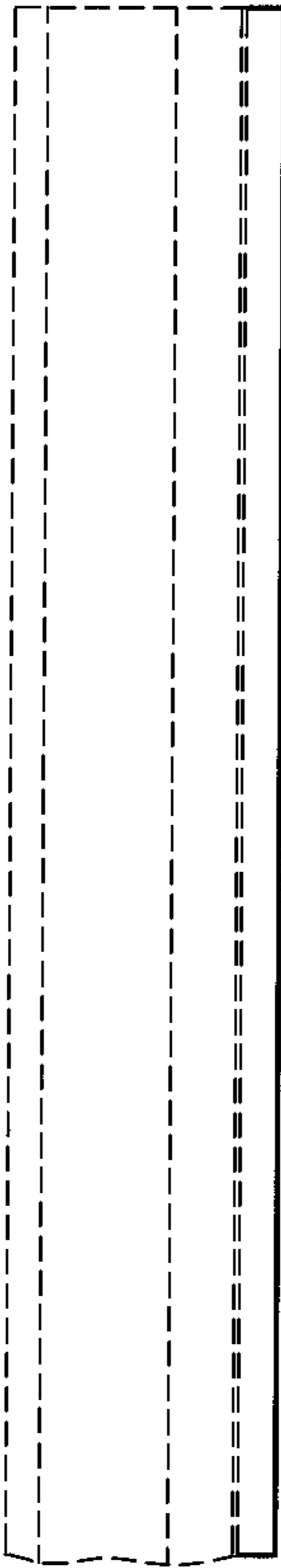


FIG. 5




FIG. 6

FIG. 7

