

US00D698931S

(12) **United States Design Patent**
Wang

(10) **Patent No.:** **US D698,931 S**

(45) **Date of Patent:** **** Feb. 4, 2014**

(54) **HAND WARMER**

(56)

References Cited

(75) Inventor: **Hao Wang**, Shenzhen (CN)

U.S. PATENT DOCUMENTS

(73) Assignee: **Avinst Co., Limited**, Hong Kong (HK)

D246,173	S	*	10/1977	Levin	D24/200
D281,817	S	*	12/1985	Hakanson et al.	D24/200
D282,968	S	*	3/1986	Dickhudt	D24/200
4,586,506	A	*	5/1986	Nangle	607/112
D290,095	S	*	6/1987	Montalbano et al.	D24/200
D323,561	S	*	1/1992	Bartelt et al.	D24/200
D350,205	S	*	8/1994	Yamasaki et al.	D24/200
D350,206	S	*	8/1994	Mochida	D24/200
D363,553	S	*	10/1995	Lee	D24/200
6,109,256	A	*	8/2000	Sardi	126/204
7,052,167	B2	*	5/2006	Vanderschuit	362/572
7,731,688	B2	*	6/2010	Park	604/113
D639,973	S	*	6/2011	Hughes	D24/206

(**) Term: **14 Years**

(21) Appl. No.: **29/408,171**

(22) Filed: **Dec. 7, 2011**

* cited by examiner

(30) **Foreign Application Priority Data**

Jun. 9, 2011 (HK) 1100940.6M001

Primary Examiner — David Muller

(51) **LOC (10) Cl.** **24-04**

(57) **CLAIM**

(52) **U.S. Cl.**

The ornamental design for a hand warmer, as shown and described.

USPC **D24/206**

DESCRIPTION


(58) **Field of Classification Search**

USPC D24/206–208, 189–192, 118; 602/1–7, 602/17–27, 61–66, 74, 30; 128/112.1, 128/117.1, 95.1, 96.1, 97.1, 100.1, 101.1, 128/876; 606/204, 27; 607/96, 108, 109, 607/111, 112; D29/121.2, 122, 101.2, D29/101.5, 120.1, 121.1; D3/327; D9/707; 601/15, DIG. 1; 126/204

FIG. 1 is a front elevation view of the hand warmer of my new design;
FIG. 2 is a left side elevation view thereof;
FIG. 3 is a top plan view thereof; and,
FIG. 4 is a bottom plan view thereof.
The broken lines in FIG. 3 and FIG. 4 form no part of the claimed design.

See application file for complete search history.

1 Claim, 3 Drawing Sheets






FIG. 1

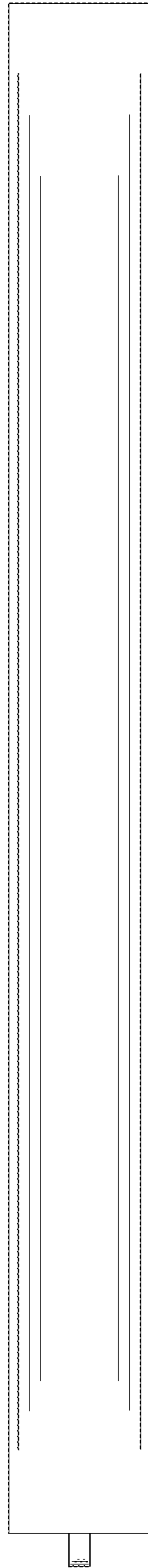


FIG. 2

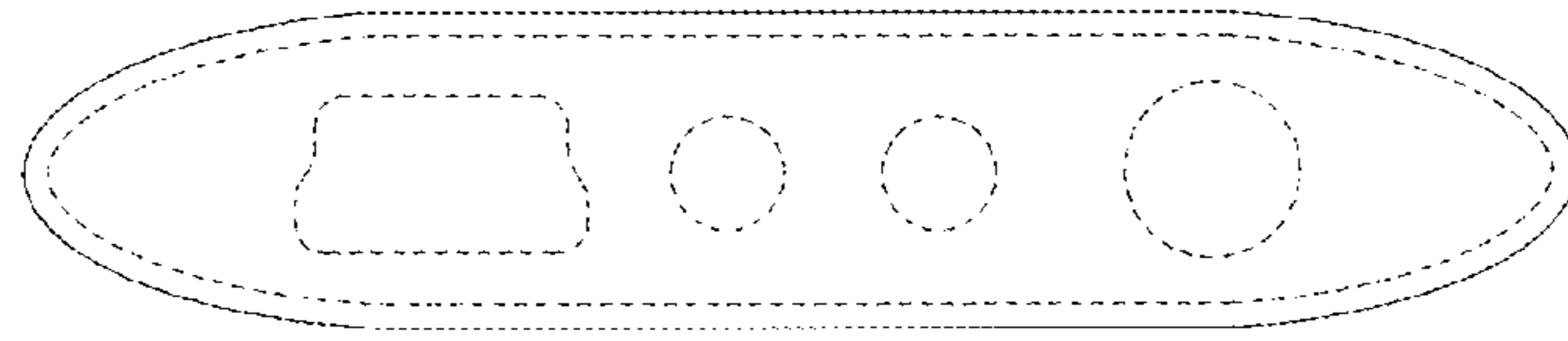


FIG. 3

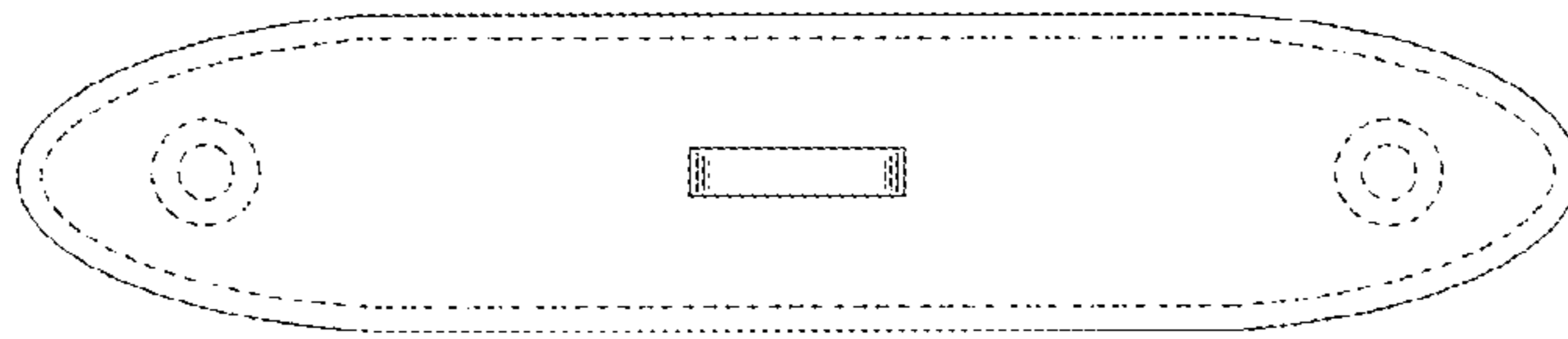


FIG. 4