



US00D698918S

(12) **United States Design Patent**  
**Leiner et al.**

(10) **Patent No.:** **US D698,918 S**  
(45) **Date of Patent:** **\*\* Feb. 4, 2014**

- (54) **COMPOSITE SYRINGE**
- (75) Inventors: **Uwe Leiner**, Midlum (DE); **Manfred Thomas Plaumann**, Cuxhaven (DE)
- (73) Assignee: **VOCO GmbH**, Cuxhaven (DE)
- (\*\*) Term: **14 Years**
- (21) Appl. No.: **29/402,161**
- (22) Filed: **Sep. 21, 2011**
- (51) **LOC (10) Cl.** ..... **24-02**
- (52) **U.S. Cl.**  
USPC ..... **D24/114**
- (58) **Field of Classification Search**  
USPC ..... D24/112–114, 133, 186, 104, 130, 127,  
D24/152; 606/181, 185, 92; 604/264, 272,  
604/115, 232, 187, 158, 164.08, 192, 263,  
604/163, 181, 184, 198, 227, 211  
See application file for complete search history.

- D612,043 S \* 3/2010 Young et al. .... D24/112
- D635,248 S \* 3/2011 Coale ..... D24/114
- D657,867 S \* 4/2012 Effenberger ..... D24/114

**OTHER PUBLICATIONS**

3M, Syringe, Mar. 23, 2011; pp. 1-8.

\* cited by examiner

*Primary Examiner* — David Muller

(74) *Attorney, Agent, or Firm* — Duane Morris LLP; J. Rodman Steele, Jr.; Gregory M. Lefkowitz

(57) **CLAIM**

The ornamental design for a composite syringe, as shown and described.

**DESCRIPTION**

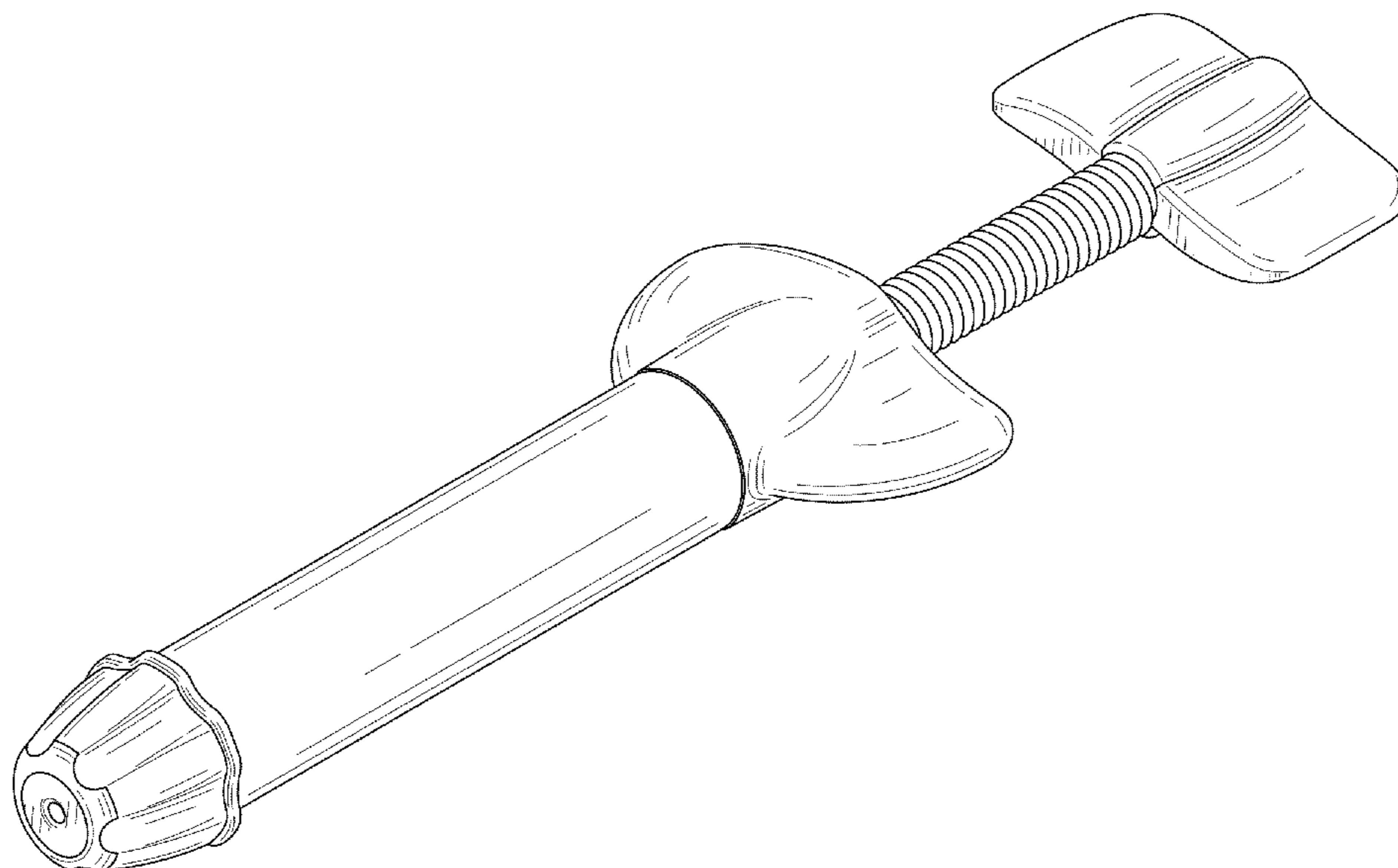
FIG. 1 is a front perspective view of a composite syringe in accordance with the new design;  
 FIG. 2 is a front elevation view thereof, the rear elevation view being a mirror image;  
 FIG. 3 is a right side elevation view thereof, the left side elevation view being a mirror image;  
 FIG. 4 is a top perspective view thereof;  
 FIG. 5 is a bottom perspective view thereof;  
 FIG. 6 is a top plan view thereof; and,  
 FIG. 7 is a bottom plan view thereof.  
 The rear elevational view of the new design is identical to the front elevational view thereof.  
 The left side elevational view of the new design is identical to the right side elevational view thereof.

**1 Claim, 5 Drawing Sheets**

(56) **References Cited**

**U.S. PATENT DOCUMENTS**

- D274,838 S \* 7/1984 Shadwell ..... D24/114
- D287,877 S \* 1/1987 Holewinski et al. .... D24/114
- D328,643 S \* 8/1992 Mitchell ..... D24/114
- D419,236 S \* 1/2000 Carlson et al. .... D24/114
- D448,844 S \* 10/2001 Reis ..... D24/114
- D470,934 S \* 2/2003 Pierson et al. .... D24/114
- 6,569,122 B2 \* 5/2003 Fischer et al. .... 604/211
- 6,793,660 B2 \* 9/2004 Kerr et al. .... 606/92
- D511,211 S \* 11/2005 Dixon et al. .... D24/114
- D517,209 S \* 3/2006 Burton et al. .... D24/130



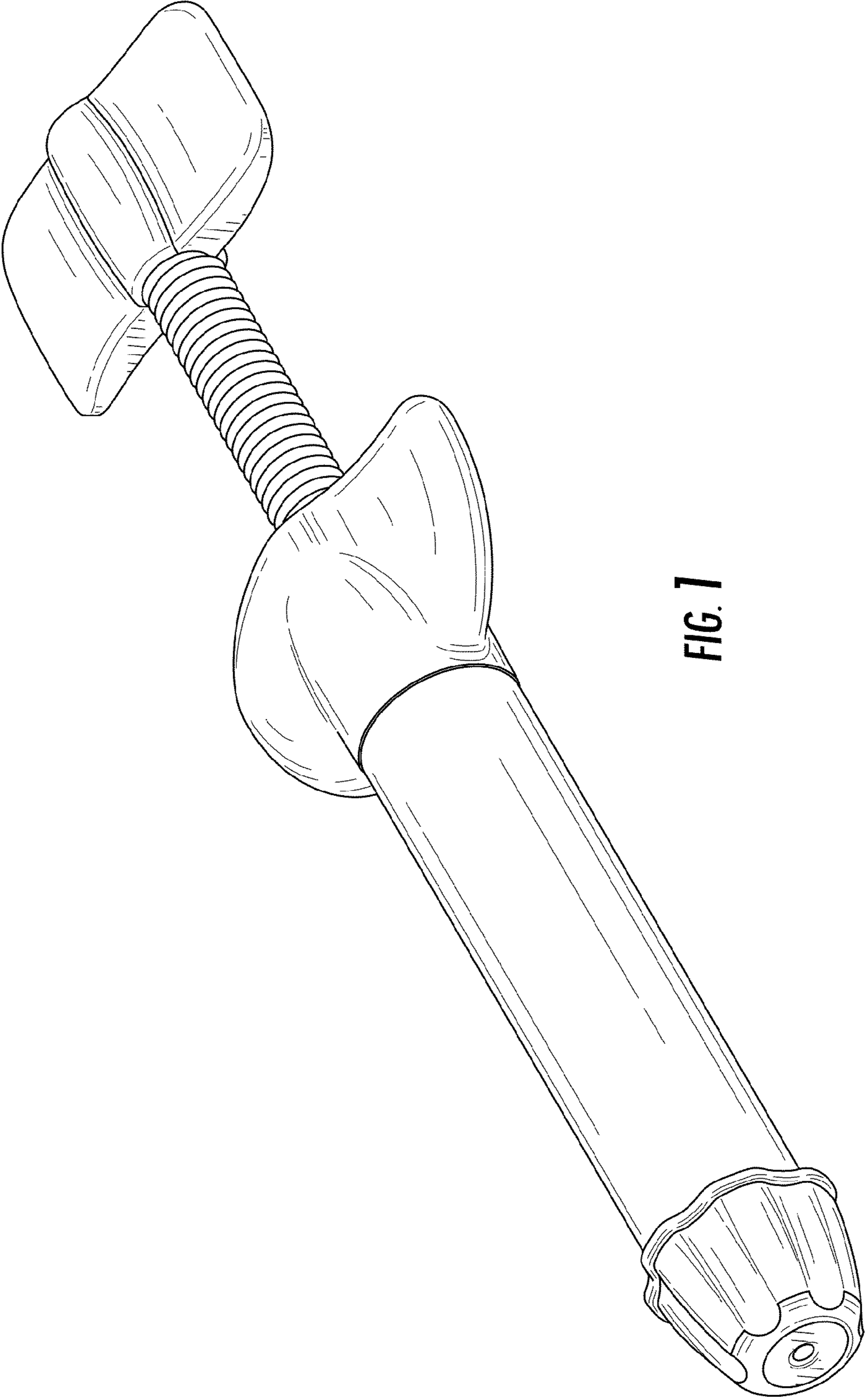


FIG. 1

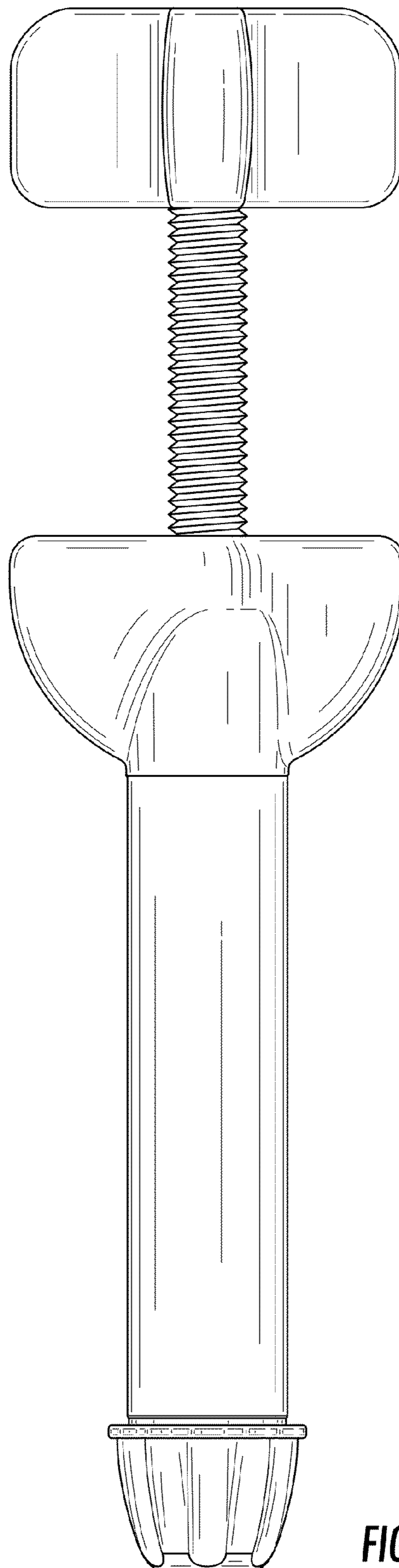
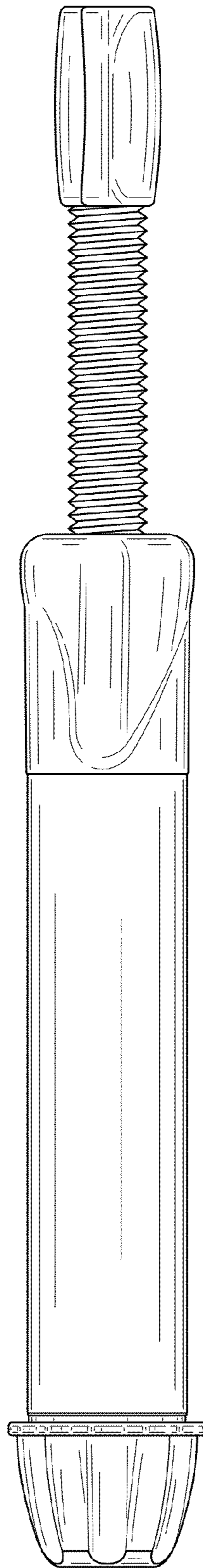


FIG. 2



**FIG. 3**

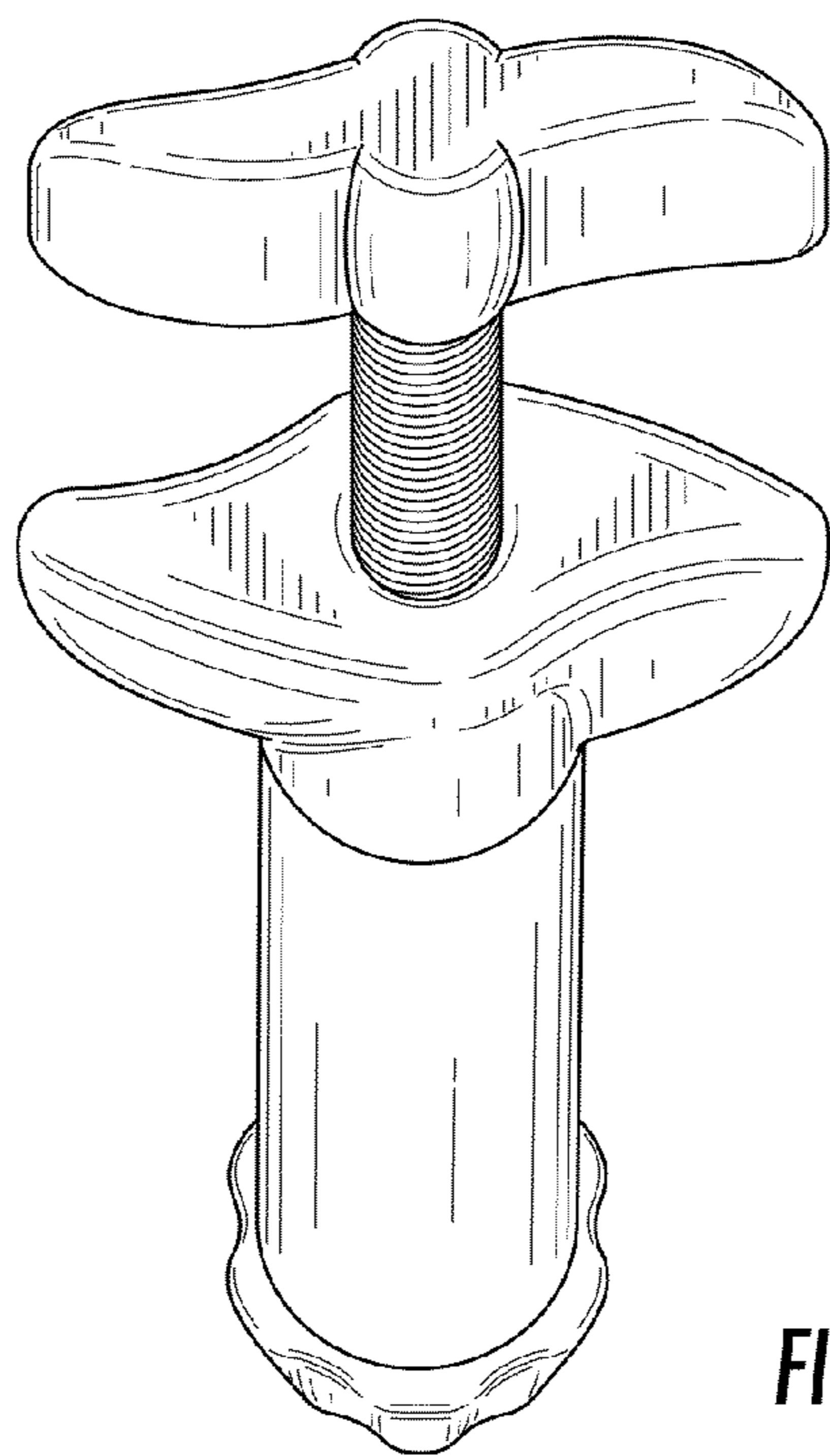


FIG. 4

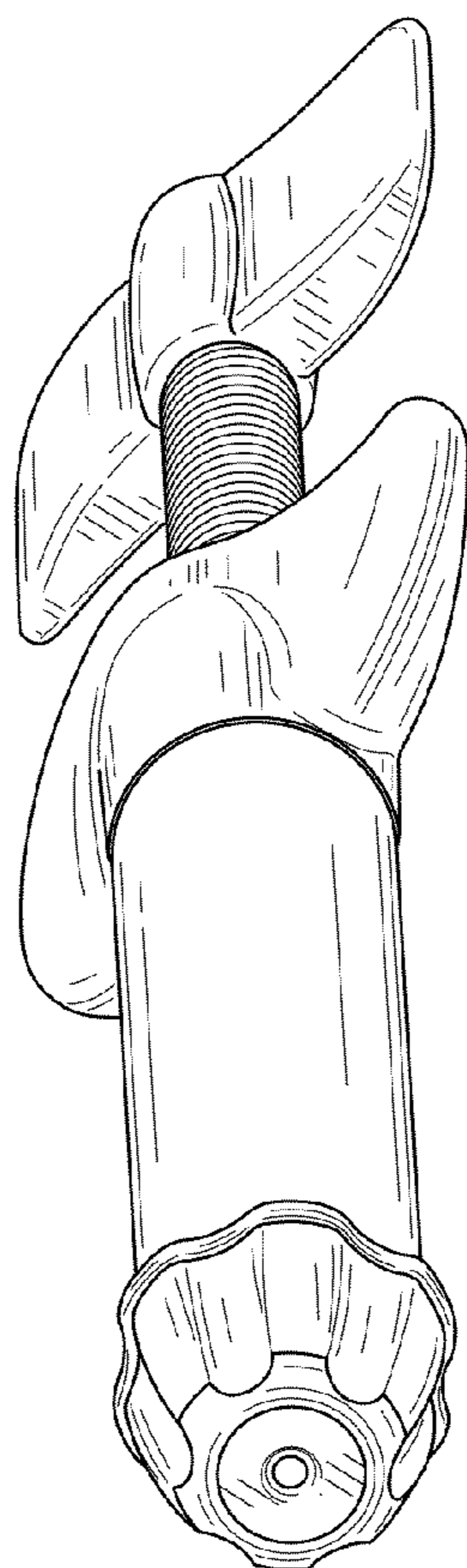
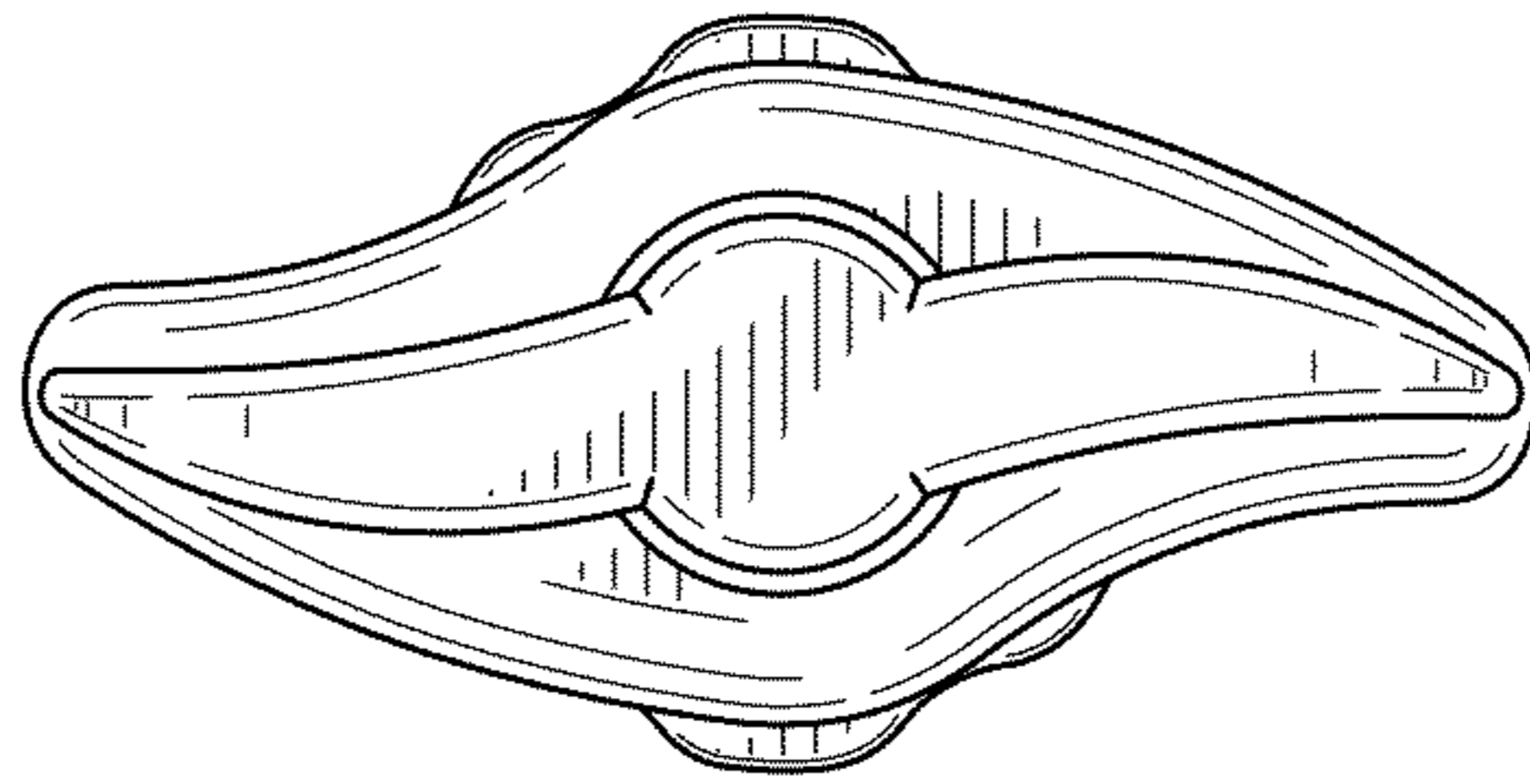
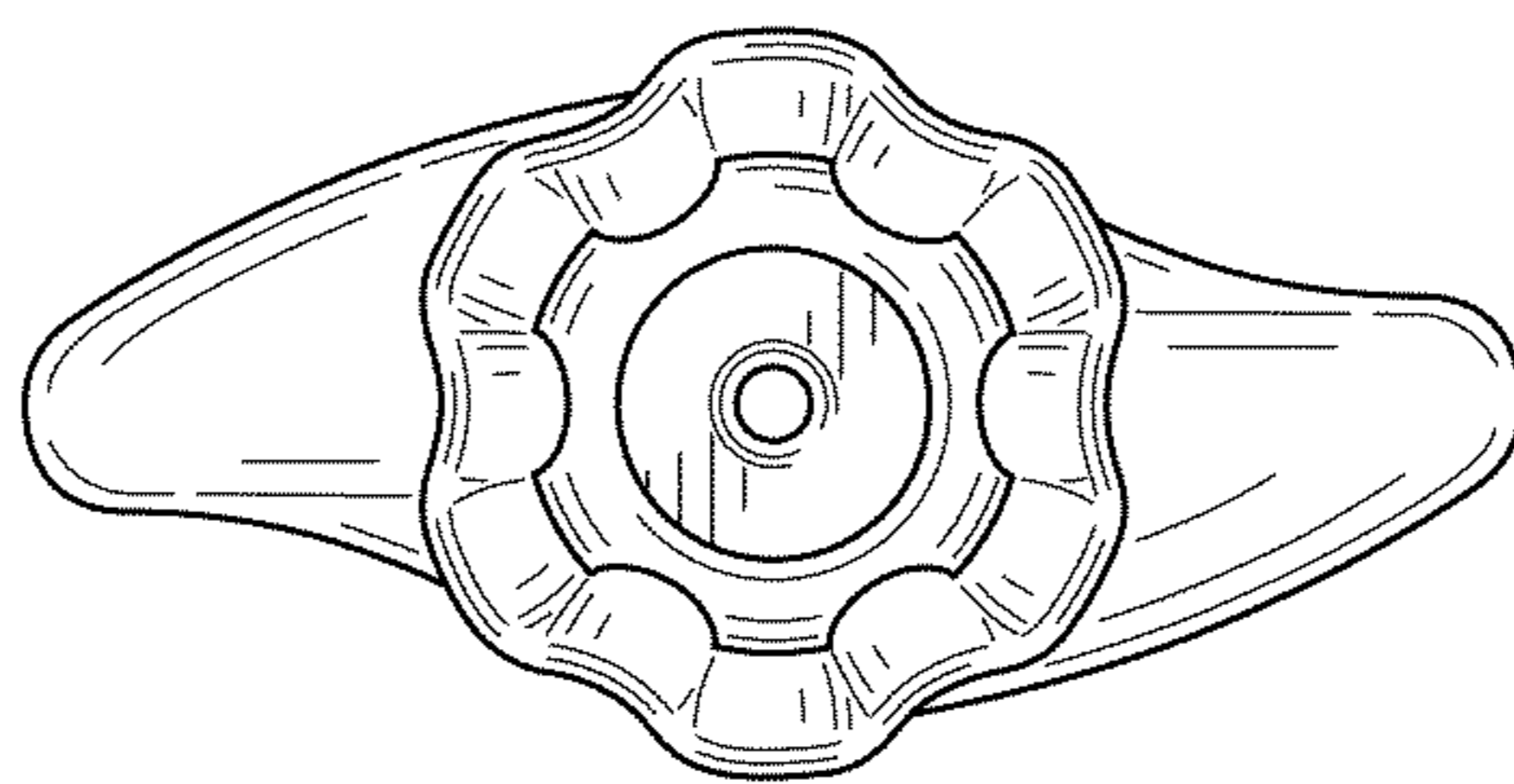


FIG. 5



**FIG. 6**



**FIG. 7**