

US00D698911S

(12) **United States Design Patent**
Garbusi et al.

(10) **Patent No.:** **US D698,911 S**

(45) **Date of Patent:** **** Feb. 4, 2014**

(54) **DIFFUSER EVAPORATOR OF ACTIVE SUBSTANCE**

(71) Applicant: **Zobe Holding S.p.A.**, Trento (IT)

(72) Inventors: **Marco Garbusi**, Lerici (IT); **Fabio Marchetti**, Povo (IT); **Danilo Rossi**, Trento (IT)

(73) Assignee: **Zobe Holding S.p.A.**, Trento (IT)

(**) Term: **14 Years**

(21) Appl. No.: **29/462,925**

(22) Filed: **Aug. 9, 2013**

(30) **Foreign Application Priority Data**

Feb. 14, 2013 (EP) 002184150-0001

(51) **LOC (10) Cl.** **28-99**

(52) **U.S. Cl.**
USPC **D23/366**

(58) **Field of Classification Search**

USPC D23/355-369; D28/5, 6; 261/DIG. 17, 261/DIG. 42, DIG. 65, DIG. 88, DIG. 89; 392/386, 390, 394, 395; 239/34, 44, 239/53, 55, 56, 326; D26/14, 17, 98, 9, 22, D26/24; D11/131.1; D7/509, 522, 524, 537

See application file for complete search history.

(56) **References Cited**

U.S. PATENT DOCUMENTS

D288,003	S	*	1/1987	Hoyt	D23/366
D332,138	S	*	12/1992	Lonker et al.	D23/366
D373,822	S	*	9/1996	Leonard et al.	D23/366
D374,713	S	*	10/1996	Ford et al.	D23/364
D396,275	S	*	7/1998	Pearson	D23/355
D456,070	S	*	4/2002	Garman	D23/364
D457,230	S	*	5/2002	Huang	D23/364
D508,285	S	*	8/2005	Velicescu	D23/366
D606,185	S	*	12/2009	Wefler et al.	D23/366
D638,531	S	*	5/2011	Irwin et al.	D23/366
D642,667	S	*	8/2011	Irwin et al.	D23/366
D674,886	S	*	1/2013	Irwin et al.	D23/366

* cited by examiner

Primary Examiner — Sandra Snapp

(74) *Attorney, Agent, or Firm* — Young & Thompson

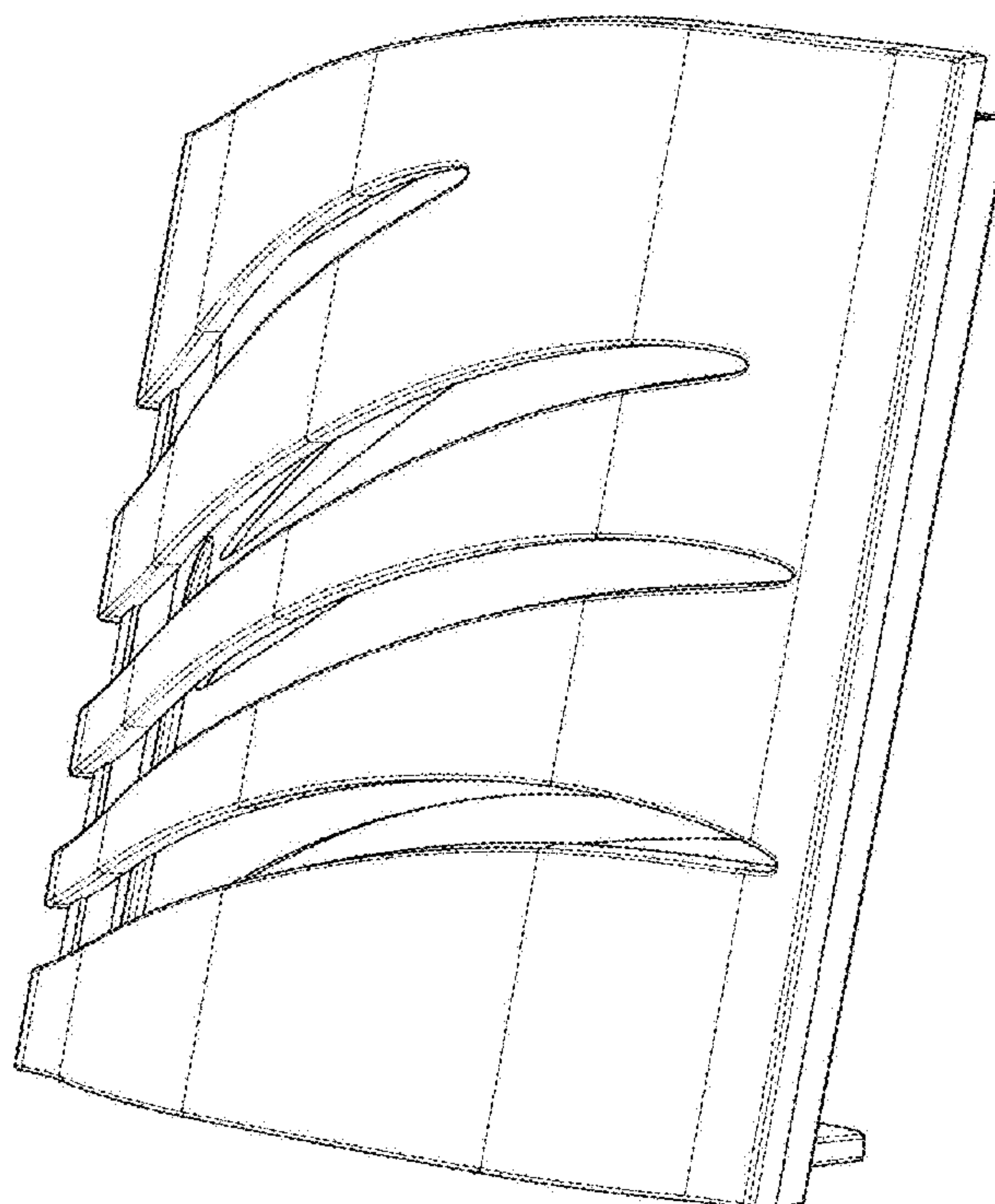
(57) **CLAIM**

The ornamental design for a diffuser evaporator of active substance, as shown and described.

DESCRIPTION

FIG. 1 is a rear, left side, and top perspective view of a diffuser evaporator of active substance showing the new design; FIG. 2 is a rear elevation view thereof; FIG. 3 is a bottom plan view thereof; FIG. 4 is a front, left side view thereof; FIG. 5 is a front elevation view thereof; FIG. 6 is a left side elevation view thereof; and, FIG. 7 is a top plan view thereof.

1 Claim, 7 Drawing Sheets



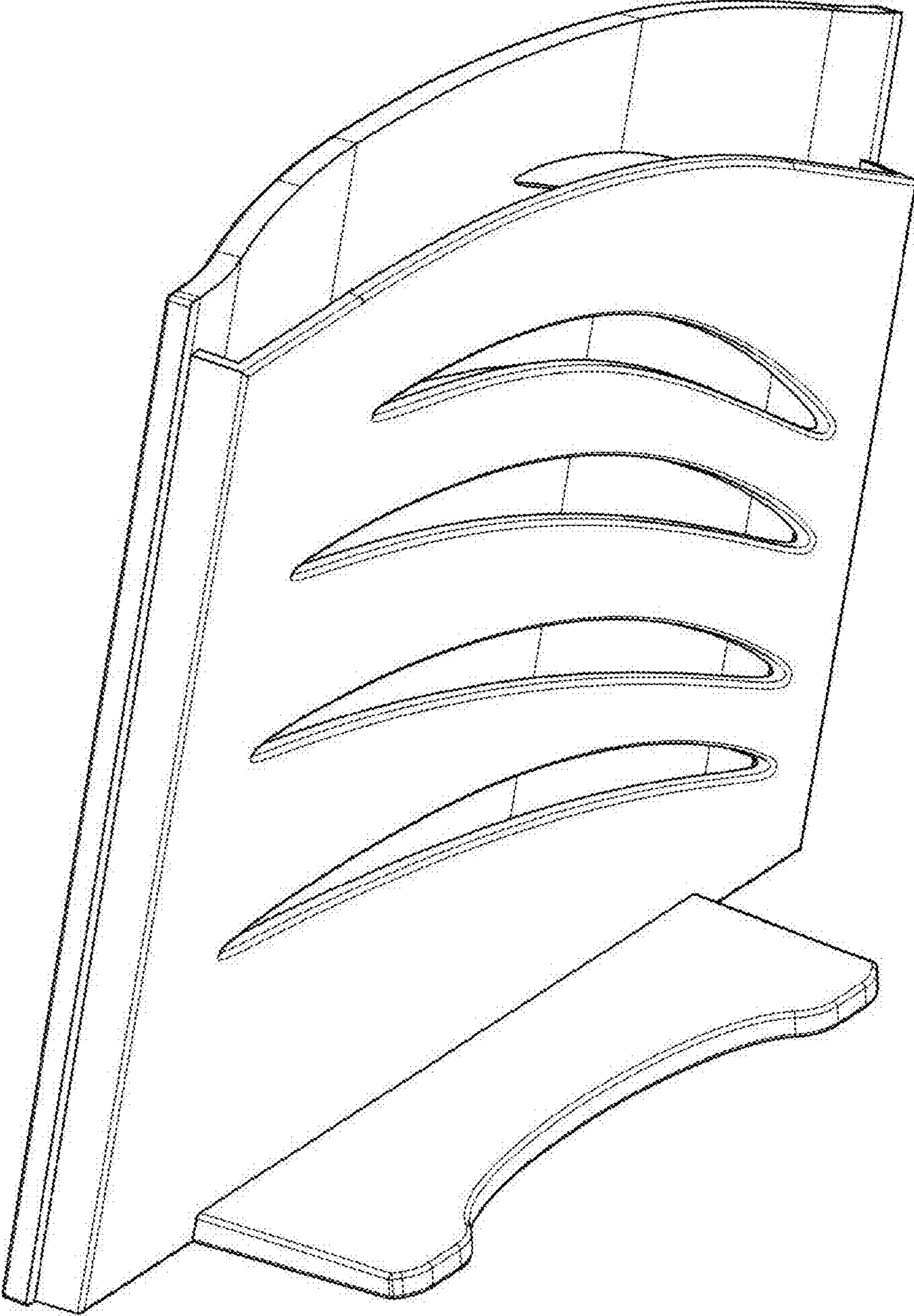


Fig. 1

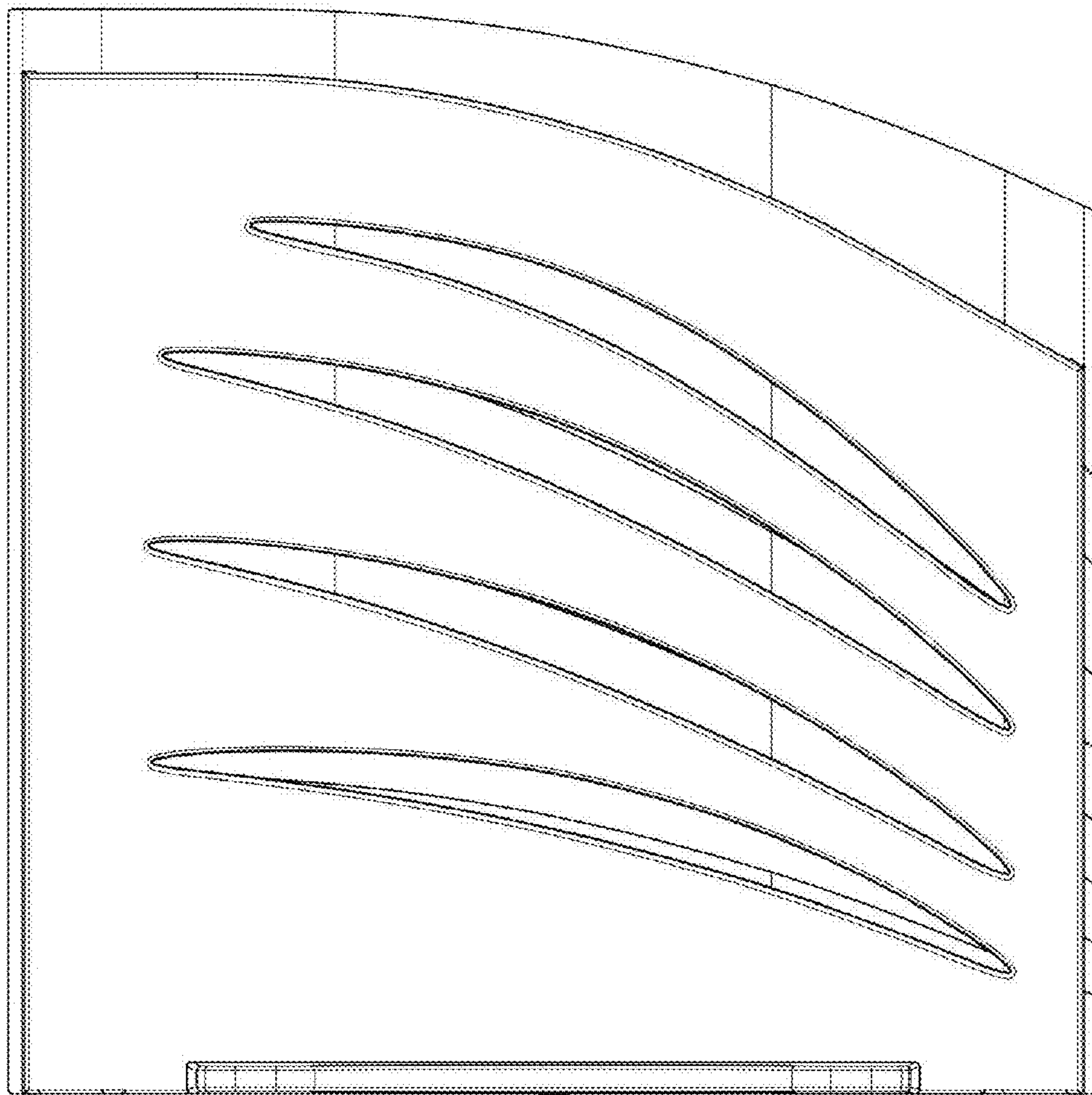


Fig. 2

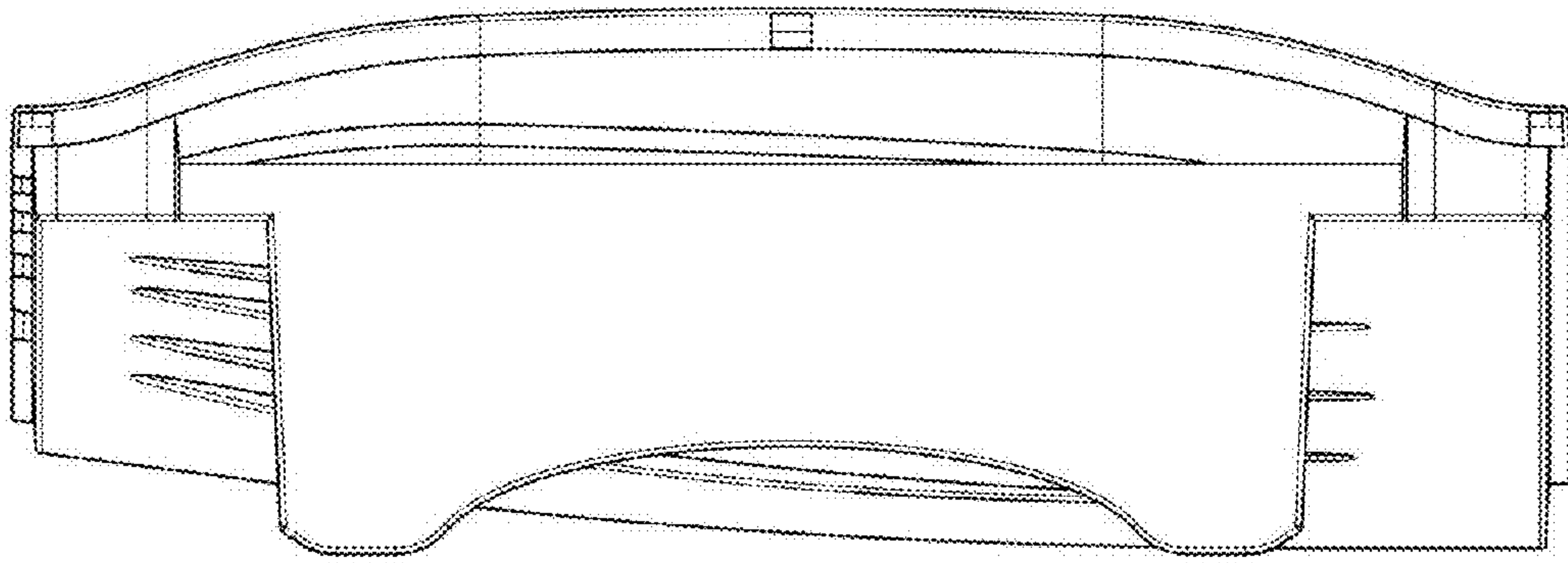


Fig. 3




Fig. 4

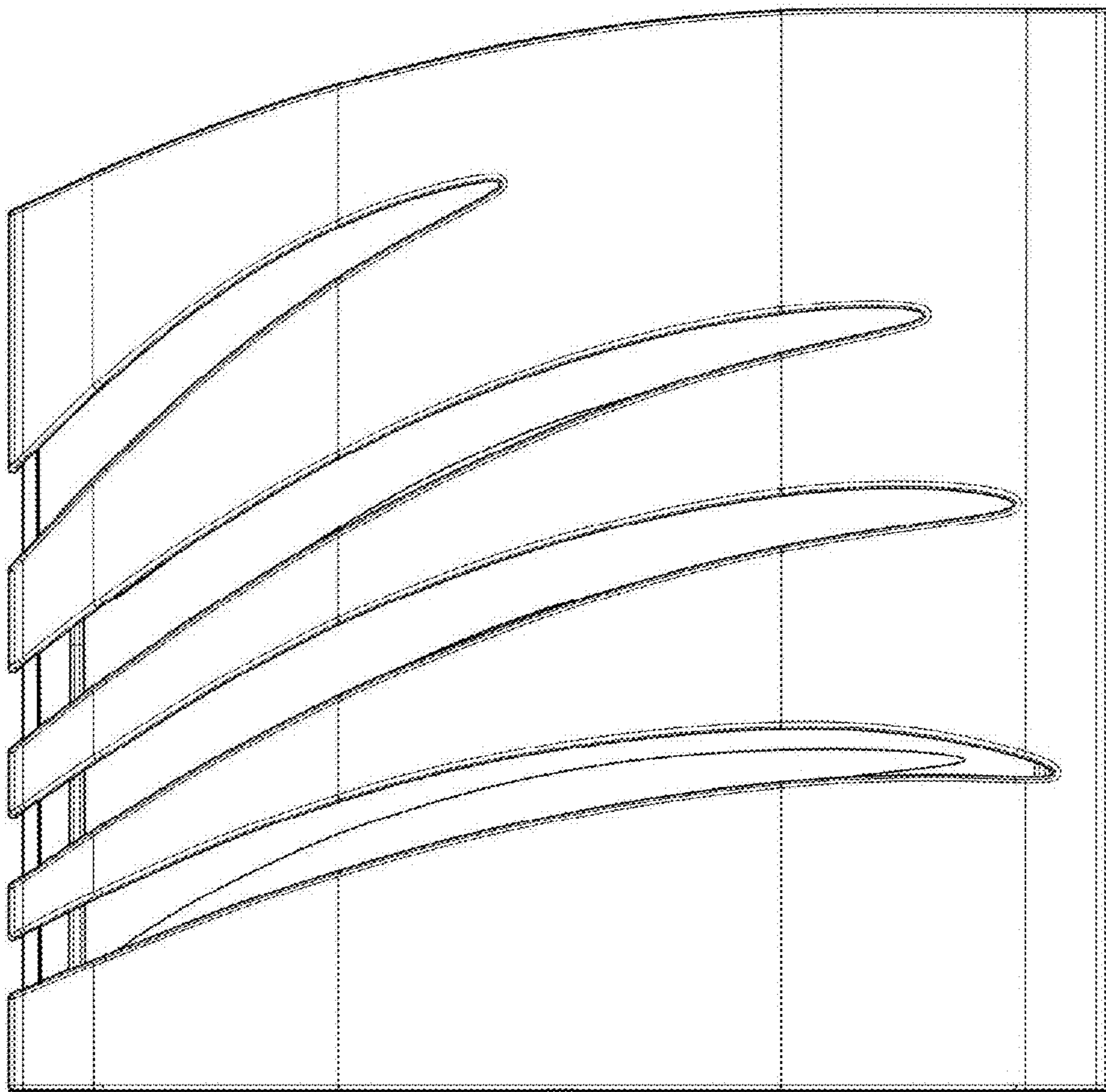


Fig. 5

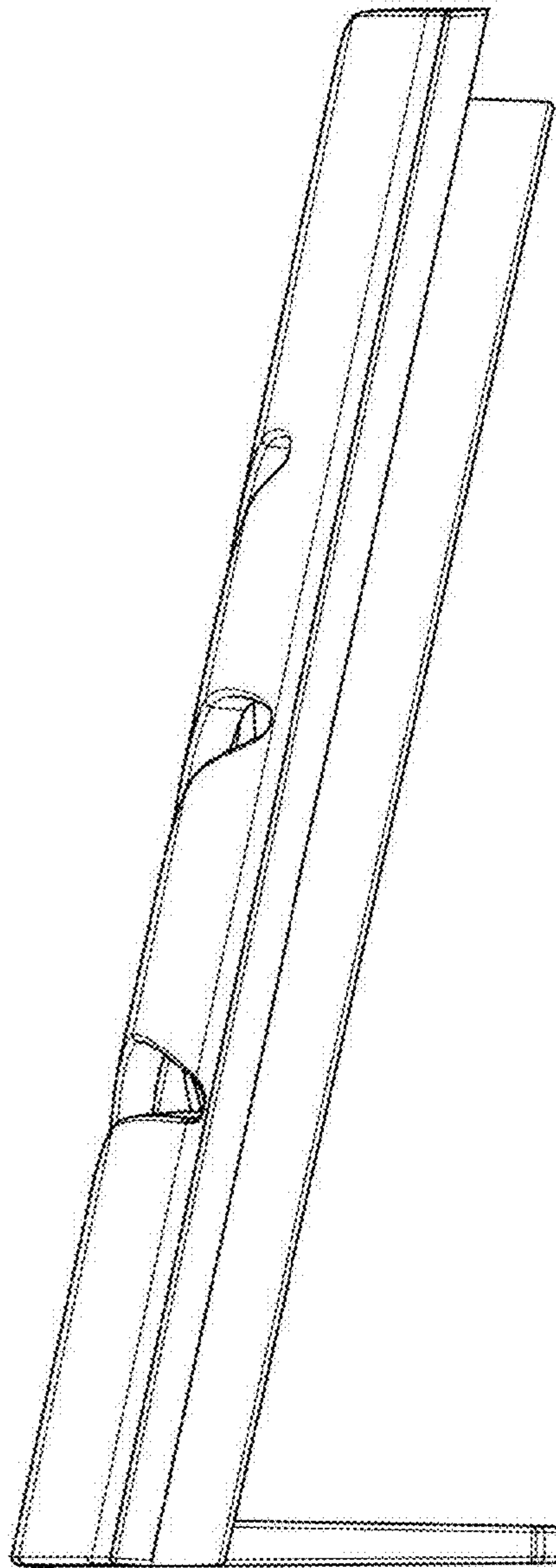


Fig. 6




Fig. 7