

US00D698907S

(12) **United States Design Patent**
Portilla

(10) **Patent No.:** **US D698,907 S**
(45) **Date of Patent:** **** Feb. 4, 2014**

- (54) **GRIPPING COVER FOR GRAB BAR**
- (71) Applicant: **Maria Portilla**, Coral Springs, FL (US)
- (72) Inventor: **Maria Portilla**, Coral Springs, FL (US)
- (**) Term: **14 Years**
- (21) Appl. No.: **29/465,859**
- (22) Filed: **Sep. 2, 2013**

D565,708	S	*	4/2008	Genord et al.	D23/304
D630,768	S	*	1/2011	Witiak	D25/41.1
D637,700	S	*	5/2011	Antoniello	D23/304
8,108,956	B2	*	2/2012	Forrest	4/576.1
8,122,530	B1	*	2/2012	Bailey et al.	4/576.1
D676,698	S	*	2/2013	Yang	D6/586

* cited by examiner

Primary Examiner — Robert Delehanty
(74) *Attorney, Agent, or Firm* — Nancy J. Flint, Esq.; Nancy J Flint, Attorney At Law, P.A.

Related U.S. Application Data

- (62) Division of application No. 29/418,787, filed on Apr. 20, 2012, now Pat. No. Des. 689,172.
- (51) **LOC (10) Cl.** **23-02**
- (52) **U.S. Cl.**
USPC **D23/304**
- (58) **Field of Classification Search**
USPC D23/303–305; D21/576, 619, 657, 658,
D21/617–618; 4/576.1–577.1; D8/303, 305,
D8/315–316
See application file for complete search history.

(57) **CLAIM**

The ornamental design for a gripping cover for grab bar, as shown and described.

DESCRIPTION

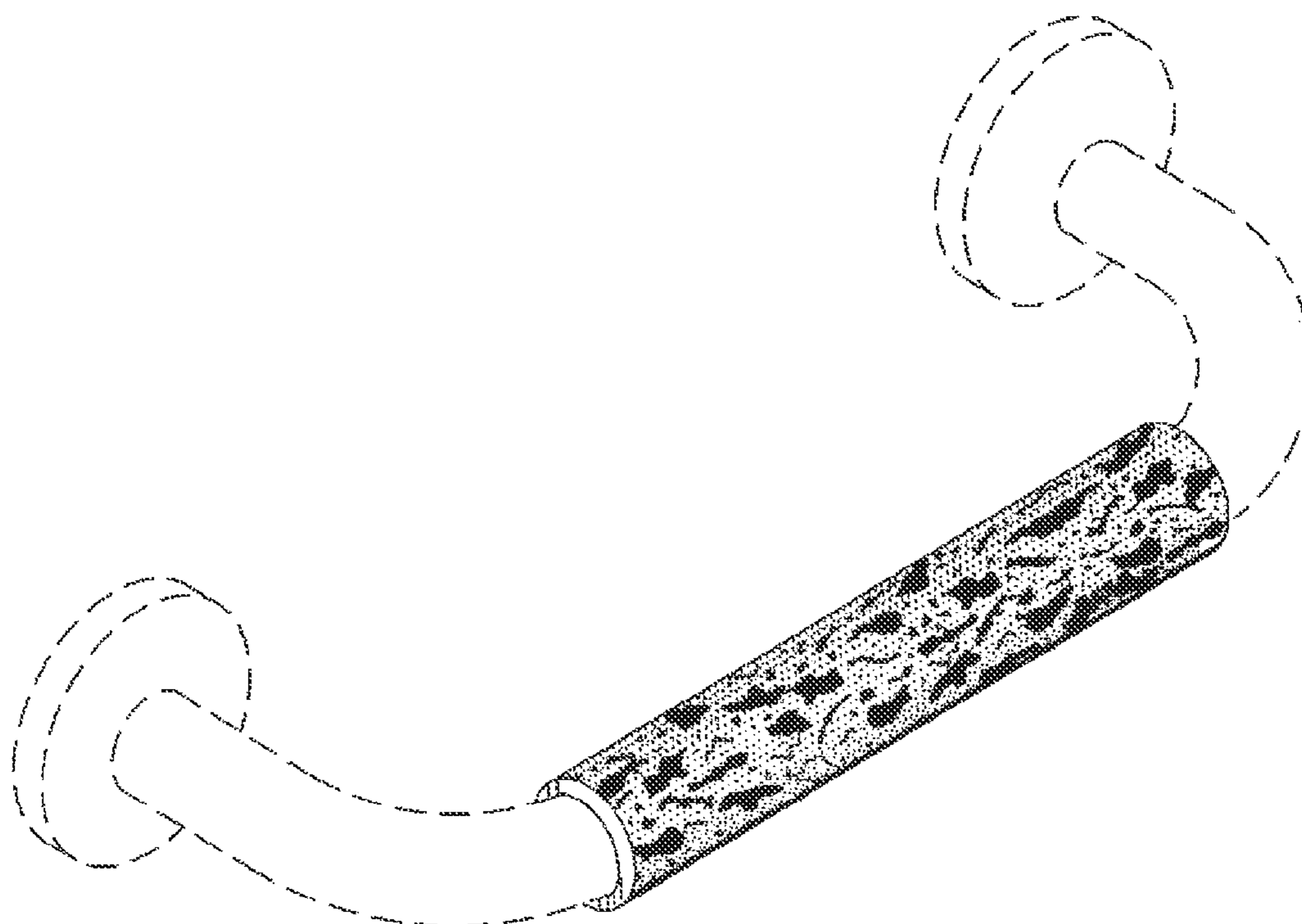
FIG. 1 is a front perspective view of a gripping cover for grab bar showing my new design;
FIG. 2 is a top view of a gripping cover for grab bar;
FIG. 3 is a front view of a gripping cover for grab bar;
FIG. 4 is a right side view of a gripping cover for grab bar;
and,
FIG. 5 is a bottom view of a gripping cover for grab bar.
Left side views not shown are mirror images of right side views. Any broken lines illustrative of environmental structure in the drawings are not part of the design sought to be patented.

(56) **References Cited**

U.S. PATENT DOCUMENTS

1,969,958	A	*	8/1934	Alder	4/577.1
2,269,420	A	*	1/1942	Anderson et al.	4/577.1
5,306,217	A	*	4/1994	Bracone	4/577.1
5,417,628	A	*	5/1995	Vanderbleek	482/40
D554,643	S	*	11/2007	McCarty et al.	D14/436

1 Claim, 2 Drawing Sheets



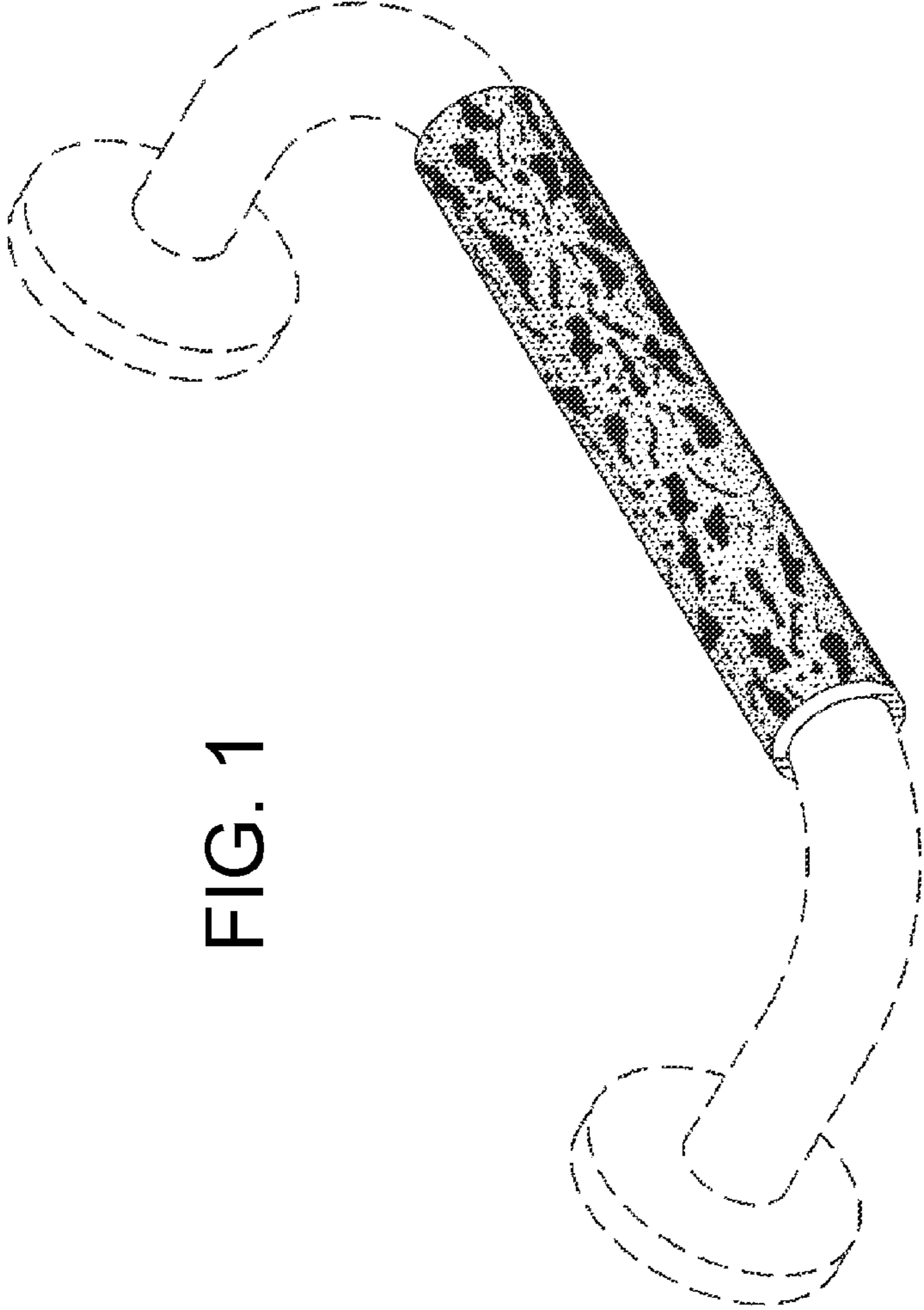


FIG. 1

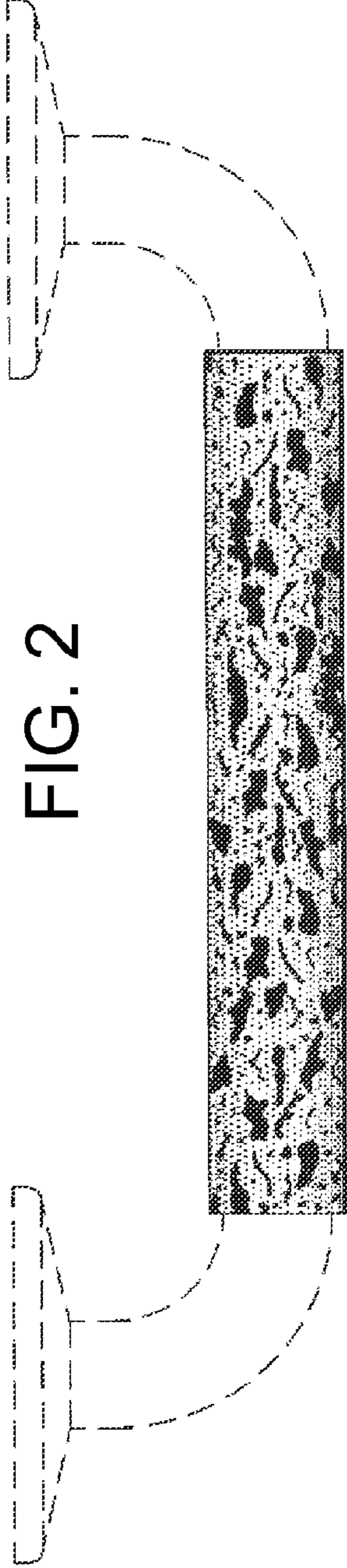


FIG. 2

FIG. 3




FIG. 4

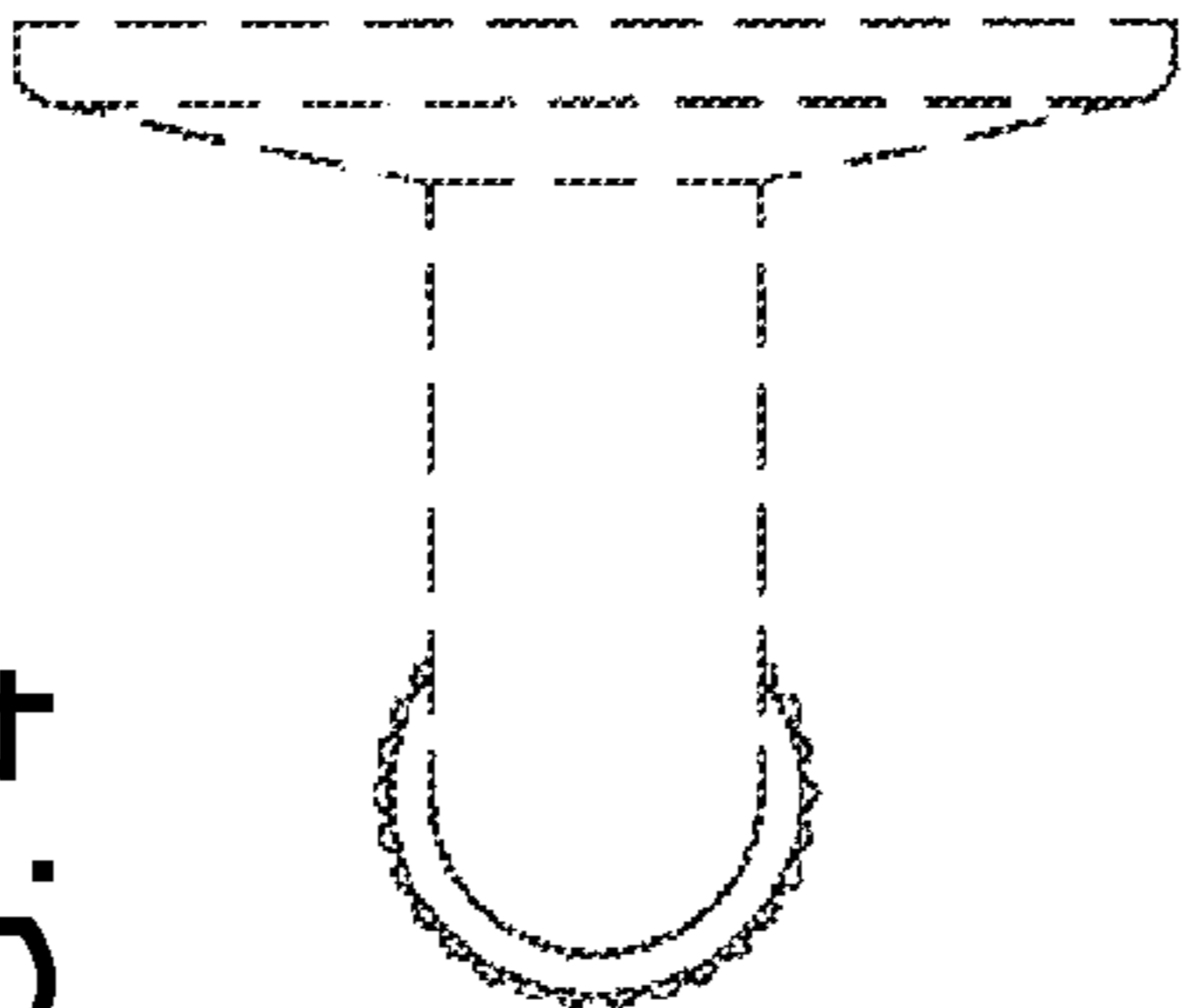


FIG. 5

