

US00D698897S

(12) **United States Design Patent**
Newson

(10) **Patent No.:** **US D698,897 S**
(45) **Date of Patent:** **** Feb. 4, 2014**

(54) **HAND SHOWER**

D533,627 S * 12/2006 Kirar D23/223
D646,758 S 10/2011 Gessi
D651,288 S 12/2011 Slothower et al.

(75) Inventor: **Marc Andrew Newson**, London (GB)

(73) Assignee: **Caroma Industries Limited**, Fortitude Valley (AU)

(**) Term: **14 Years**

(21) Appl. No.: **29/428,941**

(22) Filed: **Aug. 6, 2012**

(30) **Foreign Application Priority Data**

Feb. 9, 2012 (AU) 10631/2012

(51) **LOC (10) Cl.** **23-01**

(52) **U.S. Cl.**
USPC **D23/223**

(58) **Field of Classification Search**
USPC D23/213, 223, 229, 230; 239/462,
239/282-283; 137/801; 4/570
See application file for complete search history.

(56) **References Cited**

U.S. PATENT DOCUMENTS

D467,643 S 12/2002 Otero et al.
D468,800 S 1/2003 Tse
D475,433 S 6/2003 Citterio
6,611,971 B1 * 9/2003 Antoniiello et al. 4/570
D487,923 S 3/2004 Fraser et al.
6,757,920 B2 * 7/2004 Antoniiello et al. 4/570
D512,132 S 11/2005 Spangler
D514,205 S 1/2006 Spangler

OTHER PUBLICATIONS

U.S. Appl. No. 29/428,939, filed Aug. 6, 2012, Newson.
U.S. Appl. No. 29/428,940, filed Aug. 6, 2012, Newson.
U.S. Appl. No. 29/428,942, filed Aug. 6, 2012, Newson.

* cited by examiner

Primary Examiner — Robin V Webster

(74) *Attorney, Agent, or Firm* — Brinks Gilson & Lione

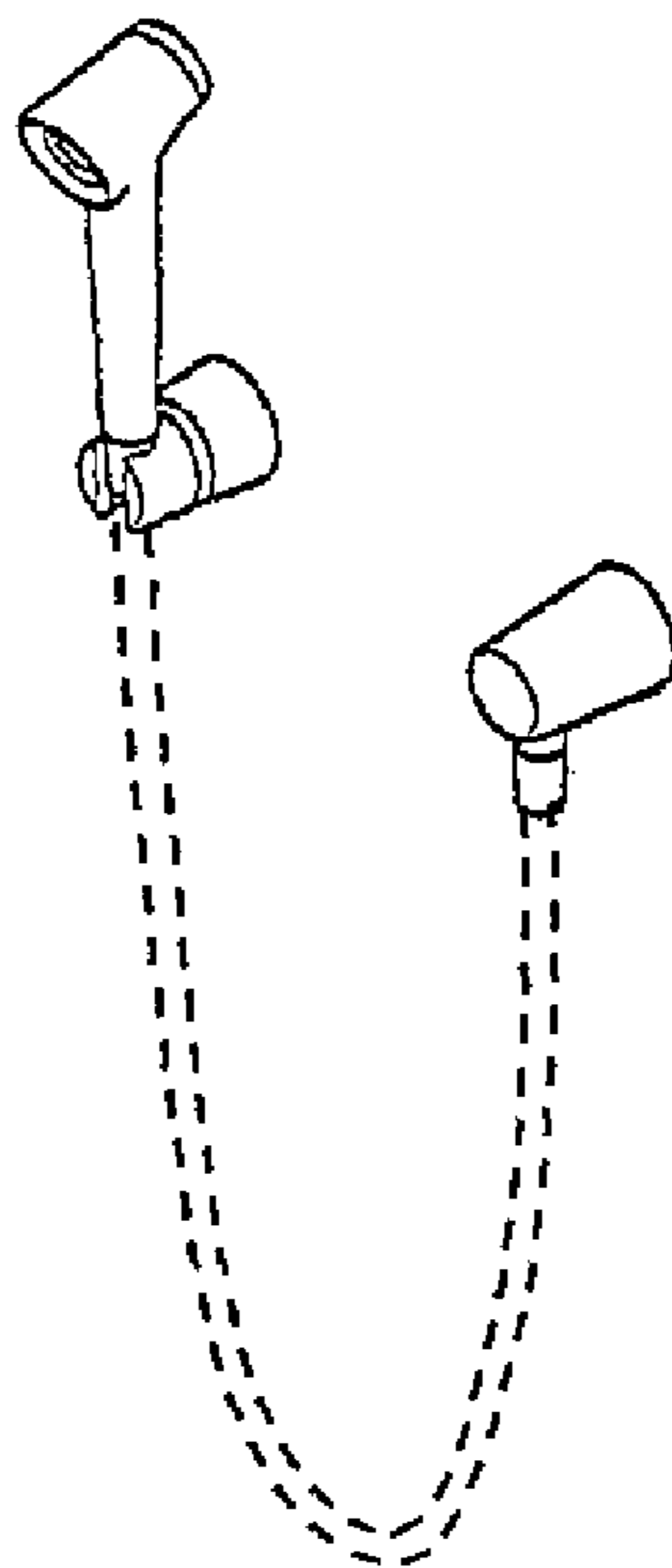
(57) **CLAIM**

I claim the ornamental design for a hand shower, as shown and described.

DESCRIPTION

FIG. 1 is a top perspective view of a hand shower showing my new design;
FIG. 2 is a bottom perspective view of the hand shower of FIG. 1;
FIG. 3 is a front view of the hand shower of FIG. 1;
FIG. 4 is a rear view of the hand shower of FIG. 1;
FIG. 5 is a left side view of the hand shower of FIG. 1;
FIG. 6 is a right side view of the hand shower of FIG. 1;
FIG. 7 is a top view of the hand shower of FIG. 1; and,
FIG. 8 is a bottom view of the hand shower of FIG. 1.
The broken lines in FIGS. 1-8 are for environmental purposes only and form no part of the claimed design.

1 Claim, 1 Drawing Sheet



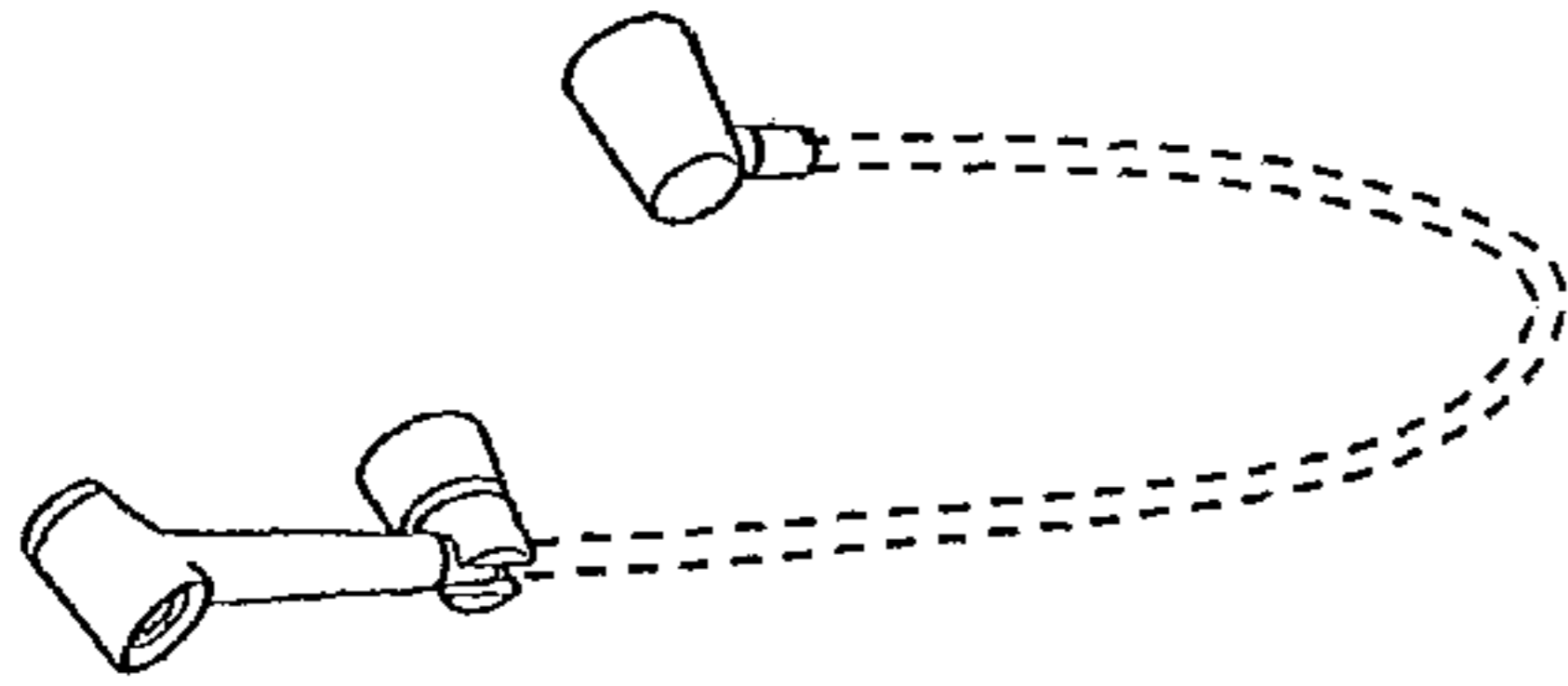


FIG. 1

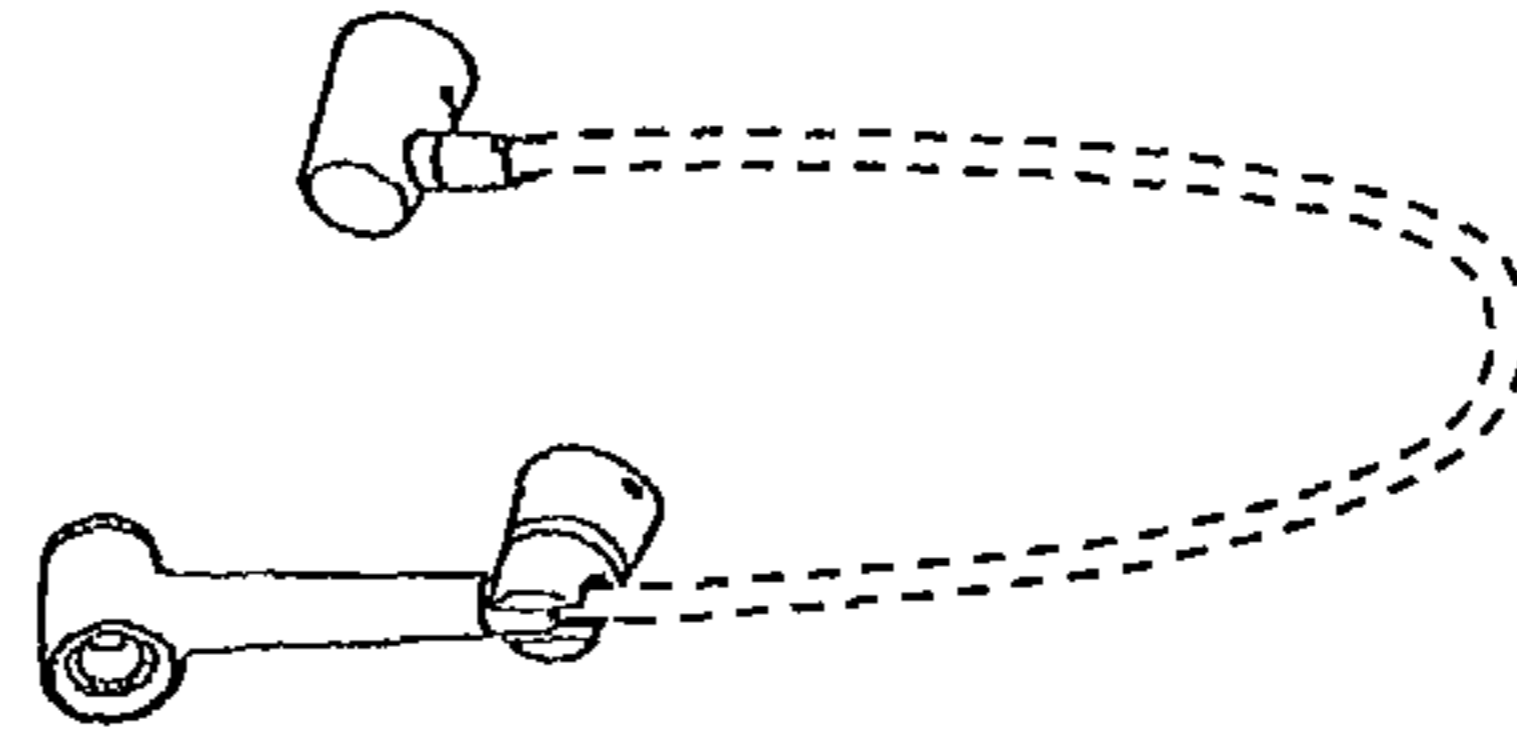


FIG. 2

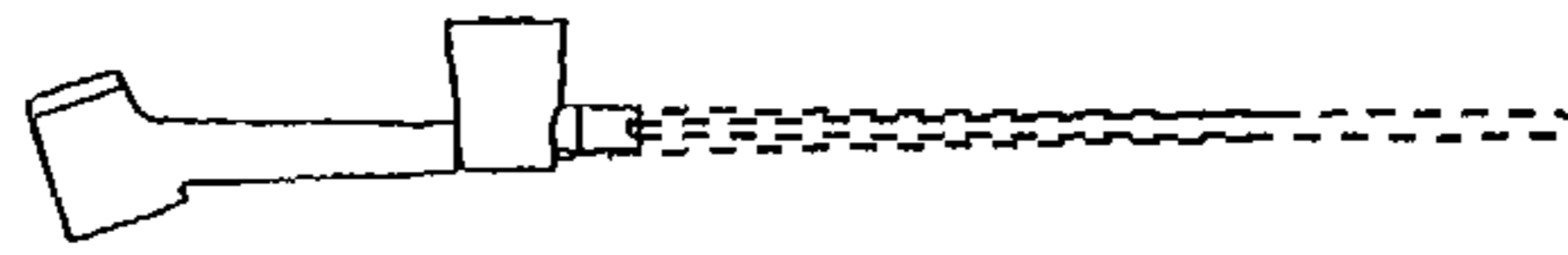


FIG. 3

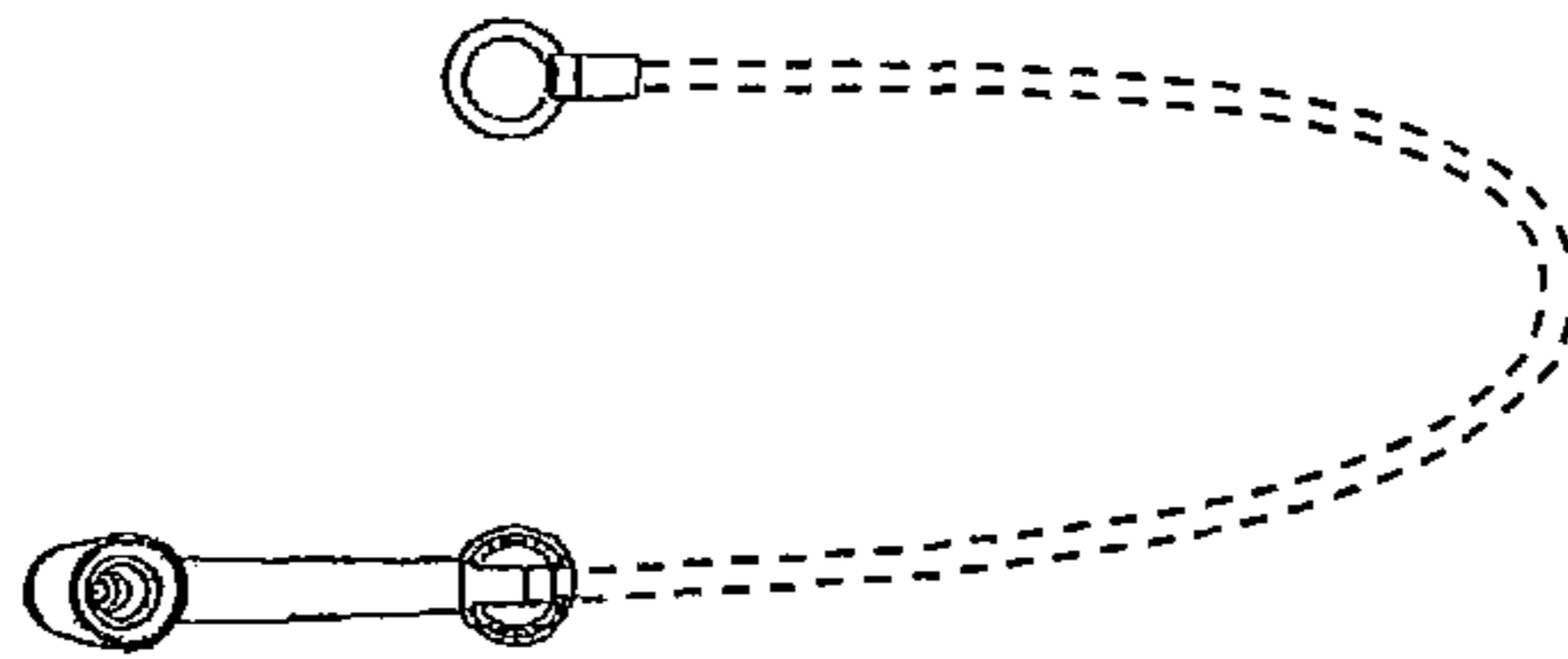


FIG. 4




FIG. 5

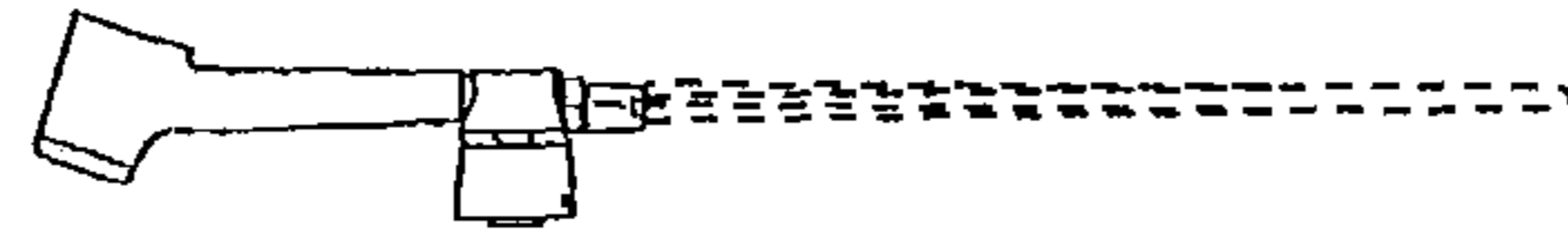


FIG. 6

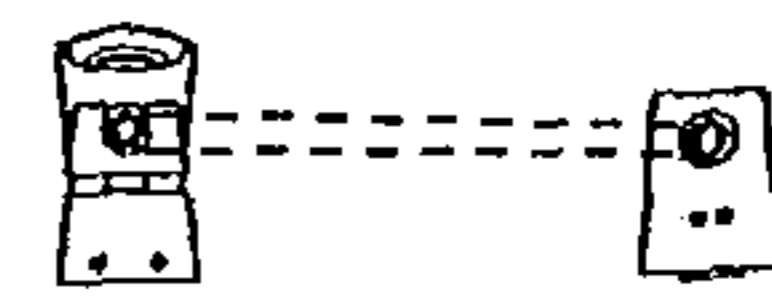


FIG. 7

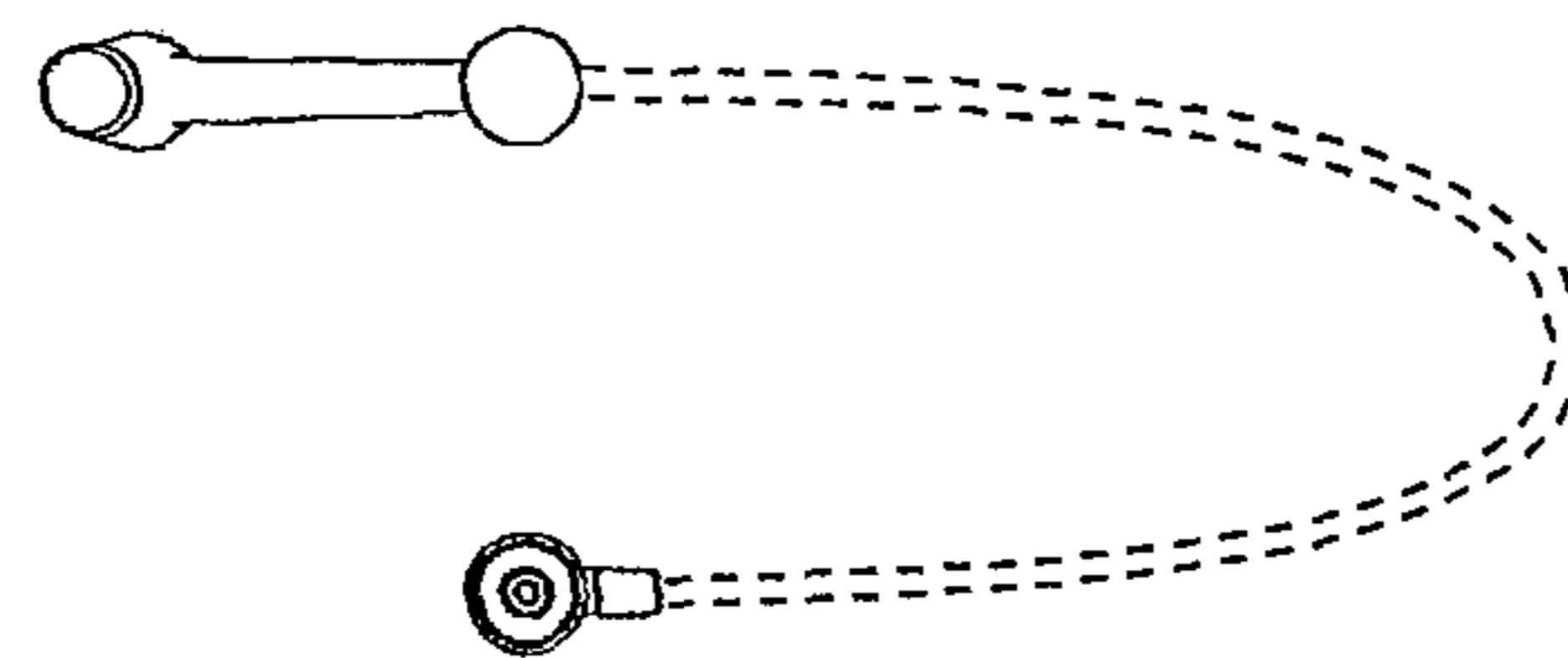


FIG. 8