

US00D698884S

(12) **United States Design Patent**
Otsubo

(10) **Patent No.:** **US D698,884 S**

(45) **Date of Patent:** **** Feb. 4, 2014**

(54) **GOLF BALL MARK REPAIR TOOL**

(71) Applicant: **Hirofusa Otsubo**, Middle Village, NY
(US)

(72) Inventor: **Hirofusa Otsubo**, Middle Village, NY
(US)

(**) Term: **14 Years**

(21) Appl. No.: **29/449,540**

(22) Filed: **Mar. 15, 2013**

(51) **LOC (10) Cl.** **21-02**

(52) **U.S. Cl.**
USPC **D21/793**

(58) **Field of Classification Search**
USPC D21/789, 793; 473/286, 408
See application file for complete search history.

(56) **References Cited**

U.S. PATENT DOCUMENTS

D190,333 S *	5/1961	Gunderson	D21/795
D272,461 S *	1/1984	Burns	D21/793
5,529,299 A *	6/1996	Bellagamba	473/285
D397,503 S *	8/1998	Lalli	D27/183
D431,625 S *	10/2000	Gribovsky	D21/793

D436,152 S *	1/2001	Sanford, III	D21/793
D463,522 S *	9/2002	Goessling, Jr.	D21/793
D470,556 S *	2/2003	Guerette et al.	D21/793
6,565,458 B1 *	5/2003	Cameron	473/408
6,733,402 B2 *	5/2004	Christensen	473/408
D514,646 S *	2/2006	Lipic	D21/793
7,140,983 B2 *	11/2006	Pietsch	473/408
D580,002 S *	11/2008	Littmann	D21/793
D594,922 S *	6/2009	McLane	D21/793
D605,720 S *	12/2009	McLane	D21/793
D685,443 S *	7/2013	Boccanfuso	D21/793

* cited by examiner

Primary Examiner — Mitchell Siegel

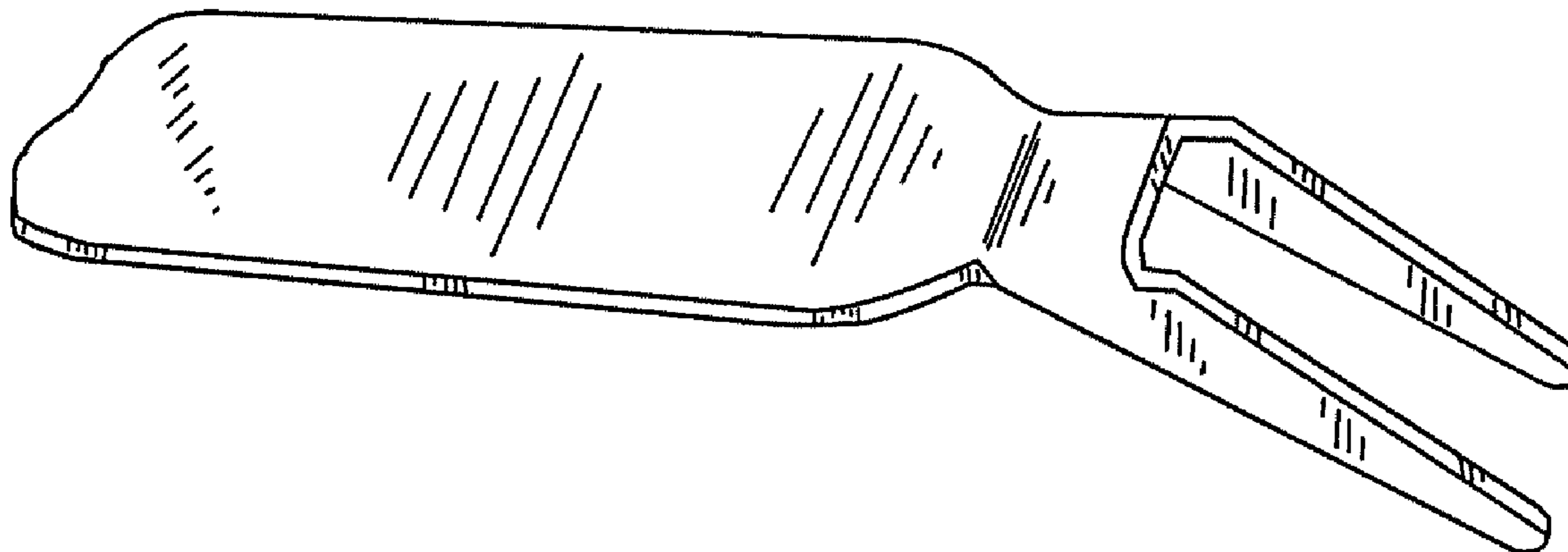
(57) **CLAIM**

The ornamental design for a golf ball mark repair tool, as shown and described.

DESCRIPTION

FIG. 1 is a perspective view of a golf ball mark repair tool showing my new design;
FIG. 2 is a front end view thereof;
FIG. 3 is a right side view thereof, the undisclosed opposite side being a mirror image;
FIG. 4 is a top plan view thereof; and,
FIG. 5 is a bottom plan view thereof.

1 Claim, 1 Drawing Sheet



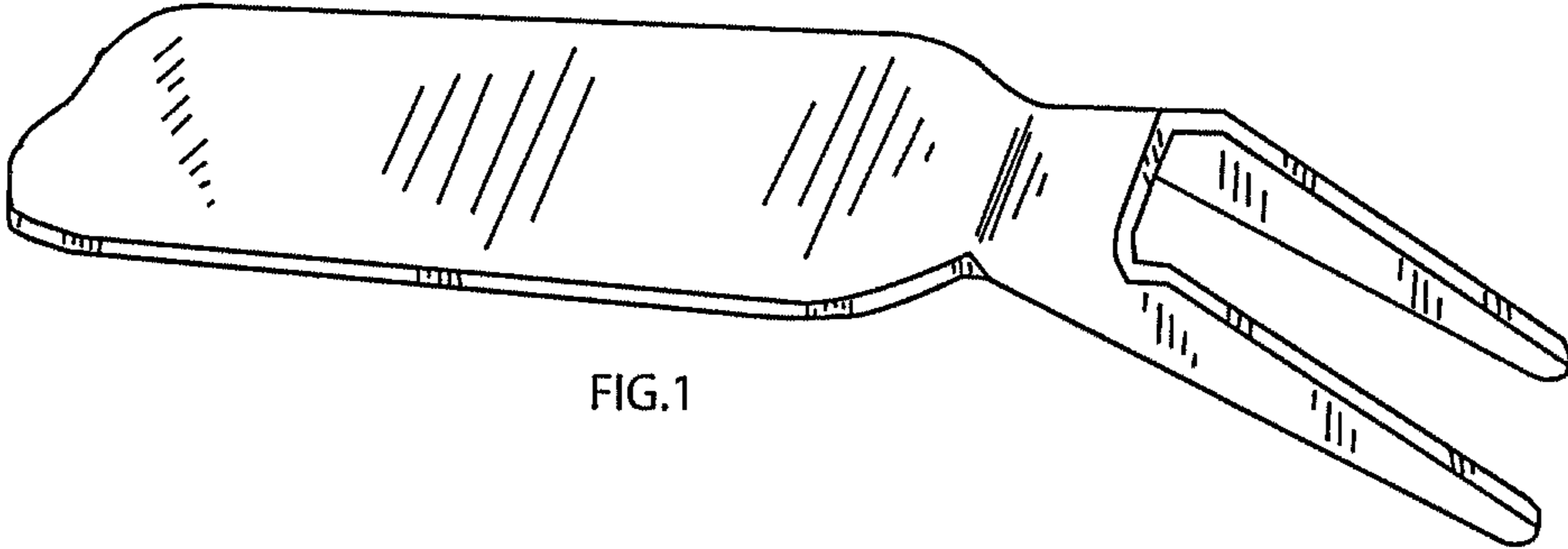


FIG.1

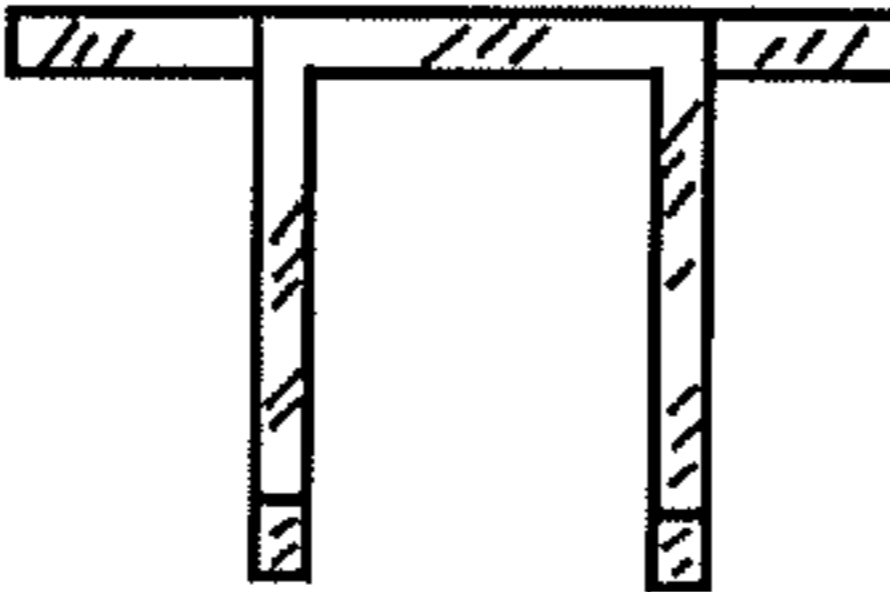


FIG.2




FIG.3

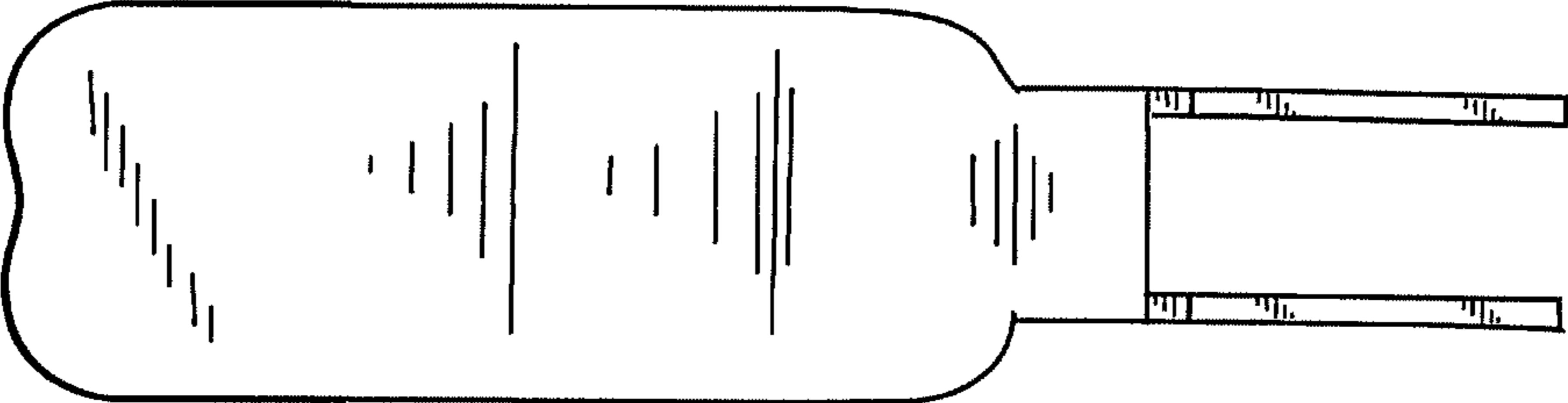


FIG.4

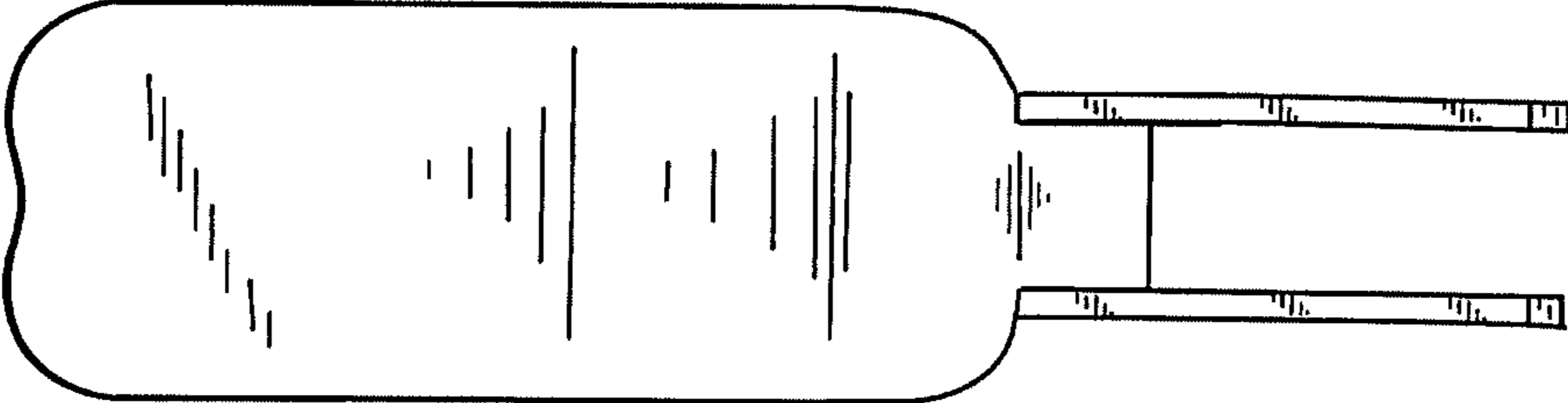


FIG.5